

RILIEVI AUTOMATICI: RADAR 1

DATI GENERALI

Via Malvolta, dir. est

Giorni di rilievo

4 giorni compresi tra giovedì 19 gennaio e domenica 22 gennaio



VOLUME DI TRAFFICO INTERVALLO TEMPORALE 15 min

giovedì 19 gennaio 2017

	A	M	L	P	veicoli totali	Veic. eq.
0:00	3	0	0	0	3	3
0:15	3	0	0	0	3	3
0:30	5	0	0	0	5	5
0:45	2	0	0	0	2	2
1:00	1	0	0	0	1	1
1:15	2	0	0	0	2	2
1:30	3	0	0	0	3	3
1:45	0	0	0	0	0	0
2:00	0	0	0	0	0	0
2:15	0	0	0	0	0	0
2:30	0	0	0	0	0	0
2:45	0	0	0	0	0	0
3:00	0	0	0	0	0	0
3:15	0	0	0	0	0	0
3:30	1	0	0	0	1	1
3:45	0	0	0	0	0	0
4:00	0	0	0	0	0	0
4:15	1	0	0	0	1	1
4:30	1	0	0	0	1	1
4:45	0	0	0	0	0	0
5:00	1	0	0	0	1	1
5:15	2	0	0	0	2	2
5:30	1	0	0	0	1	1
5:45	0	0	0	0	0	0
6:00	5	0	0	1	6	7
6:15	1	0	1	1	3	5
6:30	4	0	0	0	4	4
6:45	4	0	1	2	7	10
7:00	5	0	0	0	5	5
7:15	13	1	0	0	14	14
7:30	29	0	0	0	29	29
7:45	38	2	2	1	43	44
8:00	34	1	0	0	35	35
8:15	28	0	0	0	28	28
8:30	20	0	0	0	20	20
8:45	27	1	1	1	30	31
9:00	20	0	0	0	20	20
9:15	16	1	1	0	18	18
9:30	27	0	0	1	28	29
9:45	19	0	0	0	19	19
10:00	19	0	0	0	19	19
10:15	20	0	0	0	20	20
10:30	13	0	0	0	13	13
10:45	23	0	0	0	23	23
11:00	21	0	0	1	22	23
11:15	24	0	0	0	24	24
11:30	32	0	1	0	33	34
11:45	33	1	1	2	37	39
12:00	44	0	0	0	44	44
12:15	35	1	0	0	36	36
12:30	32	0	0	0	32	32
12:45	24	2	1	0	27	27
13:00	37	2	1	0	40	40
13:15	19	0	0	0	19	19
13:30	30	1	0	0	31	31
13:45	22	1	1	0	24	24
14:00	27	0	0	0	27	27
14:15	16	1	0	0	17	17
14:30	18	0	1	0	19	20
14:45	16	2	0	1	19	19
15:00	28	1	0	0	29	29
15:15	20	0	0	0	20	20
15:30	24	0	1	0	25	26
15:45	47	0	1	0	48	49
16:00	38	1	1	1	40	40
16:15	24	0	0	0	24	24
16:30	32	0	1	0	33	34
16:45	29	0	0	1	30	31
17:00	36	0	0	0	36	36
17:15	32	2	0	0	34	33
17:30	51	2	0	0	53	52
17:45	48	0	1	1	50	52
18:00	47	0	0	1	48	49
18:15	41	2	0	0	43	42
18:30	55	0	0	1	56	57
18:45	43	0	0	0	43	43
19:00	37	1	1	0	39	39
19:15	21	1	0	0	22	22
19:30	30	0	0	0	30	30
19:45	26	0	0	0	26	26
20:00	24	0	0	0	24	24
20:15	13	0	0	0	13	13
20:30	14	0	0	0	14	14
20:45	11	0	0	0	11	11
21:00	10	1	0	0	11	11
21:15	9	0	0	0	9	9
21:30	14	0	0	0	14	14
21:45	6	0	0	0	6	6
22:00	7	1	0	0	8	8
22:15	9	0	0	0	9	9
22:30	9	0	0	0	9	9
22:45	3	0	0	0	3	3
23:00	11	0	0	0	11	11
23:15	6	0	0	0	6	6
23:30	5	0	0	0	5	5
23:45	2	0	0	0	2	2

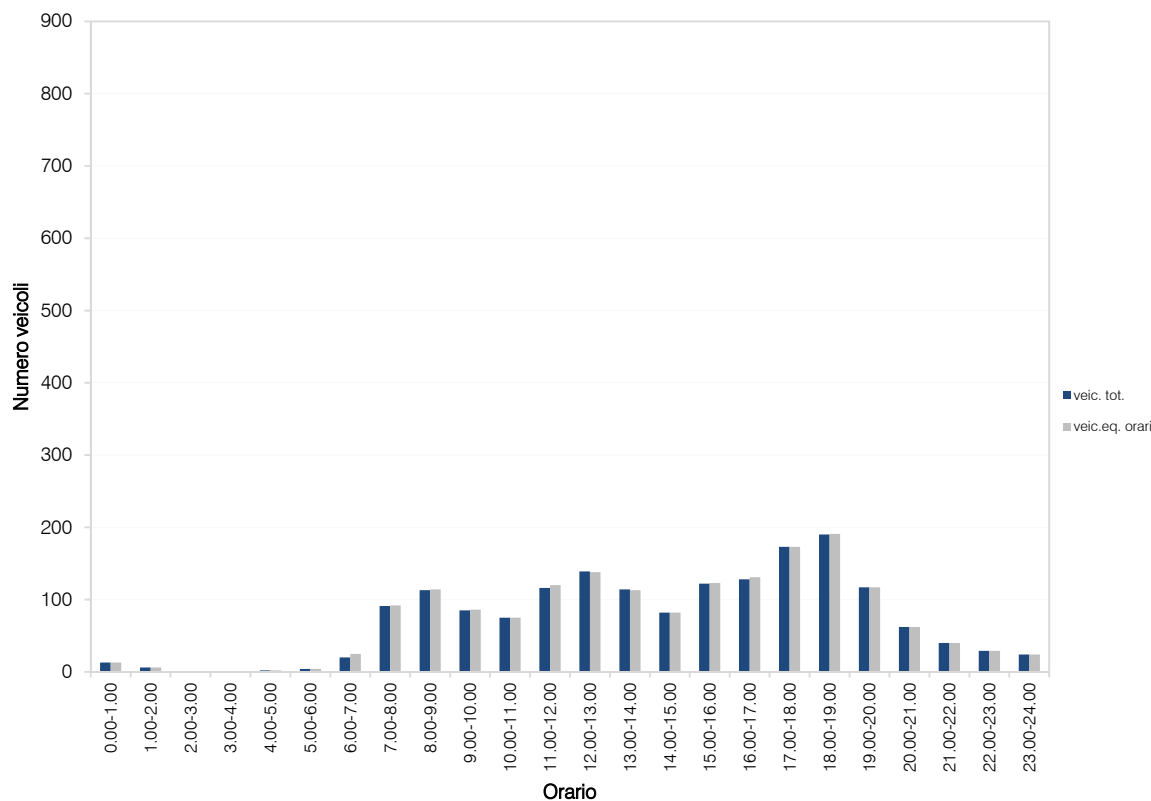
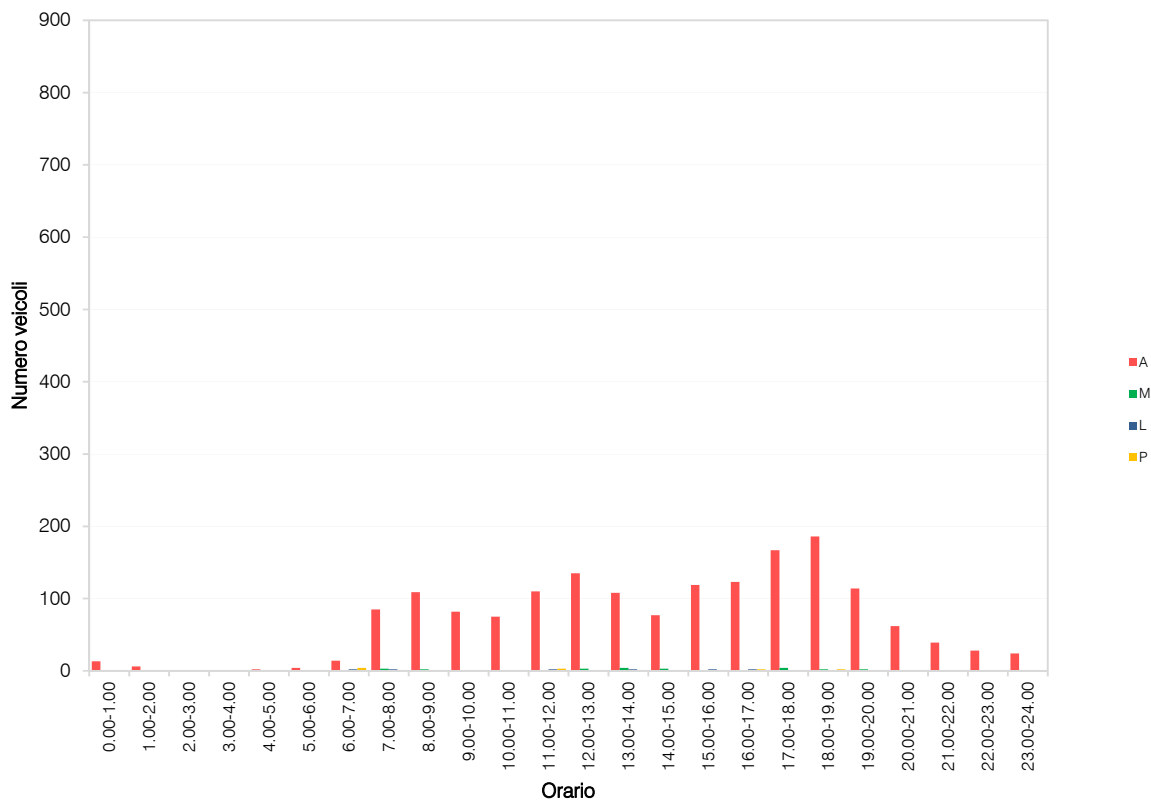
VOLUME DI TRAFFICO INTERVALLO TEMPORALE 60 min

giovedì 19 gennaio 2017

	<i>A</i>	<i>M</i>	<i>L</i>	<i>P</i>	<i>veicoli totali</i>	<i>veicoli equivalenti orari</i>
0.00-1.00	13	0	0	0	13	13
1.00-2.00	6	0	0	0	6	6
2.00-3.00	0	0	0	0	0	0
3.00-4.00	1	0	0	0	1	1
4.00-5.00	2	0	0	0	2	2
5.00-6.00	4	0	0	0	4	4
6.00-7.00	14	0	2	4	20	25
7.00-8.00	85	3	2	1	91	92
8.00-9.00	109	2	1	1	113	114
9.00-10.00	82	1	1	1	85	86
10.00-11.00	75	0	0	0	75	75
11.00-12.00	110	1	2	3	116	120
12.00-13.00	135	3	1	0	139	138
13.00-14.00	108	4	2	0	114	113
14.00-15.00	77	3	1	1	82	82
15.00-16.00	119	1	2	0	122	123
16.00-17.00	123	1	2	2	128	131
17.00-18.00	167	4	1	1	173	173
18.00-19.00	186	2	0	2	190	191
19.00-20.00	114	2	1	0	117	117
20.00-21.00	62	0	0	0	62	62
21.00-22.00	39	1	0	0	40	40
22.00-23.00	28	1	0	0	29	29
23.00-24.00	24	0	0	0	24	24
					TOT	1.746
						1.761

ELABORAZIONI GRAFICHE

giovedì 19 gennaio 2017



VOLUME DI TRAFFICO INTERVALLO TEMPORALE 15 min

venerdì 20 gennaio 2017

	A	M	L	P	veicoli totali	Veic. eq.
0:00	4	0	0	0	4	4
0:15	1	0	0	0	1	1
0:30	1	0	0	0	1	1
0:45	3	0	0	0	3	3
1:00	1	0	0	0	1	1
1:15	0	0	0	0	0	0
1:30	1	0	0	0	1	1
1:45	3	0	0	0	3	3
2:00	0	0	0	0	0	0
2:15	1	0	0	0	1	1
2:30	0	0	0	0	0	0
2:45	0	0	0	0	0	0
3:00	0	0	0	0	0	0
3:15	0	0	0	0	0	0
3:30	2	0	0	0	2	2
3:45	0	0	0	0	0	0
4:00	0	0	0	0	0	0
4:15	0	0	0	0	0	0
4:30	0	0	0	0	0	0
4:45	0	0	0	0	0	0
5:00	1	1	0	0	2	2
5:15	0	0	0	0	0	0
5:30	1	0	0	0	1	1
5:45	1	0	0	0	1	1
6:00	1	0	0	1	2	3
6:15	5	0	0	0	5	5
6:30	7	0	0	0	7	7
6:45	8	0	1	1	10	12
7:00	5	0	0	0	5	5
7:15	15	0	0	0	15	15
7:30	18	0	0	0	18	18
7:45	57	0	2	1	60	62
8:00	37	1	1	0	39	39
8:15	24	0	0	0	24	24
8:30	21	0	0	0	22	23
8:45	28	0	1	0	29	30
9:00	22	1	1	0	24	24
9:15	12	0	0	2	14	16
9:30	19	0	0	0	19	19
9:45	20	0	0	0	20	20
10:00	26	1	0	2	29	31
10:15	35	0	0	0	35	35
10:30	25	1	0	0	26	26
10:45	25	0	0	0	25	25
11:00	29	0	0	0	29	29
11:15	34	0	0	0	34	34
11:30	31	0	0	0	31	31
11:45	30	0	1	1	32	34
12:00	41	0	0	1	42	43
12:15	42	0	0	0	42	42
12:30	39	2	0	0	41	40
12:45	30	0	0	0	30	30
13:00	45	2	0	0	47	46
13:15	20	0	0	0	20	20
13:30	18	0	0	0	18	18
13:45	25	2	2	0	29	29
14:00	42	0	0	0	42	42
14:15	24	0	2	0	26	27
14:30	16	0	0	0	16	16
14:45	25	0	0	0	25	25
15:00	22	0	0	0	22	22
15:15	22	0	0	1	23	24
15:30	31	1	0	0	32	33
15:45	41	1	1	0	43	43
16:00	37	0	0	0	38	38
16:15	35	1	1	0	37	37
16:30	43	3	0	0	46	45
16:45	30	2	0	0	32	31
17:00	21	0	0	0	21	21
17:15	32	1	0	1	34	35
17:30	38	0	0	0	38	38
17:45	52	2	0	0	54	53
18:00	35	2	0	0	37	36
18:15	43	0	1	0	44	45
18:30	44	0	1	0	45	46
18:45	43	2	0	0	45	44
19:00	43	1	0	0	44	44
19:15	19	0	0	0	19	19
19:30	34	0	0	0	34	34
19:45	26	0	0	0	26	26
20:00	23	1	0	0	24	24
20:15	15	1	0	0	16	16
20:30	14	0	0	0	14	14
20:45	10	0	0	0	10	10
21:00	13	2	1	0	16	16
21:15	14	1	0	0	15	15
21:30	15	0	0	0	15	15
21:45	11	0	0	0	11	11
22:00	19	0	0	0	19	19
22:15	12	0	0	0	12	12
22:30	9	0	0	0	9	9
22:45	9	0	0	0	9	9
23:00	4	0	0	0	4	4
23:15	4	0	0	0	4	4
23:30	10	0	0	0	10	10
23:45	7	0	0	0	7	7

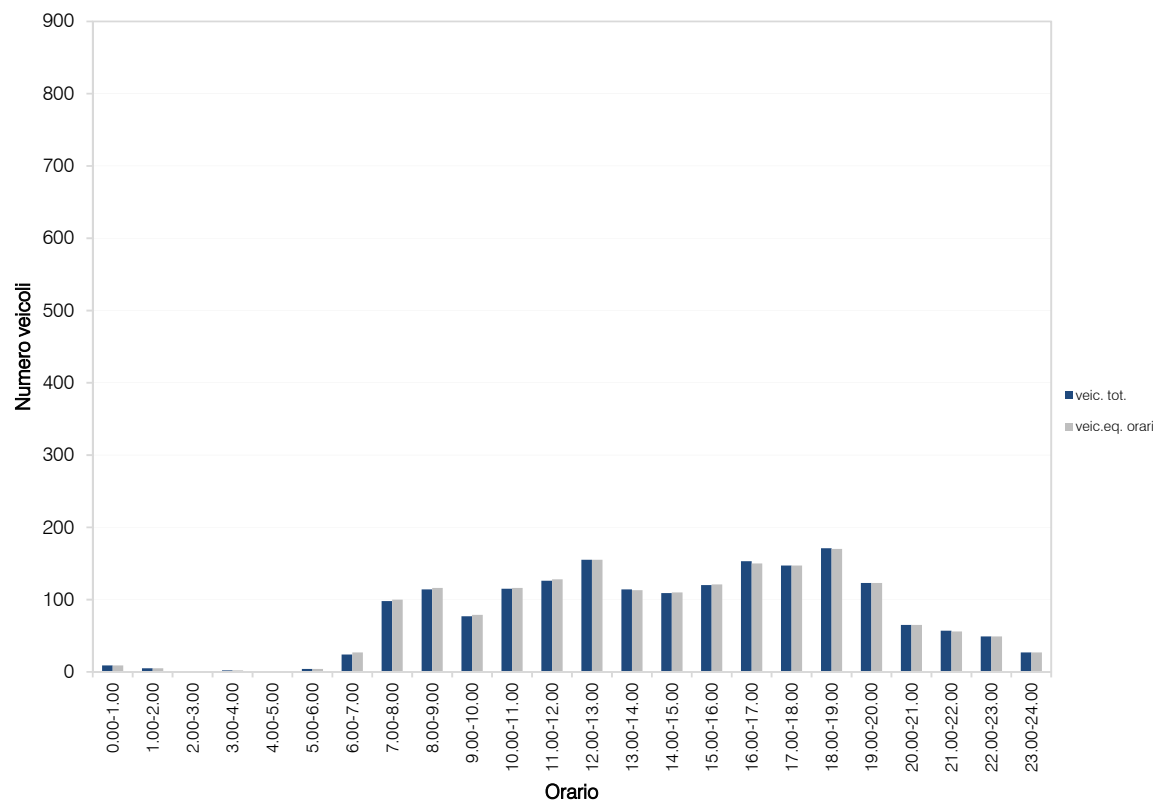
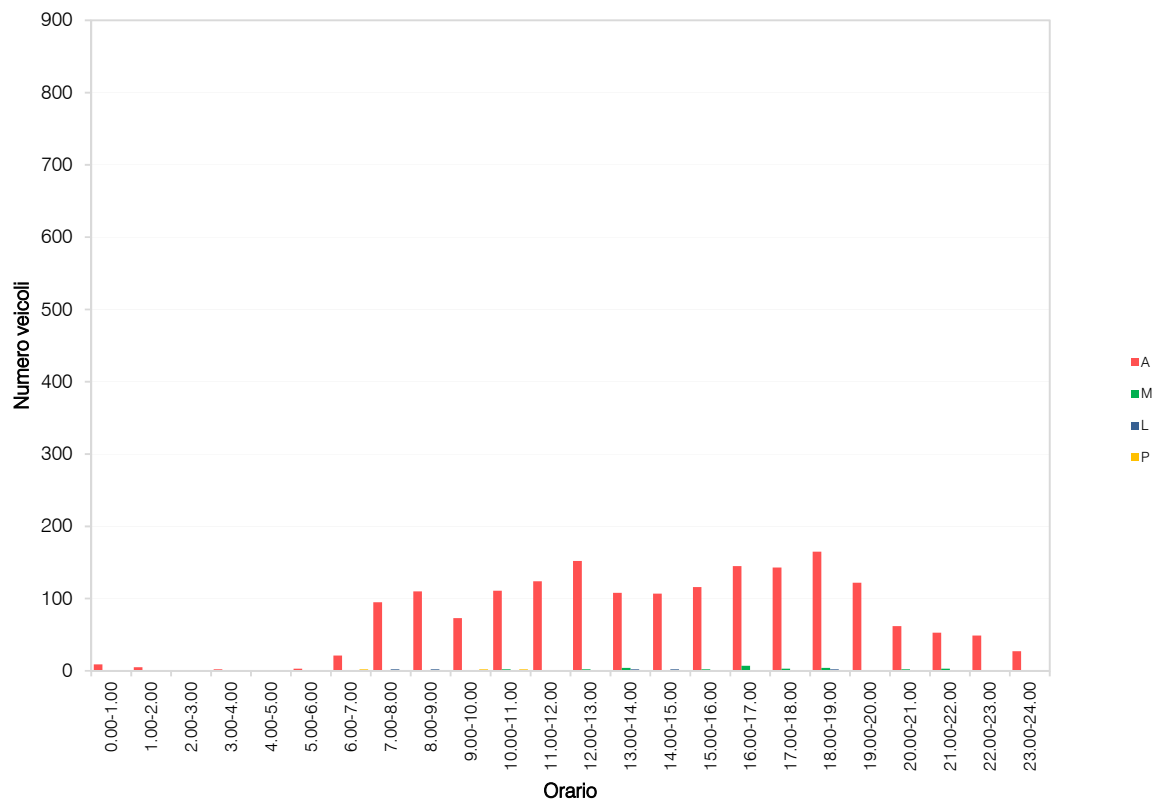
VOLUME DI TRAFFICO INTERVALLO TEMPORALE 60 min

venerdì 20 gennaio 2017

	<i>A</i>	<i>M</i>	<i>L</i>	<i>P</i>	<i>veicoli totali</i>	<i>veicoli equivalenti orari</i>
0.00-1.00	9	0	0	0	9	9
1.00-2.00	5	0	0	0	5	5
2.00-3.00	1	0	0	0	1	1
3.00-4.00	2	0	0	0	2	2
4.00-5.00	0	0	0	0	0	0
5.00-6.00	3	1	0	0	4	4
6.00-7.00	21	0	1	2	24	27
7.00-8.00	95	0	2	1	98	100
8.00-9.00	110	1	2	1	114	116
9.00-10.00	73	1	1	2	77	79
10.00-11.00	111	2	0	2	115	116
11.00-12.00	124	0	1	1	126	128
12.00-13.00	152	2	0	1	155	155
13.00-14.00	108	4	2	0	114	113
14.00-15.00	107	0	2	0	109	110
15.00-16.00	116	2	1	1	120	121
16.00-17.00	145	7	1	0	153	150
17.00-18.00	143	3	0	1	147	147
18.00-19.00	165	4	2	0	171	170
19.00-20.00	122	1	0	0	123	123
20.00-21.00	62	2	1	0	65	65
21.00-22.00	53	3	1	0	57	56
22.00-23.00	49	0	0	0	49	49
23.00-24.00	27	0	0	0	27	27
					TOT	1.865
						1.873

ELABORAZIONI GRAFICHE

venerdì 20 gennaio 2017



VOLUME DI TRAFFICO INTERVALLO TEMPORALE 15 min

sabato 21 gennaio 2017

	A	M	L	P	veicoli totali	Veic. eq.
0:00	7	0	0	0	7	7
0:15	5	0	0	0	5	5
0:30	7	0	0	0	7	7
0:45	1	0	0	0	1	1
1:00	2	0	0	0	2	2
1:15	7	0	0	0	7	7
1:30	1	0	0	0	1	1
1:45	2	0	0	0	2	2
2:00	4	1	0	0	5	5
2:15	3	0	0	0	3	3
2:30	2	0	0	0	2	2
2:45	1	0	0	0	1	1
3:00	1	0	0	0	1	1
3:15	2	0	0	0	2	2
3:30	3	0	0	0	3	3
3:45	0	0	0	0	0	0
4:00	3	0	0	0	3	3
4:15	1	0	0	0	1	1
4:30	1	0	0	0	1	1
4:45	0	0	0	0	0	0
5:00	0	0	0	0	0	0
5:15	1	0	0	0	1	1
5:30	1	0	0	0	1	1
5:45	0	0	0	1	1	2
6:00	2	0	0	0	2	2
6:15	3	0	0	0	3	3
6:30	2	0	0	0	2	2
6:45	8	0	2	0	10	11
7:00	4	0	0	0	4	4
7:15	7	0	0	1	8	9
7:30	16	0	0	0	16	16
7:45	16	0	0	0	16	16
8:00	17	0	0	0	17	17
8:15	18	1	0	0	19	19
8:30	12	1	0	0	13	13
8:45	14	0	0	0	14	14
9:00	14	0	0	0	14	14
9:15	21	0	0	0	21	21
9:30	19	0	0	1	20	21
9:45	17	0	0	0	17	17
10:00	16	0	0	0	16	16
10:15	22	0	0	0	22	22
10:30	33	0	0	0	33	33
10:45	29	0	0	0	29	29
11:00	25	1	0	0	26	26
11:15	29	0	0	0	29	29
11:30	31	1	0	1	33	34
11:45	32	0	0	0	32	32
12:00	43	2	0	0	45	44
12:15	37	0	0	0	37	37
12:30	35	2	1	0	38	38
12:45	29	2	0	0	31	30
13:00	44	0	0	0	44	44
13:15	0	0	0	0	0	0
13:30	18	0	0	0	18	18
13:45	20	0	0	0	20	20
14:00	19	1	0	1	21	22
14:15	24	0	0	0	24	24
14:30	24	1	0	0	25	25
14:45	24	0	1	0	25	26
15:00	22	0	0	0	22	22
15:15	16	0	1	0	17	18
15:30	22	0	0	0	22	22
15:45	29	1	0	0	30	30
16:00	28	0	0	0	28	28
16:15	27	0	0	0	27	27
16:30	29	0	0	0	29	29
16:45	24	0	0	0	24	24
17:00	22	1	0	0	23	23
17:15	34	2	0	0	36	35
17:30	27	1	0	0	28	28
17:45	19	0	0	0	19	19
18:00	28	1	0	0	29	29
18:15	22	0	0	1	23	24
18:30	28	2	0	0	30	29
18:45	31	2	0	0	33	32
19:00	29	0	0	0	29	29
19:15	28	0	0	0	28	28
19:30	30	0	0	0	30	30
19:45	29	0	0	0	29	29
20:00	14	1	0	0	15	15
20:15	10	0	0	0	10	10
20:30	13	0	0	0	13	13
20:45	16	2	0	0	18	17
21:00	12	0	0	0	12	12
21:15	12	0	0	0	12	12
21:30	4	0	0	0	4	4
21:45	5	0	0	0	5	5
22:00	7	1	0	0	8	8
22:15	7	0	0	0	7	7
22:30	8	0	0	0	8	8
22:45	8	0	0	0	8	8
23:00	8	0	0	0	8	8
23:15	11	1	0	0	12	12
23:30	11	0	0	0	11	11
23:45	6	0	0	0	6	6

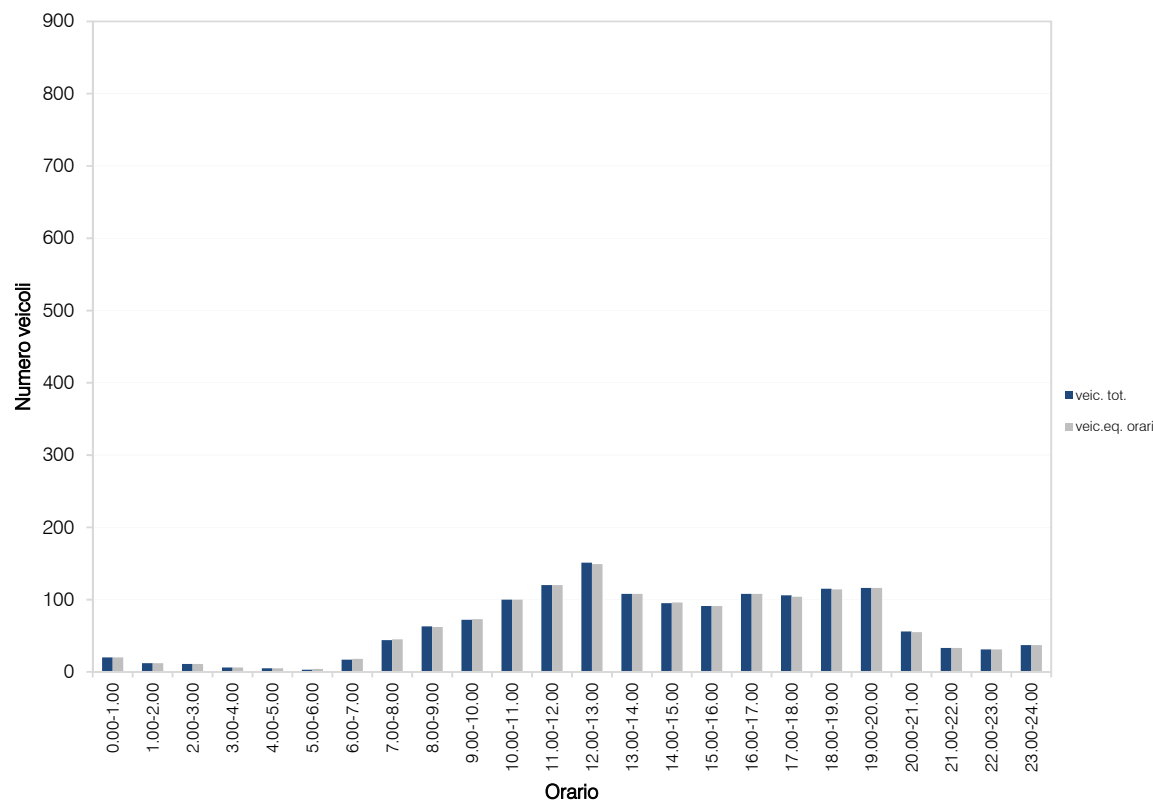
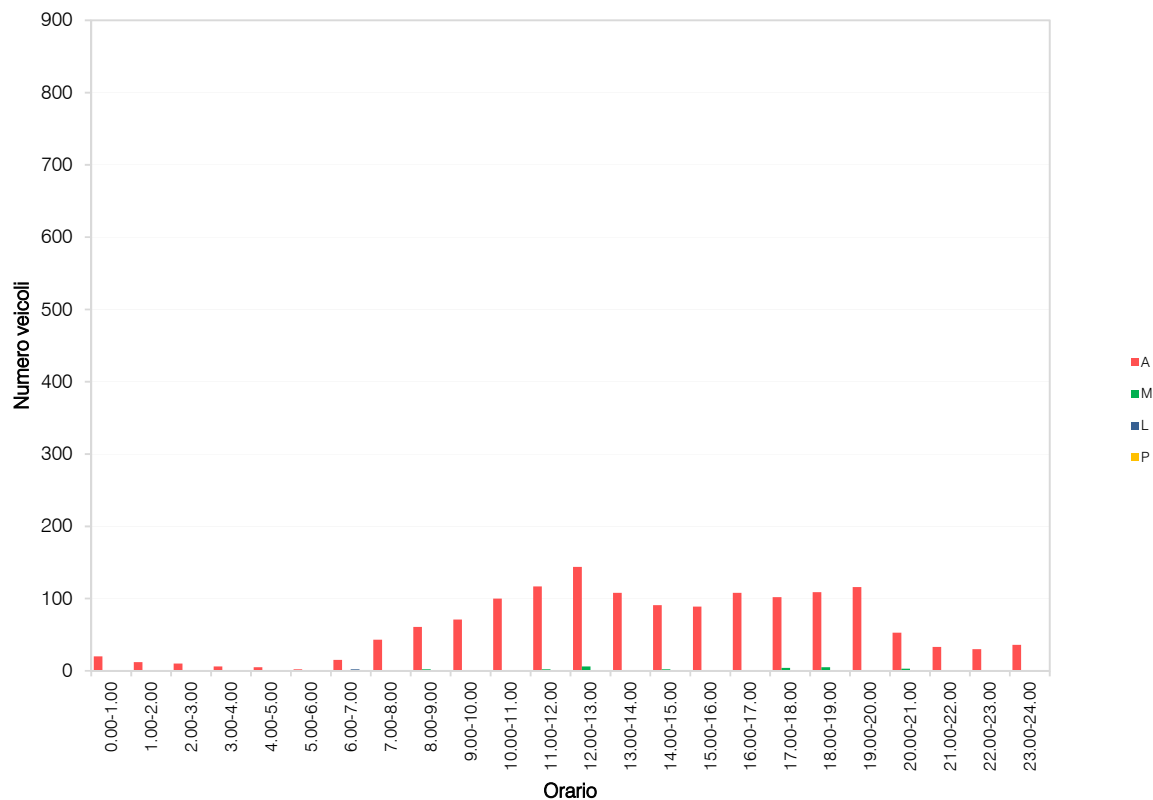
VOLUME DI TRAFFICO INTERVALLO TEMPORALE 60 min

sabato 21 gennaio 2017

	<i>A</i>	<i>M</i>	<i>L</i>	<i>P</i>	<i>veicoli totali</i>	<i>veicoli equivalenti orari</i>
0.00-1.00	20	0	0	0	20	20
1.00-2.00	12	0	0	0	12	12
2.00-3.00	10	1	0	0	11	11
3.00-4.00	6	0	0	0	6	6
4.00-5.00	5	0	0	0	5	5
5.00-6.00	2	0	0	1	3	4
6.00-7.00	15	0	2	0	17	18
7.00-8.00	43	0	0	1	44	45
8.00-9.00	61	2	0	0	63	62
9.00-10.00	71	0	0	1	72	73
10.00-11.00	100	0	0	0	100	100
11.00-12.00	117	2	0	1	120	120
12.00-13.00	144	6	1	0	151	149
13.00-14.00	108	0	0	0	108	108
14.00-15.00	91	2	1	1	95	96
15.00-16.00	89	1	1	0	91	91
16.00-17.00	108	0	0	0	108	108
17.00-18.00	102	4	0	0	106	104
18.00-19.00	109	5	0	1	115	114
19.00-20.00	116	0	0	0	116	116
20.00-21.00	53	3	0	0	56	55
21.00-22.00	33	0	0	0	33	33
22.00-23.00	30	1	0	0	31	31
23.00-24.00	36	1	0	0	37	37
					TOT	1.520
						1.518

ELABORAZIONI GRAFICHE

sabato 21 gennaio 2017



VOLUME DI TRAFFICO INTERVALLO TEMPORALE 15 min

domenica 22 gennaio 2017

	A	M	L	P	veicoli totali	Veic. eq.
0:00	7	0	0	0	7	7
0:15	5	0	0	0	5	5
0:30	10	0	0	0	10	10
0:45	10	0	0	0	10	10
1:00	7	0	0	0	7	7
1:15	11	0	0	0	11	11
1:30	5	0	0	0	5	5
1:45	2	0	0	0	2	2
2:00	2	0	0	0	2	2
2:15	1	0	0	0	1	1
2:30	2	0	0	0	2	2
2:45	1	0	0	0	1	1
3:00	0	0	0	0	0	0
3:15	2	0	0	0	2	2
3:30	0	0	0	0	0	0
3:45	2	0	0	0	2	2
4:00	0	0	0	0	0	0
4:15	0	0	0	0	0	0
4:30	0	0	0	0	0	0
4:45	3	0	0	0	3	3
5:00	4	0	0	0	4	4
5:15	2	0	0	0	2	2
5:30	0	0	0	0	0	0
5:45	1	0	0	0	1	1
6:00	2	0	0	0	2	2
6:15	1	0	0	0	1	1
6:30	2	0	0	0	2	2
6:45	1	0	0	0	1	1
7:00	1	0	0	0	1	1
7:15	4	0	0	0	4	4
7:30	3	0	0	0	3	3
7:45	2	0	0	0	2	2
8:00	1	0	0	0	1	1
8:15	8	0	0	0	8	8
8:30	4	0	0	0	4	4
8:45	6	0	0	0	6	6
9:00	9	0	0	0	9	9
9:15	8	0	0	0	8	8
9:30	11	0	0	0	11	11
9:45	9	0	0	0	9	9
10:00	11	1	0	0	12	12
10:15	12	0	0	0	12	12
10:30	13	0	0	0	15	14
10:45	20	0	0	0	20	20
11:00	23	0	0	0	23	23
11:15	26	2	0	0	28	27
11:30	29	0	0	0	29	29
11:45	23	1	0	0	24	24
12:00	22	0	0	0	22	22
12:15	32	0	0	1	33	34
12:30	17	0	0	0	17	17
12:45	11	0	0	0	11	11
13:00	22	0	0	0	22	22
13:15	13	1	0	0	14	14
13:30	12	0	0	0	12	12
13:45	16	0	0	0	16	16
14:00	19	0	0	0	19	19
14:15	16	0	1	0	17	18
14:30	15	0	0	0	15	15
14:45	26	2	0	0	28	27
15:00	19	0	0	0	19	19
15:15	9	0	0	0	9	9
15:30	23	1	0	0	24	24
15:45	21	0	0	0	21	21
16:00	19	1	0	0	20	20
16:15	17	1	0	0	18	18
16:30	17	1	0	0	18	18
16:45	23	0	0	0	23	23
17:00	17	1	0	0	18	18
17:15	31	2	0	0	33	32
17:30	25	0	0	0	25	25
17:45	30	0	0	0	30	30
18:00	24	0	0	1	25	26
18:15	21	2	0	0	23	22
18:30	22	0	0	0	22	22
18:45	16	0	0	0	16	16
19:00	30	0	0	1	31	32
19:15	21	1	0	0	22	22
19:30	18	1	0	0	19	19
19:45	12	0	0	0	12	12
20:00	13	0	0	1	14	15
20:15	8	1	0	0	9	9
20:30	5	0	0	0	5	5
20:45	16	0	0	0	16	16
21:00	7	0	0	0	7	7
21:15	8	0	0	0	8	8
21:30	2	1	0	0	3	3
21:45	9	0	0	0	9	9
22:00	8	0	0	0	8	8
22:15	9	1	0	0	10	10
22:30	11	0	0	0	11	11
22:45	3	0	0	0	3	3
23:00	3	0	0	0	3	3
23:15	2	0	0	0	2	2
23:30	5	0	0	0	5	5
23:45	3	0	0	0	3	3

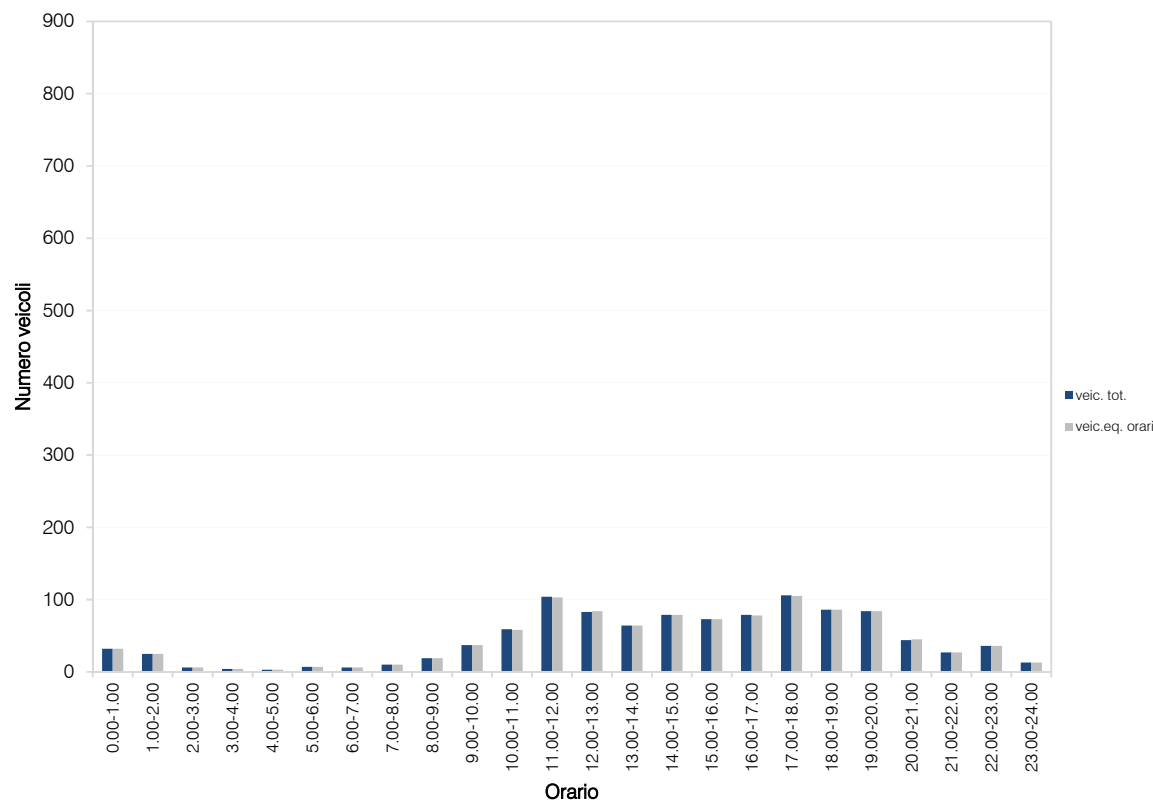
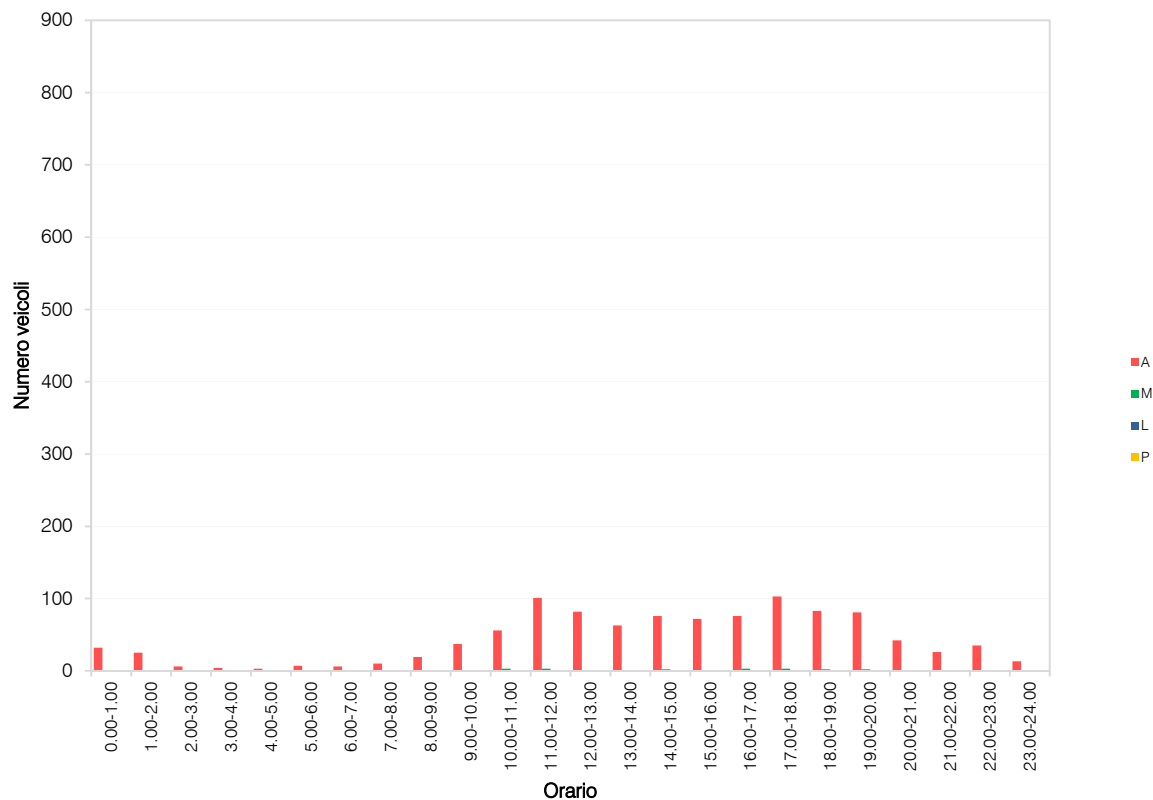
VOLUME DI TRAFFICO INTERVALLO TEMPORALE 60 min

domenica 22 gennaio 2017

	<i>A</i>	<i>M</i>	<i>L</i>	<i>P</i>	<i>veicoli totali</i>	<i>veicoli equivalenti orari</i>
0.00-1.00	32	0	0	0	32	32
1.00-2.00	25	0	0	0	25	25
2.00-3.00	6	0	0	0	6	6
3.00-4.00	4	0	0	0	4	4
4.00-5.00	3	0	0	0	3	3
5.00-6.00	7	0	0	0	7	7
6.00-7.00	6	0	0	0	6	6
7.00-8.00	10	0	0	0	10	10
8.00-9.00	19	0	0	0	19	19
9.00-10.00	37	0	0	0	37	37
10.00-11.00	56	3	0	0	59	58
11.00-12.00	101	3	0	0	104	103
12.00-13.00	82	0	0	1	83	84
13.00-14.00	63	1	0	0	64	64
14.00-15.00	76	2	1	0	79	79
15.00-16.00	72	1	0	0	73	73
16.00-17.00	76	3	0	0	79	78
17.00-18.00	103	3	0	0	106	105
18.00-19.00	83	2	0	1	86	86
19.00-20.00	81	2	0	1	84	84
20.00-21.00	42	1	0	1	44	45
21.00-22.00	26	1	0	0	27	27
22.00-23.00	35	1	0	0	36	36
23.00-24.00	13	0	0	0	13	13
					TOT	1.084

ELABORAZIONI GRAFICHE

domenica 22 gennaio 2017




RILIEVI AUTOMATICI: RADAR 2

DATI GENERALI

Via Malvolta, dir. ovest

Giorni di rilievo

4 giorni compresi tra giovedì 19 gennaio e domenica 22 gennaio



VOLUME DI TRAFFICO INTERVALLO TEMPORALE 15 min

giovedì 19 gennaio 2017

	A	M	L	P	veicoli totali	Veic. eq.
0:00	2	0	0	0	2	2
0:15	0	0	0	0	0	0
0:30	2	0	0	0	2	2
0:45	0	0	0	0	0	0
1:00	1	0	0	0	1	1
1:15	0	0	0	0	0	0
1:30	1	0	0	0	1	1
1:45	2	0	0	0	2	2
2:00	0	0	0	0	0	0
2:15	1	0	0	0	1	1
2:30	0	0	0	0	0	0
2:45	0	0	0	0	0	0
3:00	0	0	0	0	0	0
3:15	0	0	0	0	0	0
3:30	0	0	0	0	0	0
3:45	0	0	0	0	0	0
4:00	0	0	0	0	0	0
4:15	0	0	0	0	0	0
4:30	0	0	0	0	0	0
4:45	1	0	0	0	1	1
5:00	0	0	0	0	0	0
5:15	8	0	0	0	8	8
5:30	11	0	0	0	11	11
5:45	4	0	0	0	4	4
6:00	3	0	0	0	3	3
6:15	3	0	0	0	3	3
6:30	19	0	0	0	19	19
6:45	15	2	0	0	17	16
7:00	13	1	0	1	15	16
7:15	37	0	1	0	38	39
7:30	65	2	1	0	68	68
7:45	74	1	1	0	76	76
8:00	56	0	1	1	58	60
8:15	37	0	1	1	39	41
8:30	31	0	1	1	33	35
8:45	33	0	1	1	35	37
9:00	32	0	1	0	33	34
9:15	24	2	1	1	28	29
9:30	30	1	1	0	32	32
9:45	18	1	0	0	19	19
10:00	11	0	0	0	11	11
10:15	18	0	0	0	18	18
10:30	18	0	1	0	18	19
10:45	27	0	1	1	29	31
11:00	26	0	0	0	27	28
11:15	20	0	0	0	20	20
11:30	25	1	0	0	26	26
11:45	23	0	0	1	24	25
12:00	34	0	1	1	36	38
12:15	27	0	0	0	27	27
12:30	20	0	0	0	20	20
12:45	20	0	0	0	20	20
13:00	35	0	1	0	36	37
13:15	23	1	0	0	24	24
13:30	23	0	0	0	24	25
13:45	26	1	0	0	27	27
14:00	18	2	0	0	20	19
14:15	36	1	0	1	38	39
14:30	27	3	0	0	30	29
14:45	24	1	1	0	26	26
15:00	18	0	0	0	19	19
15:15	26	2	0	0	28	27
15:30	15	0	1	0	15	15
15:45	30	0	1	0	31	32
16:00	43	0	1	1	45	47
16:15	23	0	1	0	24	25
16:30	25	0	0	0	25	25
16:45	24	0	0	1	25	26
17:00	33	0	1	0	34	35
17:15	21	0	0	0	21	21
17:30	31	0	1	0	32	33
17:45	28	0	1	0	29	30
18:00	32	0	1	1	34	36
18:15	26	0	1	0	27	28
18:30	27	0	1	1	29	31
18:45	17	0	0	0	17	17
19:00	19	1	0	0	20	20
19:15	28	0	1	0	29	30
19:30	18	3	0	0	21	20
19:45	18	0	0	0	18	18
20:00	10	0	0	0	10	10
20:15	15	0	0	0	15	15
20:30	16	0	0	0	16	16
20:45	16	0	0	0	16	16
21:00	10	0	0	0	10	10
21:15	15	0	0	0	15	15
21:30	11	0	0	0	11	11
21:45	6	0	0	0	6	6
22:00	3	0	0	0	3	3
22:15	10	0	0	0	10	10
22:30	6	0	0	0	6	6
22:45	1	0	0	0	1	1
23:00	2	0	0	0	2	2
23:15	2	0	0	0	2	2
23:30	3	0	0	0	3	3
23:45	1	0	0	0	1	1

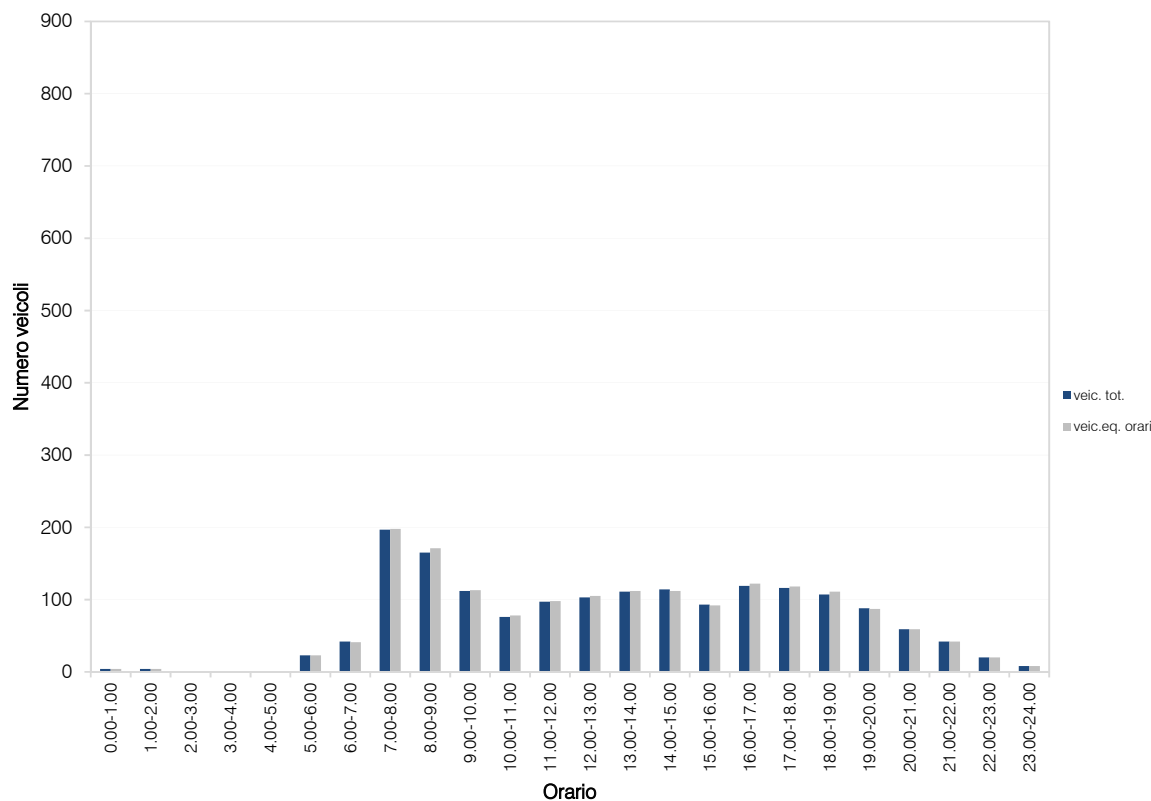
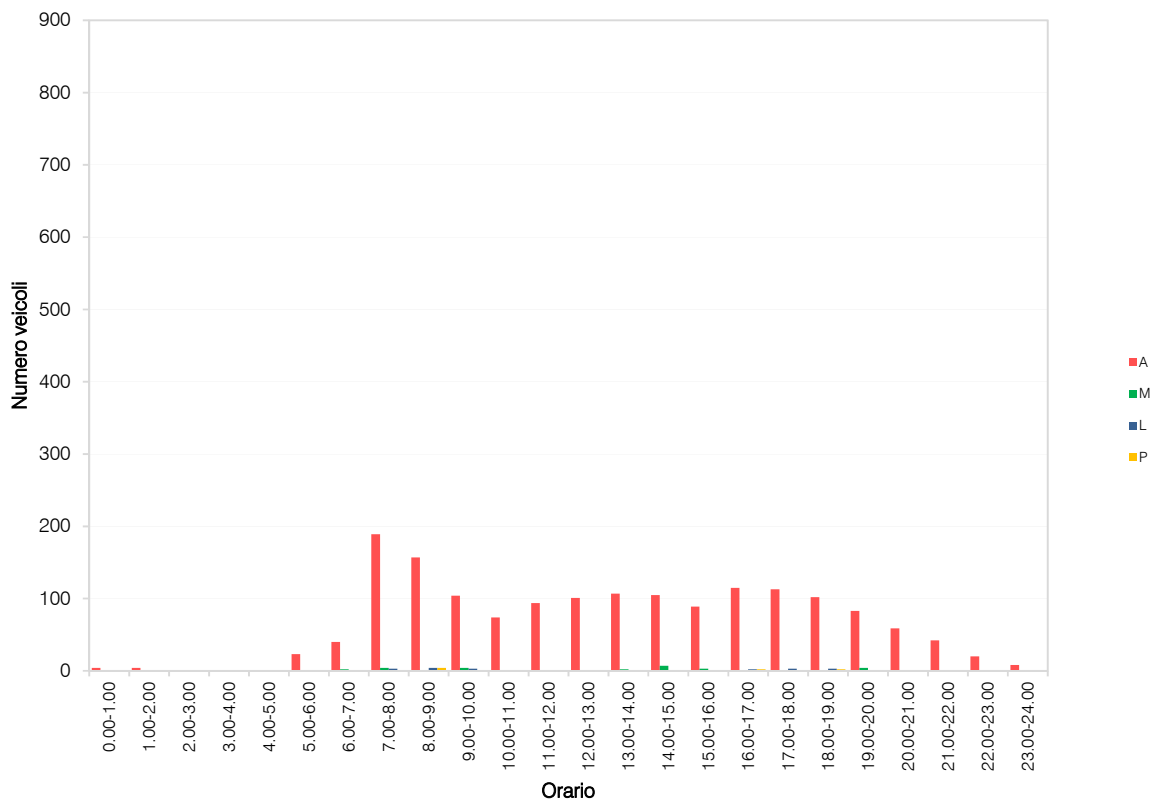
VOLUME DI TRAFFICO INTERVALLO TEMPORALE 60 min

giovedì 19 gennaio 2017

	<i>A</i>	<i>M</i>	<i>L</i>	<i>P</i>	<i>veicoli totali</i>	<i>veicoli equivalenti orari</i>
0.00-1.00	4	0	0	0	4	4
1.00-2.00	4	0	0	0	4	4
2.00-3.00	1	0	0	0	1	1
3.00-4.00	0	0	0	0	0	0
4.00-5.00	1	0	0	0	1	1
5.00-6.00	23	0	0	0	23	23
6.00-7.00	40	2	0	0	42	41
7.00-8.00	189	4	3	1	197	198
8.00-9.00	157	0	4	4	165	171
9.00-10.00	104	4	3	1	112	113
10.00-11.00	74	0	1	1	76	78
11.00-12.00	94	1	1	1	97	98
12.00-13.00	101	0	1	1	103	105
13.00-14.00	107	2	1	1	111	112
14.00-15.00	105	7	1	1	114	112
15.00-16.00	89	3	1	0	93	92
16.00-17.00	115	0	2	2	119	122
17.00-18.00	113	0	3	0	116	118
18.00-19.00	102	0	3	2	107	111
19.00-20.00	83	4	1	0	88	87
20.00-21.00	59	0	0	0	59	59
21.00-22.00	42	0	0	0	42	42
22.00-23.00	20	0	0	0	20	20
23.00-24.00	8	0	0	0	8	8
					TOT	1.702
						1.720

ELABORAZIONI GRAFICHE

giovedì 19 gennaio 2017



VOLUME DI TRAFFICO INTERVALLO TEMPORALE 15 min

venerdì 20 gennaio 2017

	A	M	L	P	veicoli totali	Veic. eq.
0:00	3	0	0	0	3	3
0:15	2	0	0	0	2	2
0:30	1	0	0	0	1	1
0:45	2	0	0	0	2	2
1:00	0	0	0	0	0	0
1:15	1	0	0	0	1	1
1:30	0	0	0	0	0	0
1:45	1	0	0	0	1	1
2:00	1	0	0	0	1	1
2:15	0	0	0	0	0	0
2:30	0	0	0	0	0	0
2:45	0	0	0	0	0	0
3:00	0	0	0	0	0	0
3:15	0	0	0	0	0	0
3:30	0	0	0	0	0	0
3:45	0	0	0	0	0	0
4:00	0	0	0	0	0	0
4:15	2	0	0	0	2	2
4:30	0	0	0	0	0	0
4:45	0	0	0	0	0	0
5:00	1	0	0	0	1	1
5:15	6	0	0	0	6	6
5:30	8	0	0	0	8	8
5:45	4	0	0	0	4	4
6:00	2	0	0	0	2	2
6:15	3	0	0	0	3	3
6:30	17	1	0	0	18	18
6:45	16	0	0	1	17	18
7:00	17	0	0	0	17	17
7:15	31	1	1	0	33	33
7:30	57	2	1	1	61	62
7:45	70	3	1	1	75	75
8:00	62	1	1	1	65	66
8:15	41	1	1	1	44	45
8:30	28	0	0	0	28	28
8:45	31	0	1	1	33	35
9:00	26	2	0	0	28	27
9:15	29	0	0	1	30	31
9:30	25	0	1	0	26	27
9:45	31	1	0	0	32	32
10:00	19	0	0	1	20	21
10:15	26	0	0	0	26	26
10:30	25	1	0	1	27	28
10:45	24	1	0	0	25	25
11:00	28	0	1	0	29	30
11:15	28	2	1	0	29	28
11:30	27	0	0	0	27	27
11:45	22	0	0	1	23	24
12:00	31	1	1	0	33	33
12:15	33	1	0	1	35	36
12:30	23	0	1	0	24	25
12:45	17	1	0	0	18	18
13:00	33	1	0	0	34	34
13:15	28	0	0	0	28	28
13:30	22	0	0	1	23	24
13:45	21	1	0	0	22	22
14:00	23	1	0	0	24	24
14:15	29	0	0	0	29	29
14:30	21	1	0	0	22	22
14:45	21	0	0	0	21	21
15:00	19	0	0	0	19	19
15:15	27	0	0	0	27	27
15:30	20	0	0	1	21	22
15:45	27	0	0	0	27	27
16:00	51	1	1	1	54	55
16:15	25	0	0	0	25	25
16:30	28	1	1	1	31	32
16:45	27	0	0	0	27	27
17:00	29	0	1	0	30	31
17:15	36	1	1	1	39	40
17:30	32	0	1	0	33	34
17:45	27	1	0	0	28	28
18:00	29	0	1	0	30	31
18:15	34	0	1	0	35	36
18:30	32	0	0	0	32	33
18:45	33	0	1	0	34	35
19:00	21	0	0	0	21	21
19:15	15	0	0	0	15	15
19:30	14	0	0	0	14	14
19:45	15	0	0	0	15	15
20:00	8	0	0	0	8	8
20:15	15	0	0	0	15	15
20:30	13	0	0	0	13	13
20:45	20	0	0	0	20	20
21:00	15	0	0	0	15	15
21:15	12	1	0	0	13	13
21:30	11	0	0	0	11	11
21:45	14	0	0	0	14	14
22:00	6	0	0	0	6	6
22:15	9	0	0	0	9	9
22:30	7	0	0	0	7	7
22:45	7	0	0	0	7	7
23:00	2	0	0	0	2	2
23:15	13	0	0	0	13	13
23:30	3	0	0	0	3	3
23:45	1	0	0	0	1	1

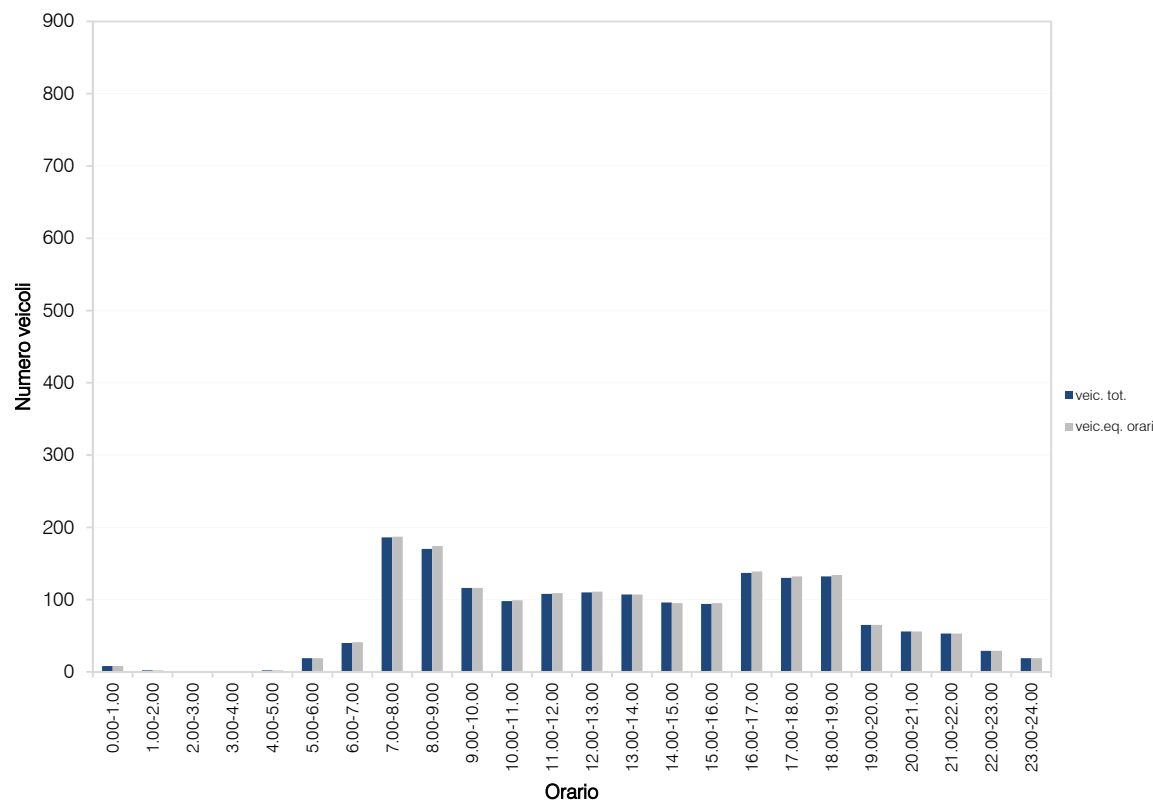
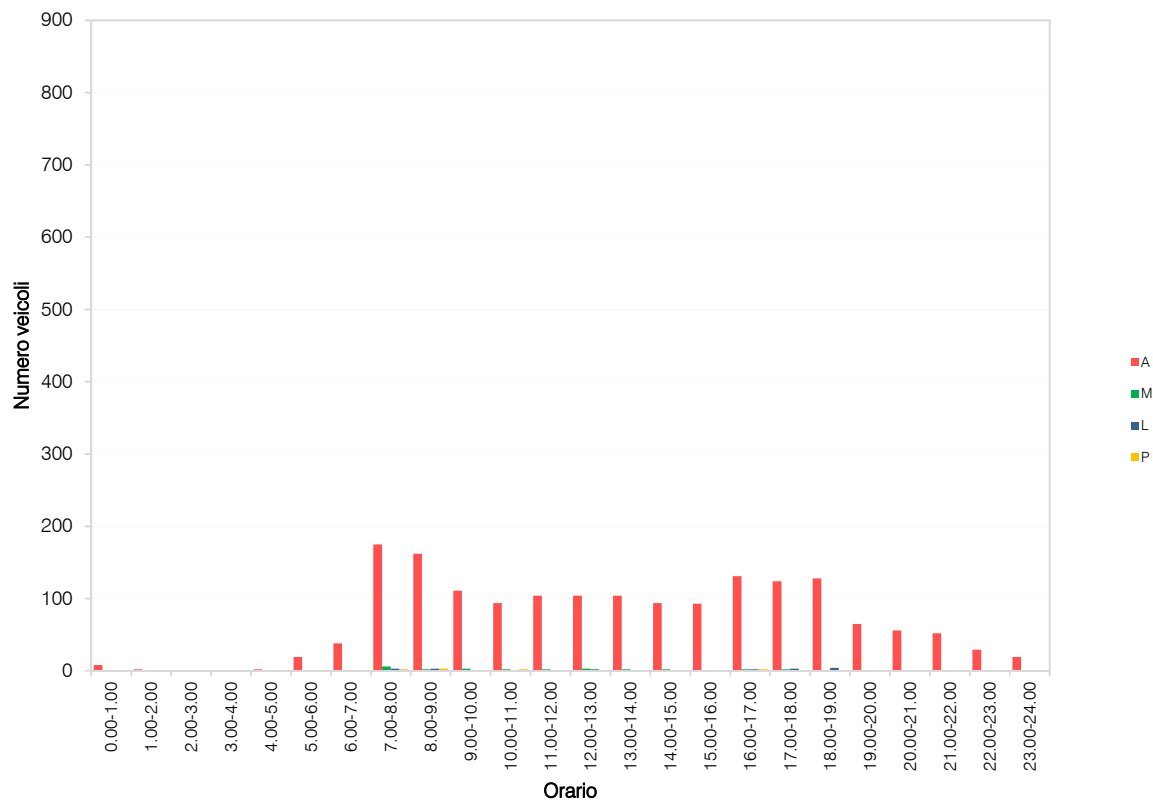
VOLUME DI TRAFFICO INTERVALLO TEMPORALE 60 min

venerdì 20 gennaio 2017

	<i>A</i>	<i>M</i>	<i>L</i>	<i>P</i>	<i>veicoli totali</i>	<i>veicoli equivalenti orari</i>
0.00-1.00	8	0	0	0	8	8
1.00-2.00	2	0	0	0	2	2
2.00-3.00	1	0	0	0	1	1
3.00-4.00	0	0	0	0	0	0
4.00-5.00	2	0	0	0	2	2
5.00-6.00	19	0	0	0	19	19
6.00-7.00	38	1	0	1	40	41
7.00-8.00	175	6	3	2	186	187
8.00-9.00	162	2	3	3	170	174
9.00-10.00	111	3	1	1	116	116
10.00-11.00	94	2	0	2	98	99
11.00-12.00	104	2	1	1	108	109
12.00-13.00	104	3	2	1	110	111
13.00-14.00	104	2	0	1	107	107
14.00-15.00	94	2	0	0	96	95
15.00-16.00	93	0	0	1	94	95
16.00-17.00	131	2	2	2	137	139
17.00-18.00	124	2	3	1	130	132
18.00-19.00	128	0	4	0	132	134
19.00-20.00	65	0	0	0	65	65
20.00-21.00	56	0	0	0	56	56
21.00-22.00	52	1	0	0	53	53
22.00-23.00	29	0	0	0	29	29
23.00-24.00	19	0	0	0	19	19
					TOT	1.778
						1.793

ELABORAZIONI GRAFICHE

venerdì 20 gennaio 2017



VOLUME DI TRAFFICO INTERVALLO TEMPORALE 15 min

sabato 21 gennaio 2017

	A	M	L	P	veicoli totali	Veic. eq.
0:00	3	0	0	0	3	3
0:15	4	0	0	0	4	4
0:30	0	0	0	0	0	0
0:45	1	0	0	0	1	1
1:00	5	0	0	0	5	5
1:15	2	0	0	0	2	2
1:30	0	0	0	0	0	0
1:45	1	0	0	0	1	1
2:00	1	0	0	0	1	1
2:15	1	0	0	0	1	1
2:30	0	0	0	0	0	0
2:45	0	0	0	0	0	0
3:00	0	0	0	0	0	0
3:15	0	0	0	0	0	0
3:30	1	0	0	0	1	1
3:45	0	0	0	0	0	0
4:00	1	0	0	0	1	1
4:15	0	0	0	0	0	0
4:30	0	0	0	0	0	0
4:45	0	0	0	0	0	0
5:00	0	0	0	0	0	0
5:15	4	0	0	0	4	4
5:30	4	0	0	0	4	4
5:45	2	0	0	0	2	2
6:00	1	0	0	0	1	1
6:15	7	0	0	0	7	7
6:30	4	1	0	0	5	5
6:45	6	2	0	0	8	7
7:00	9	0	0	0	9	9
7:15	15	1	0	0	16	16
7:30	28	1	0	0	29	29
7:45	40	2	1	0	43	43
8:00	28	0	0	0	28	28
8:15	19	0	0	0	19	19
8:30	15	1	0	0	16	16
8:45	28	0	0	0	28	30
9:00	15	0	0	0	15	15
9:15	21	0	0	0	21	21
9:30	21	0	0	0	21	21
9:45	20	0	0	0	20	20
10:00	26	0	0	0	26	26
10:15	38	0	1	0	39	40
10:30	29	0	0	1	30	31
10:45	17	1	0	0	18	18
11:00	33	0	0	0	33	33
11:15	29	0	0	0	30	31
11:30	28	1	0	0	29	29
11:45	20	0	0	0	20	20
12:00	34	0	1	1	36	38
12:15	20	0	0	0	20	20
12:30	33	0	0	0	33	33
12:45	28	0	0	0	28	28
13:00	36	0	1	0	37	38
13:15	26	0	0	0	26	26
13:30	19	0	0	0	20	21
13:45	19	2	0	0	21	23
14:00	13	0	0	0	13	10
14:15	19	1	0	0	20	20
14:30	21	0	0	0	21	21
14:45	30	1	0	1	32	33
15:00	21	0	0	0	21	21
15:15	35	0	0	1	36	37
15:30	20	1	0	0	21	20
15:45	36	1	0	0	37	38
16:00	22	1	0	0	23	23
16:15	21	0	0	0	21	21
16:30	24	1	0	0	25	25
16:45	26	0	0	0	26	26
17:00	28	1	0	0	29	29
17:15	27	0	0	1	28	29
17:30	17	3	0	0	20	19
17:45	20	1	0	0	21	21
18:00	21	0	0	1	22	23
18:15	33	1	1	0	35	35
18:30	25	0	0	0	25	25
18:45	21	0	0	0	21	21
19:00	23	0	0	0	23	23
19:15	32	0	0	0	32	32
19:30	26	0	0	0	26	26
19:45	23	0	0	0	23	23
20:00	23	0	0	0	23	23
20:15	13	0	0	1	14	13
20:30	6	0	0	0	6	8
20:45	17	0	0	0	17	17
21:00	8	0	0	0	8	8
21:15	9	0	0	0	9	9
21:30	4	0	0	0	4	4
21:45	7	0	0	0	7	7
22:00	8	0	0	0	8	8
22:15	4	0	0	0	4	4
22:30	8	1	0	0	9	9
22:45	5	0	0	0	5	5
23:00	7	0	0	0	7	7
23:15	3	0	0	0	3	3
23:30	4	0	0	0	4	4
23:45	6	0	0	0	6	6

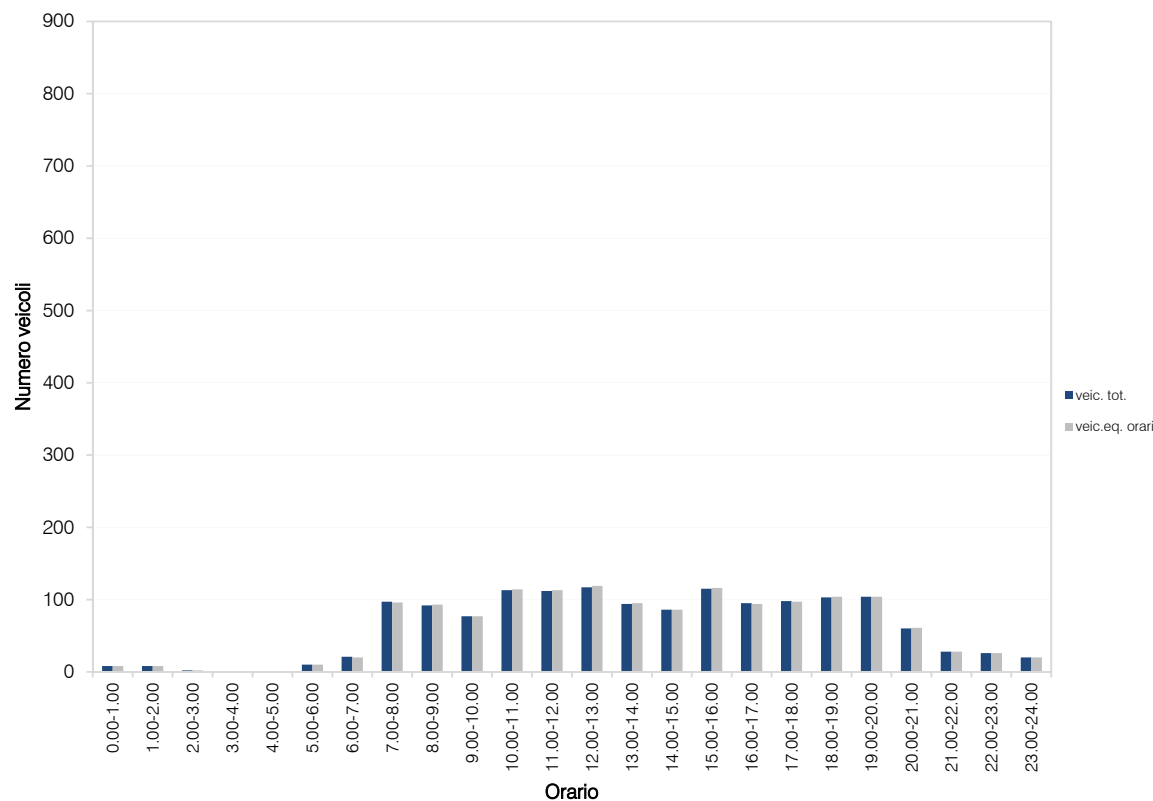
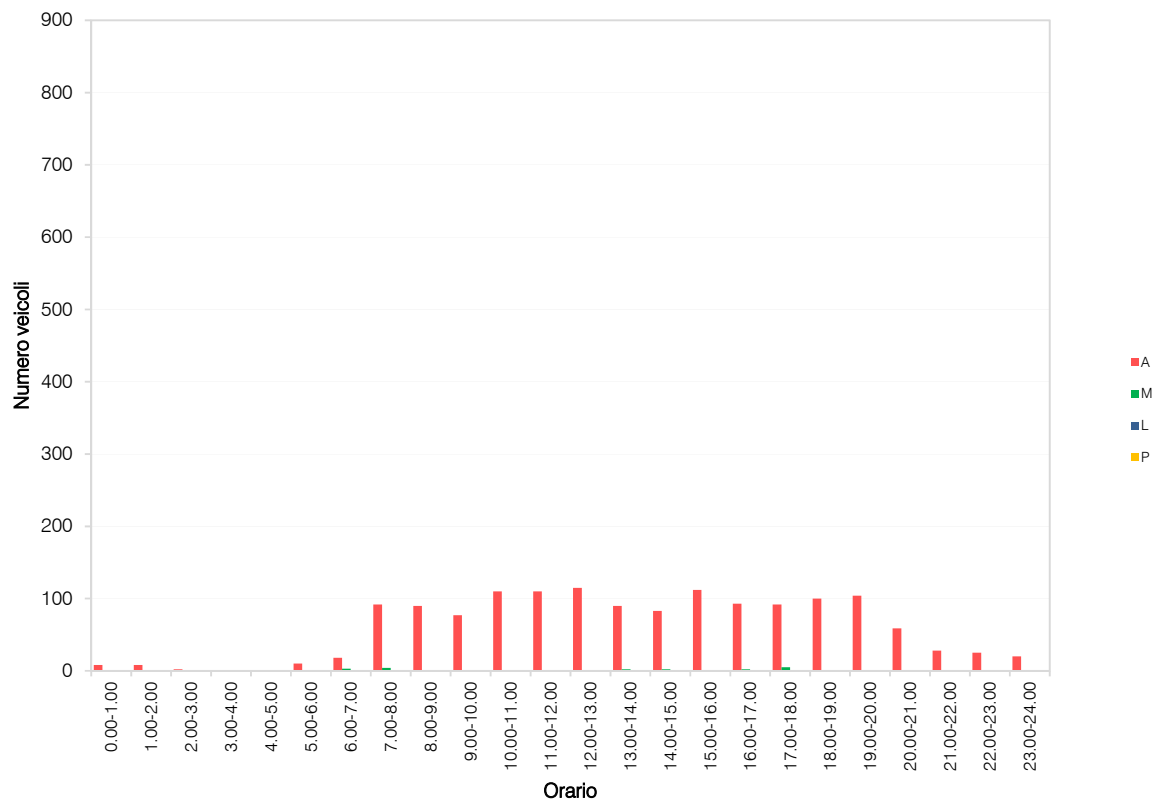
VOLUME DI TRAFFICO INTERVALLO TEMPORALE 60 min

sabato 21 gennaio 2017

	<i>A</i>	<i>M</i>	<i>L</i>	<i>P</i>	<i>veicoli totali</i>	<i>veicoli equivalenti orari</i>
0.00-1.00	8	0	0	0	8	8
1.00-2.00	8	0	0	0	8	8
2.00-3.00	2	0	0	0	2	2
3.00-4.00	1	0	0	0	1	1
4.00-5.00	1	0	0	0	1	1
5.00-6.00	10	0	0	0	10	10
6.00-7.00	18	3	0	0	21	20
7.00-8.00	92	4	1	0	97	96
8.00-9.00	90	1	0	1	92	93
9.00-10.00	77	0	0	0	77	77
10.00-11.00	110	1	1	1	113	114
11.00-12.00	110	1	0	1	112	113
12.00-13.00	115	0	1	1	117	119
13.00-14.00	90	2	1	1	94	95
14.00-15.00	83	2	0	1	86	86
15.00-16.00	112	1	1	1	115	116
16.00-17.00	93	2	0	0	95	94
17.00-18.00	92	5	0	1	98	97
18.00-19.00	100	1	1	1	103	104
19.00-20.00	104	0	0	0	104	104
20.00-21.00	59	0	0	1	60	61
21.00-22.00	28	0	0	0	28	28
22.00-23.00	25	1	0	0	26	26
23.00-24.00	20	0	0	0	20	20
					TOT	1.488
						1.493

ELABORAZIONI GRAFICHE

sabato 21 gennaio 2017



VOLUME DI TRAFFICO INTERVALLO TEMPORALE 15 min

domenica 22 gennaio 2017

	A	M	L	P	veicoli totali	Veic. eq.
0:00	5	0	0	0	5	5
0:15	4	0	0	0	4	4
0:30	3	0	0	0	3	3
0:45	4	0	0	0	4	4
1:00	5	0	0	0	5	5
1:15	3	0	0	0	3	3
1:30	2	0	0	0	2	2
1:45	0	0	0	0	0	0
2:00	2	0	0	0	2	2
2:15	1	0	0	0	1	1
2:30	2	0	0	0	2	2
2:45	0	0	0	0	0	0
3:00	3	0	0	0	3	3
3:15	1	0	0	0	1	1
3:30	3	0	0	0	3	3
3:45	1	0	0	0	1	1
4:00	0	0	0	0	0	0
4:15	1	0	0	0	1	1
4:30	0	0	0	0	0	0
4:45	0	0	0	0	0	0
5:00	1	0	0	0	1	1
5:15	0	0	0	0	0	0
5:30	0	0	0	0	0	0
5:45	2	0	0	0	2	2
6:00	0	0	0	0	0	0
6:15	2	0	0	0	2	2
6:30	3	0	0	0	3	3
6:45	2	0	0	0	2	2
7:00	3	1	0	0	4	4
7:15	5	0	0	0	5	5
7:30	2	0	0	0	2	2
7:45	11	1	0	0	12	12
8:00	6	0	0	0	6	6
8:15	4	0	0	0	4	4
8:30	11	1	0	0	13	14
8:45	11	2	0	0	13	12
9:00	15	1	0	0	16	16
9:15	6	0	0	0	6	6
9:30	14	3	0	0	17	16
9:45	28	0	1	0	29	30
10:00	15	0	0	0	15	15
10:15	20	2	0	0	22	21
10:30	19	0	0	0	19	19
10:45	17	0	0	0	17	17
11:00	22	0	0	0	22	22
11:15	28	0	1	0	29	30
11:30	16	1	0	1	18	19
11:45	16	0	0	0	16	16
12:00	15	0	0	0	15	15
12:15	16	1	0	0	17	17
12:30	17	0	0	0	17	17
12:45	9	0	0	0	9	9
13:00	10	0	0	1	11	12
13:15	10	1	0	0	11	11
13:30	12	0	0	0	13	13
13:45	20	0	0	0	20	20
14:00	13	1	0	0	14	14
14:15	13	0	0	0	13	13
14:30	13	0	0	0	13	13
14:45	19	0	0	0	19	19
15:00	12	0	0	0	12	12
15:15	13	0	0	0	13	13
15:30	28	1	0	1	30	31
15:45	20	0	0	0	20	20
16:00	22	0	1	0	23	23
16:15	24	1	1	0	26	26
16:30	18	0	0	0	18	18
16:45	12	0	0	0	12	12
17:00	20	0	0	0	20	20
17:15	20	0	0	0	20	20
17:30	29	0	0	0	29	29
17:45	22	0	0	1	23	24
18:00	25	1	0	0	26	26
18:15	19	0	0	0	19	19
18:30	18	0	0	0	18	18
18:45	23	0	0	0	23	23
19:00	20	0	0	0	20	20
19:15	18	0	0	0	18	18
19:30	12	0	0	0	12	12
19:45	18	0	0	0	18	18
20:00	12	0	0	0	12	12
20:15	11	0	0	0	11	11
20:30	12	0	0	0	12	12
20:45	9	0	0	0	9	9
21:00	4	0	0	0	4	4
21:15	5	0	0	0	5	5
21:30	4	0	0	0	4	4
21:45	2	0	0	0	2	2
22:00	3	0	0	0	3	3
22:15	4	0	0	0	4	4
22:30	4	0	0	0	4	4
22:45	8	0	0	0	8	8
23:00	3	0	0	0	3	3
23:15	1	0	0	0	1	1
23:30	1	0	0	0	1	1
23:45	5	0	0	0	5	5

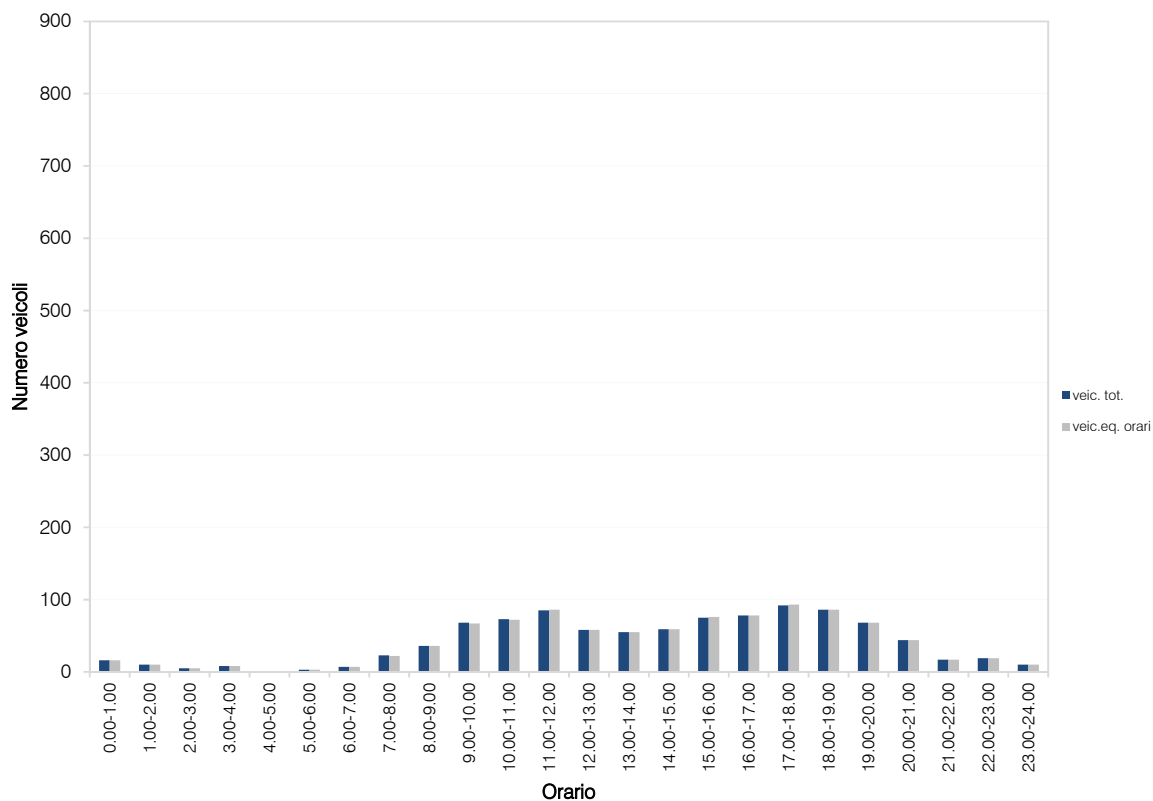
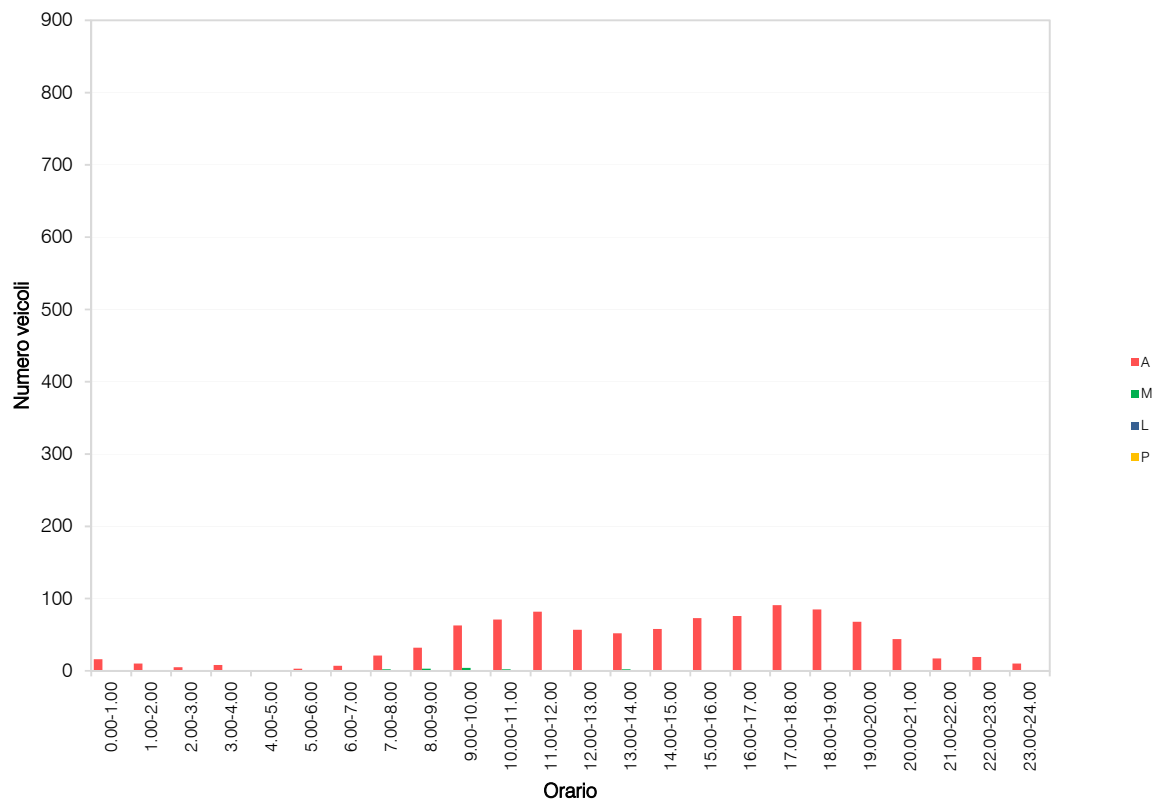
VOLUME DI TRAFFICO INTERVALLO TEMPORALE 60 min

domenica 22 gennaio 2017

	<i>A</i>	<i>M</i>	<i>L</i>	<i>P</i>	<i>veicoli totali</i>	<i>veicoli equivalenti orari</i>
0.00-1.00	16	0	0	0	16	16
1.00-2.00	10	0	0	0	10	10
2.00-3.00	5	0	0	0	5	5
3.00-4.00	8	0	0	0	8	8
4.00-5.00	1	0	0	0	1	1
5.00-6.00	3	0	0	0	3	3
6.00-7.00	7	0	0	0	7	7
7.00-8.00	21	2	0	0	23	22
8.00-9.00	32	3	0	1	36	36
9.00-10.00	63	4	1	0	68	67
10.00-11.00	71	2	0	0	73	72
11.00-12.00	82	1	1	1	85	86
12.00-13.00	57	1	0	0	58	58
13.00-14.00	52	2	0	1	55	55
14.00-15.00	58	1	0	0	59	59
15.00-16.00	73	1	0	1	75	76
16.00-17.00	76	1	1	0	78	78
17.00-18.00	91	0	0	1	92	93
18.00-19.00	85	1	0	0	86	86
19.00-20.00	68	0	0	0	68	68
20.00-21.00	44	0	0	0	44	44
21.00-22.00	17	0	0	0	17	17
22.00-23.00	19	0	0	0	19	19
23.00-24.00	10	0	0	0	10	10
					TOT	996
						996

ELABORAZIONI GRAFICHE

domenica 22 gennaio 2017




RILIEVI AUTOMATICI: RADAR 3

DATI GENERALI

Via delle Forche, dir. sud

Giorni di rilievo

4 giorni compresi tra giovedì 19 gennaio e domenica 22 gennaio



VOLUME DI TRAFFICO INTERVALLO TEMPORALE 15 min

giovedì 19 gennaio 2017

	A	M	L	P	veicoli totali	Veic. eq.
0:00	12	0	0	0	12	12
0:15	13	0	0	0	13	13
0:30	10	0	0	0	10	10
0:45	3	0	0	0	3	3
1:00	11	0	0	0	11	11
1:15	3	0	0	0	3	3
1:30	2	0	0	0	2	2
1:45	4	0	0	0	4	4
2:00	1	0	0	0	1	1
2:15	3	0	0	0	3	3
2:30	1	0	0	0	1	1
2:45	4	0	0	0	4	4
3:00	1	0	0	0	1	1
3:15	1	0	0	0	1	1
3:30	1	0	0	0	1	1
3:45	0	0	0	0	0	0
4:00	0	0	0	0	0	0
4:15	3	0	0	0	3	3
4:30	4	0	0	0	4	4
4:45	0	0	0	0	0	0
5:00	4	1	0	0	5	5
5:15	11	0	0	0	11	11
5:30	17	0	0	0	17	17
5:45	3	0	0	0	3	3
6:00	6	0	0	0	6	6
6:15	14	0	0	0	14	14
6:30	33	0	0	0	33	33
6:45	27	0	0	0	27	27
7:00	34	0	1	0	35	36
7:15	64	3	0	1	68	68
7:30	128	5	1	0	134	132
7:45	210	15	2	0	227	221
8:00	148	3	0	0	151	150
8:15	97	2	0	0	100	100
8:30	67	4	1	0	72	71
8:45	83	5	1	0	89	87
9:00	78	2	1	0	81	81
9:15	58	2	1	0	61	61
9:30	69	2	1	0	72	72
9:45	84	0	2	0	86	87
10:00	69	0	1	1	71	73
10:15	70	1	1	0	72	72
10:30	79	1	1	0	81	81
10:45	83	1	1	0	85	85
11:00	85	0	1	0	86	87
11:15	82	4	0	0	86	84
11:30	82	0	0	0	82	82
11:45	84	1	1	0	86	86
12:00	141	1	3	1	146	148
12:15	95	4	1	0	100	99
12:30	141	0	1	0	142	143
12:45	124	0	2	1	127	129
13:00	183	2	2	3	190	193
13:15	92	1	1	0	94	94
13:30	75	0	1	0	76	77
13:45	72	4	1	0	77	76
14:00	118	9	0	0	127	123
14:15	93	6	1	0	100	98
14:30	106	2	1	0	109	109
14:45	66	1	0	0	67	67
15:00	90	0	1	0	91	92
15:15	67	2	0	0	69	68
15:30	78	2	1	0	80	79
15:45	102	2	1	1	106	107
16:00	84	2	0	0	86	85
16:15	92	0	0	0	92	92
16:30	110	0	2	0	112	113
16:45	119	2	0	1	122	122
17:00	109	1	0	0	110	110
17:15	110	1	1	1	113	114
17:30	129	0	1	1	131	133
17:45	156	4	1	1	162	162
18:00	161	6	1	0	168	166
18:15	130	4	1	0	135	134
18:30	136	3	0	0	140	139
18:45	153	1	0	1	155	156
19:00	143	6	1	0	150	148
19:15	96	2	0	0	98	97
19:30	100	4	1	1	106	106
19:45	93	2	0	0	95	94
20:00	77	1	0	0	78	78
20:15	57	0	0	0	57	57
20:30	69	0	0	0	69	69
20:45	79	0	0	0	79	79
21:00	47	0	0	0	47	47
21:15	48	0	0	0	48	48
21:30	29	0	1	0	30	31
21:45	25	0	0	0	25	25
22:00	28	0	0	0	28	28
22:15	19	0	0	0	19	19
22:30	26	0	0	0	26	26
22:45	34	0	0	0	34	34
23:00	18	0	0	0	18	18
23:15	14	0	0	0	14	14
23:30	22	0	0	0	22	22
23:45	13	0	0	0	13	13

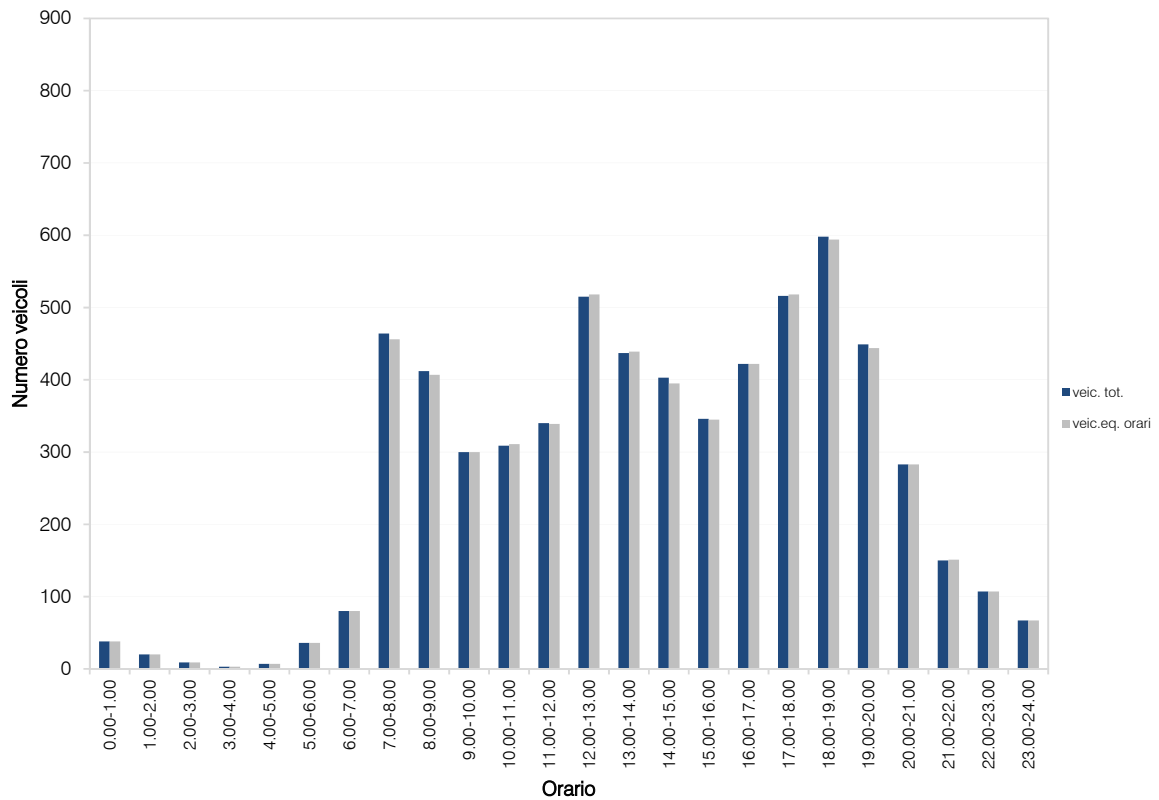
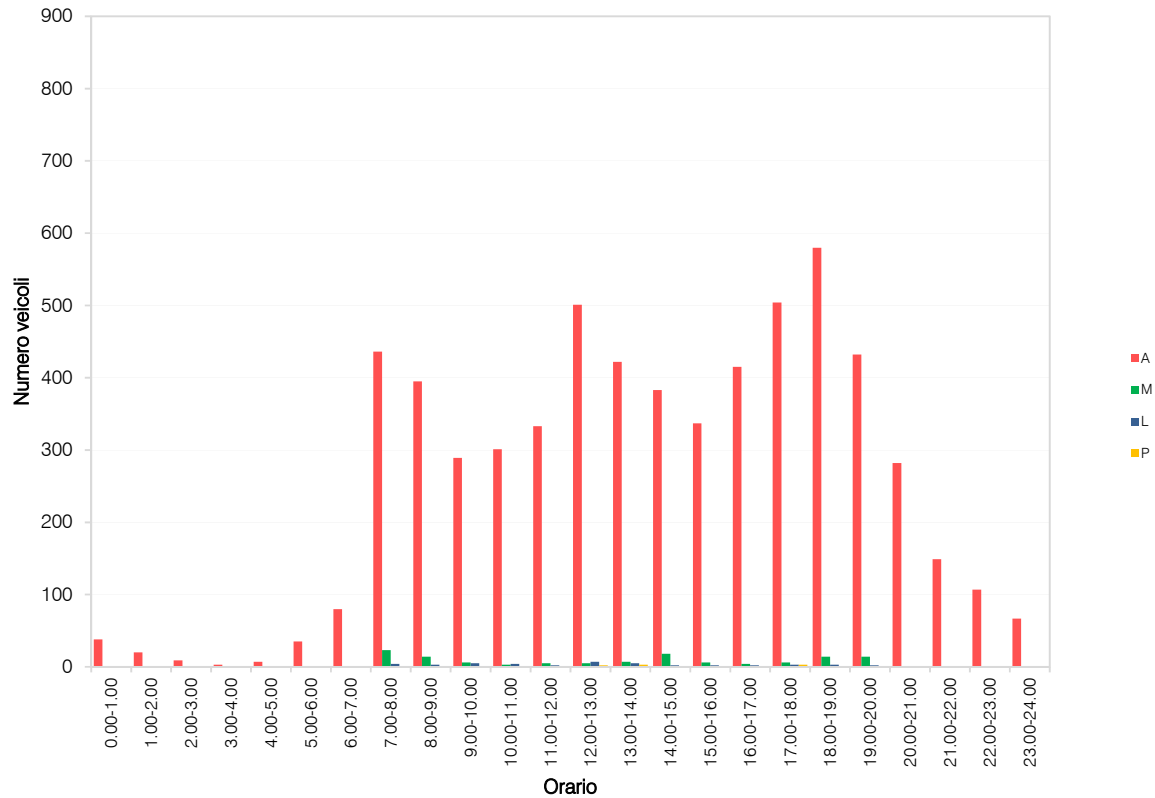
VOLUME DI TRAFFICO INTERVALLO TEMPORALE 60 min

giovedì 19 gennaio 2017

	<i>A</i>	<i>M</i>	<i>L</i>	<i>P</i>	<i>veicoli totali</i>	<i>veicoli equivalenti orari</i>
0.00-1.00	38	0	0	0	38	38
1.00-2.00	20	0	0	0	20	20
2.00-3.00	9	0	0	0	9	9
3.00-4.00	3	0	0	0	3	3
4.00-5.00	7	0	0	0	7	7
5.00-6.00	35	1	0	0	36	36
6.00-7.00	80	0	0	0	80	80
7.00-8.00	436	23	4	1	464	456
8.00-9.00	395	14	3	0	412	407
9.00-10.00	289	6	5	0	300	300
10.00-11.00	301	3	4	1	309	311
11.00-12.00	333	5	2	0	340	339
12.00-13.00	501	5	7	2	515	518
13.00-14.00	422	7	5	3	437	439
14.00-15.00	383	18	2	0	403	395
15.00-16.00	337	6	2	1	346	345
16.00-17.00	415	4	2	1	422	422
17.00-18.00	504	6	3	3	516	518
18.00-19.00	580	14	3	1	598	594
19.00-20.00	432	14	2	1	449	444
20.00-21.00	282	1	0	0	283	283
21.00-22.00	149	0	1	0	150	151
22.00-23.00	107	0	0	0	107	107
23.00-24.00	67	0	0	0	67	67
					TOT	6.311
						6.289

ELABORAZIONI GRAFICHE

giovedì 19 gennaio 2017



VOLUME DI TRAFFICO INTERVALLO TEMPORALE 15 min

venerdì 20 gennaio 2017

	A	M	L	P	veicoli totali	Veic. eq.
0:00	10	0	0	0	10	10
0:15	12	0	0	0	12	12
0:30	7	0	0	0	7	7
0:45	8	0	0	0	8	8
1:00	2	0	0	0	2	2
1:15	0	0	0	0	0	0
1:30	2	0	0	0	2	2
1:45	2	0	0	0	2	2
2:00	1	0	0	0	1	1
2:15	2	0	0	0	2	2
2:30	1	0	0	0	1	1
2:45	0	0	0	0	0	0
3:00	1	1	0	0	2	2
3:15	2	0	0	0	2	2
3:30	0	0	0	0	0	0
3:45	1	0	0	0	1	1
4:00	1	0	0	0	1	1
4:15	1	0	0	0	1	1
4:30	1	0	0	0	1	1
4:45	1	0	0	0	1	1
5:00	1	0	0	0	1	1
5:15	6	0	0	0	6	6
5:30	12	0	0	0	12	12
5:45	11	0	0	0	11	11
6:00	10	0	0	0	10	10
6:15	13	0	0	0	13	13
6:30	26	0	0	0	26	26
6:45	31	0	1	0	32	33
7:00	43	0	1	0	44	45
7:15	65	2	0	1	68	68
7:30	121	5	1	0	127	125
7:45	202	13	2	1	218	214
8:00	131	8	2	0	140	137
8:15	102	4	2	0	108	107
8:30	64	3	1	0	70	69
8:45	71	2	0	1	74	74
9:00	58	2	1	0	61	61
9:15	66	2	1	0	69	69
9:30	58	0	0	0	58	58
9:45	72	2	0	1	75	75
10:00	72	1	1	0	74	74
10:15	72	2	1	0	75	75
10:30	76	0	1	0	77	78
10:45	70	0	1	0	71	72
11:00	83	0	0	0	83	83
11:15	98	0	2	1	101	103
11:30	106	3	0	0	109	108
11:45	85	3	1	0	89	88
12:00	146	3	1	1	151	151
12:15	128	4	1	0	133	132
12:30	137	2	1	0	140	140
12:45	134	0	1	1	136	138
13:00	202	4	1	1	208	208
13:15	114	0	1	1	118	120
13:30	78	2	1	0	81	81
13:45	69	1	1	0	71	71
14:00	112	4	0	0	116	114
14:15	83	1	1	0	85	85
14:30	97	3	1	0	101	100
14:45	77	0	3	0	80	82
15:00	88	1	0	1	90	91
15:15	96	2	0	1	99	99
15:30	88	5	1	0	89	89
15:45	120	5	1	0	126	124
16:00	115	2	1	1	118	118
16:15	97	5	1	1	104	103
16:30	90	6	2	1	99	98
16:45	125	1	1	1	128	129
17:00	125	4	1	0	130	129
17:15	119	3	1	0	123	122
17:30	107	2	1	0	110	110
17:45	111	1	1	0	113	113
18:00	138	3	1	0	142	141
18:15	135	7	1	1	144	142
18:30	117	4	0	0	123	120
18:45	150	4	0	0	154	152
19:00	130	5	0	0	135	133
19:15	105	1	0	0	106	106
19:30	98	1	0	0	99	99
19:45	101	1	0	0	102	102
20:00	84	0	0	1	85	86
20:15	60	1	0	0	61	61
20:30	40	0	0	0	40	40
20:45	35	0	0	0	35	35
21:00	48	1	0	0	49	49
21:15	45	0	0	0	45	45
21:30	43	0	0	0	43	43
21:45	36	0	0	0	36	36
22:00	20	0	0	0	20	20
22:15	21	0	0	0	21	21
22:30	24	0	0	0	24	24
22:45	38	1	0	0	39	39
23:00	14	0	0	0	14	14
23:15	22	0	0	0	22	22
23:30	11	0	0	0	11	11
23:45	22	0	0	0	22	22

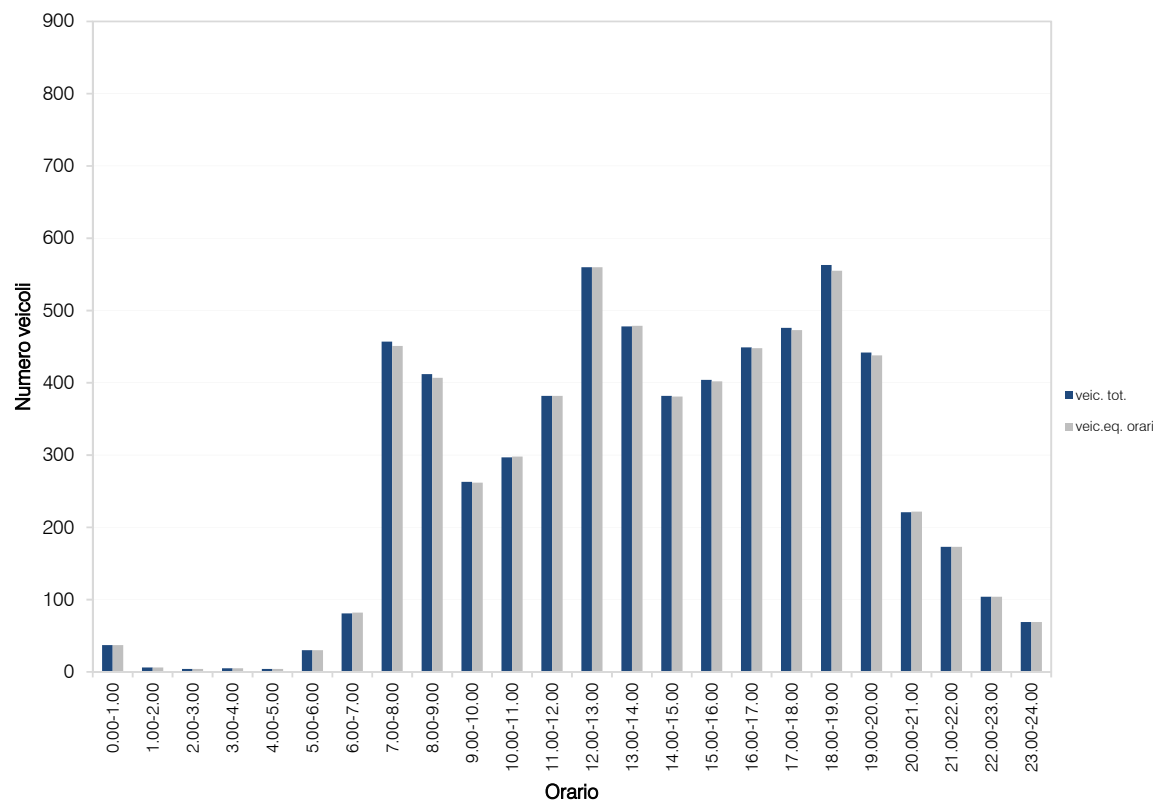
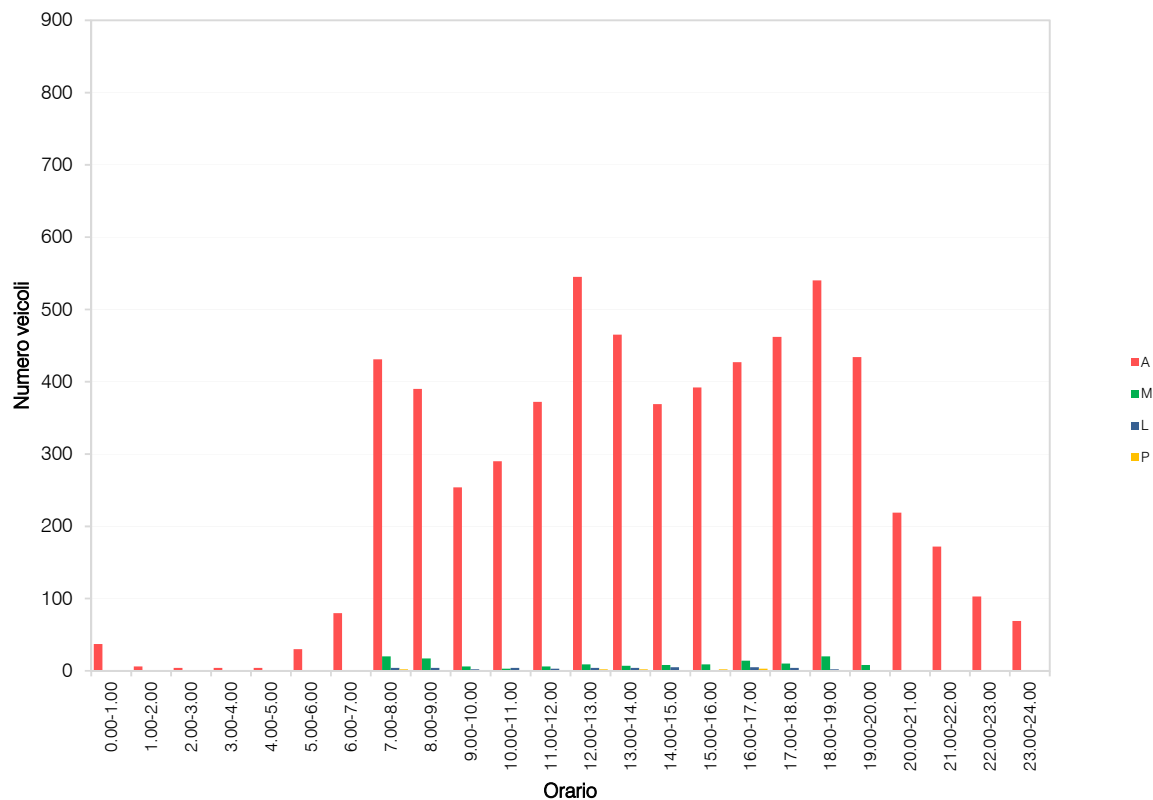
VOLUME DI TRAFFICO INTERVALLO TEMPORALE 60 min

venerdì 20 gennaio 2017

	<i>A</i>	<i>M</i>	<i>L</i>	<i>P</i>	<i>veicoli totali</i>	<i>veicoli equivalenti orari</i>
0.00-1.00	37	0	0	0	37	37
1.00-2.00	6	0	0	0	6	6
2.00-3.00	4	0	0	0	4	4
3.00-4.00	4	1	0	0	5	5
4.00-5.00	4	0	0	0	4	4
5.00-6.00	30	0	0	0	30	30
6.00-7.00	80	0	1	0	81	82
7.00-8.00	431	20	4	2	457	451
8.00-9.00	390	17	4	1	412	407
9.00-10.00	254	6	2	1	263	262
10.00-11.00	290	3	4	0	297	298
11.00-12.00	372	6	3	1	382	382
12.00-13.00	545	9	4	2	560	560
13.00-14.00	465	7	4	2	478	479
14.00-15.00	369	8	5	0	382	381
15.00-16.00	392	9	1	2	404	402
16.00-17.00	427	14	5	3	449	448
17.00-18.00	462	10	4	0	476	473
18.00-19.00	540	20	2	1	563	555
19.00-20.00	434	8	0	0	442	438
20.00-21.00	219	1	0	1	221	222
21.00-22.00	172	1	0	0	173	173
22.00-23.00	103	1	0	0	104	104
23.00-24.00	69	0	0	0	69	69
					TOT	6.299
						6.272

ELABORAZIONI GRAFICHE

venerdì 20 gennaio 2017



VOLUME DI TRAFFICO INTERVALLO TEMPORALE 15 min

sabato 21 gennaio 2017

	A	M	L	P	veicoli totali	Veic. eq.
0:00	13	0	0	0	13	13
0:15	16	0	0	0	16	16
0:30	12	0	0	0	12	12
0:45	13	0	0	0	13	13
1:00	16	0	0	0	16	16
1:15	4	0	0	0	4	4
1:30	10	1	0	0	11	11
1:45	9	0	0	0	9	9
2:00	8	0	0	0	8	8
2:15	5	0	0	0	5	5
2:30	4	0	0	0	4	4
2:45	1	0	0	0	1	1
3:00	3	0	0	0	3	3
3:15	3	0	0	0	3	3
3:30	3	0	0	0	3	3
3:45	1	0	0	0	1	1
4:00	1	0	0	0	1	1
4:15	1	0	0	0	1	1
4:30	3	1	0	0	4	4
4:45	0	0	0	0	0	0
5:00	1	0	0	0	1	1
5:15	4	0	0	0	4	4
5:30	7	0	0	0	7	7
5:45	7	0	0	0	7	7
6:00	6	0	0	0	6	6
6:15	14	0	0	0	14	14
6:30	13	0	0	0	13	13
6:45	12	0	0	0	12	12
7:00	14	0	0	1	15	16
7:15	22	2	0	0	24	23
7:30	73	2	0	0	75	74
7:45	186	4	2	1	193	193
8:00	72	3	2	1	77	77
8:15	54	2	2	0	58	58
8:30	51	2	0	0	53	52
8:45	74	0	0	0	74	74
9:00	52	0	1	0	53	54
9:15	56	0	0	0	56	56
9:30	58	1	1	0	60	60
9:45	55	1	0	0	56	56
10:00	69	0	1	0	70	71
10:15	77	1	0	0	78	78
10:30	70	1	1	0	72	72
10:45	76	1	1	0	78	78
11:00	77	3	0	0	80	79
11:15	101	2	0	0	103	102
11:30	100	1	0	0	101	101
11:45	97	1	0	0	98	98
12:00	151	1	0	1	153	154
12:15	137	3	2	1	143	144
12:30	109	2	1	0	112	112
12:45	116	3	1	0	120	119
13:00	224	7	2	0	233	231
13:15	124	1	1	0	126	126
13:30	73	2	1	0	76	76
13:45	55	1	0	0	56	56
14:00	50	1	1	0	52	52
14:15	74	2	0	0	76	75
14:30	77	3	0	0	80	79
14:45	56	1	0	0	57	57
15:00	69	2	0	0	71	70
15:15	70	0	1	0	71	72
15:30	65	2	0	0	67	66
15:45	80	1	0	1	82	83
16:00	82	0	0	0	82	82
16:15	75	2	0	0	77	76
16:30	64	4	0	0	68	66
16:45	66	1	0	0	67	67
17:00	115	0	0	0	115	115
17:15	95	1	1	1	98	99
17:30	103	5	0	0	108	106
17:45	110	1	2	0	113	114
18:00	105	2	1	1	109	110
18:15	91	0	0	0	91	91
18:30	108	0	0	0	108	108
18:45	105	2	0	0	107	106
19:00	114	2	0	0	116	115
19:15	106	1	0	0	107	107
19:30	83	2	0	0	85	84
19:45	84	0	0	0	84	84
20:00	71	1	0	0	72	72
20:15	80	2	0	0	82	81
20:30	48	1	0	0	49	49
20:45	37	1	0	0	38	38
21:00	46	0	0	0	46	46
21:15	44	0	0	0	44	44
21:30	24	0	0	0	24	24
21:45	28	0	0	0	28	28
22:00	30	1	0	0	31	31
22:15	22	0	0	0	22	22
22:30	24	0	0	0	24	24
22:45	26	0	0	0	26	26
23:00	28	1	0	0	29	29
23:15	33	0	0	0	33	33
23:30	22	0	0	0	22	22
23:45	17	0	0	0	17	17

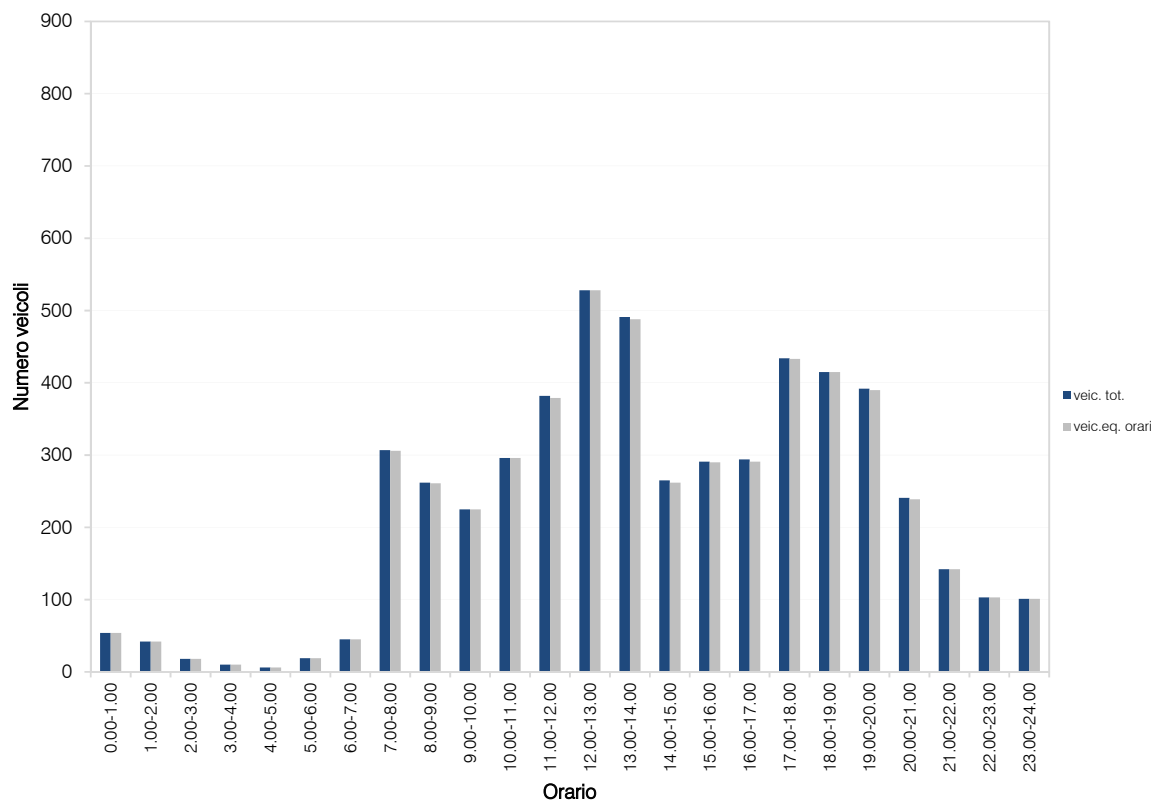
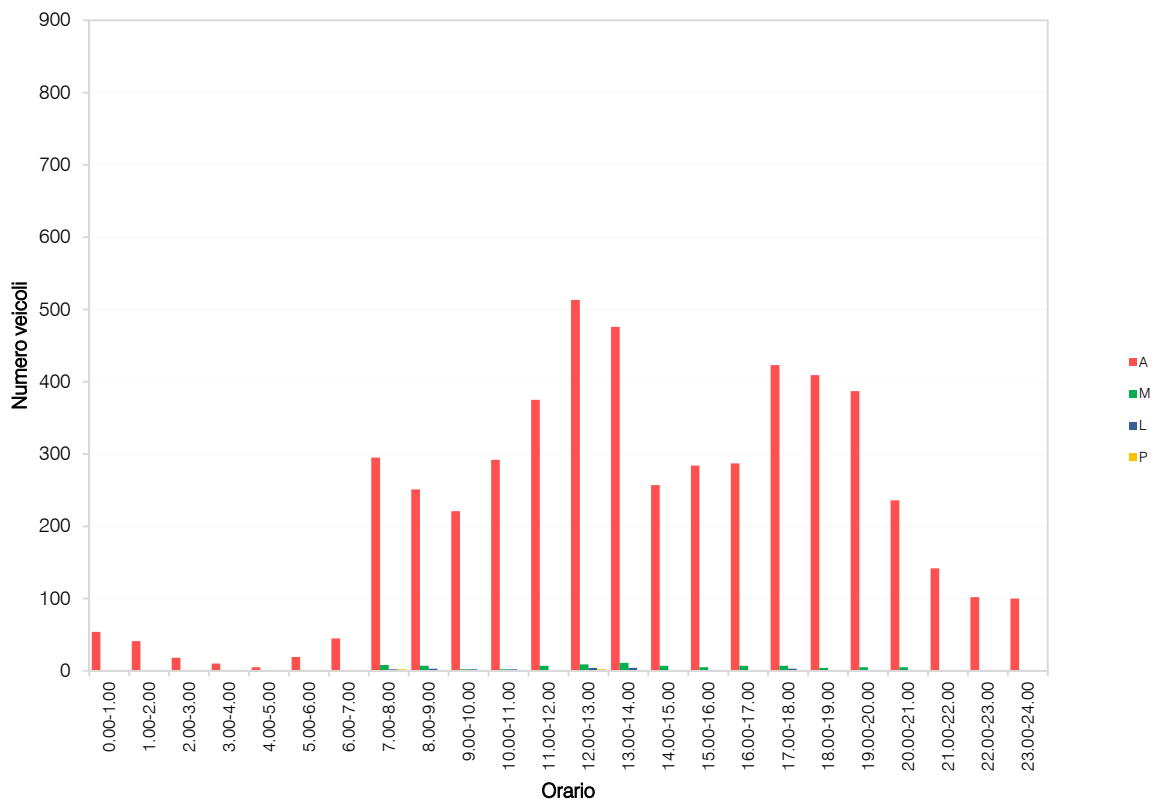
VOLUME DI TRAFFICO INTERVALLO TEMPORALE 60 min

sabato 21 gennaio 2017

	<i>A</i>	<i>M</i>	<i>L</i>	<i>P</i>	<i>veicoli totali</i>	<i>veicoli equivalenti orari</i>
0.00-1.00	54	0	0	0	54	54
1.00-2.00	41	1	0	0	42	42
2.00-3.00	18	0	0	0	18	18
3.00-4.00	10	0	0	0	10	10
4.00-5.00	5	1	0	0	6	6
5.00-6.00	19	0	0	0	19	19
6.00-7.00	45	0	0	0	45	45
7.00-8.00	295	8	2	2	307	306
8.00-9.00	251	7	3	1	262	261
9.00-10.00	221	2	2	0	225	225
10.00-11.00	292	2	2	0	296	296
11.00-12.00	375	7	0	0	382	379
12.00-13.00	513	9	4	2	528	528
13.00-14.00	476	11	4	0	491	488
14.00-15.00	257	7	1	0	265	262
15.00-16.00	284	5	1	1	291	290
16.00-17.00	287	7	0	0	294	291
17.00-18.00	423	7	3	1	434	433
18.00-19.00	409	4	1	1	415	415
19.00-20.00	387	5	0	0	392	390
20.00-21.00	236	5	0	0	241	239
21.00-22.00	142	0	0	0	142	142
22.00-23.00	102	1	0	0	103	103
23.00-24.00	100	1	0	0	101	101
					TOT	5.363
						5.343

ELABORAZIONI GRAFICHE

sabato 21 gennaio 2017



VOLUME DI TRAFFICO INTERVALLO TEMPORALE 15 min

domenica 22 gennaio 2017

	A	M	L	P	veicoli totali	Veic. eq.
0:00	22	0	0	0	22	22
0:15	20	0	0	0	20	20
0:30	15	1	0	0	16	16
0:45	16	0	0	0	16	16
1:00	22	0	0	0	22	22
1:15	15	0	0	0	15	15
1:30	16	0	0	0	16	16
1:45	14	0	0	0	14	14
2:00	8	0	0	0	8	8
2:15	11	0	0	0	11	11
2:30	4	0	0	0	4	4
2:45	8	0	0	0	8	8
3:00	6	0	0	0	6	6
3:15	7	0	0	0	7	7
3:30	6	0	0	0	6	6
3:45	7	0	0	0	7	7
4:00	1	0	0	0	1	1
4:15	2	0	0	0	2	2
4:30	2	0	0	0	2	2
4:45	8	0	0	0	8	8
5:00	4	0	0	0	4	4
5:15	2	0	0	0	2	2
5:30	2	0	0	0	2	2
5:45	2	0	0	0	2	2
6:00	3	0	0	0	3	3
6:15	3	0	0	0	3	3
6:30	5	1	0	0	6	6
6:45	2	0	0	0	2	2
7:00	5	0	0	0	5	5
7:15	2	0	0	0	2	2
7:30	8	0	0	0	8	8
7:45	8	0	0	0	8	8
8:00	10	0	0	0	10	10
8:15	12	0	0	0	12	12
8:30	17	0	0	0	17	17
8:45	17	0	0	0	17	17
9:00	29	0	0	0	29	29
9:15	22	0	0	0	22	22
9:30	33	1	0	0	34	34
9:45	41	2	0	0	43	42
10:00	43	0	0	0	43	43
10:15	38	0	0	0	38	38
10:30	40	2	0	0	40	40
10:45	46	2	0	0	48	47
11:00	47	0	0	0	47	47
11:15	62	3	0	0	65	64
11:30	79	0	0	0	79	79
11:45	77	2	0	0	79	78
12:00	89	0	0	0	89	89
12:15	82	3	0	0	85	84
12:30	61	0	0	0	61	61
12:45	55	0	0	0	55	55
13:00	41	2	0	0	43	42
13:15	34	3	0	0	37	36
13:30	40	1	0	0	41	41
13:45	41	2	0	0	43	42
14:00	41	0	0	0	41	41
14:15	30	1	0	0	31	31
14:30	65	1	0	0	66	66
14:45	46	0	0	0	46	46
15:00	36	0	0	0	36	36
15:15	52	0	0	0	52	52
15:30	61	2	0	0	63	62
15:45	69	2	0	0	71	70
16:00	52	1	0	0	53	53
16:15	71	1	0	0	72	72
16:30	69	0	0	0	69	69
16:45	74	3	0	0	77	76
17:00	66	0	0	0	66	66
17:15	68	1	0	0	69	69
17:30	86	0	0	0	86	86
17:45	90	4	0	0	94	92
18:00	97	0	0	0	97	97
18:15	80	1	0	0	81	81
18:30	74	3	0	0	77	78
18:45	84	2	0	0	86	85
19:00	74	0	0	1	75	76
19:15	84	1	0	0	85	85
19:30	63	1	0	0	64	64
19:45	62	0	0	0	62	62
20:00	41	0	0	0	41	41
20:15	43	0	1	0	44	45
20:30	26	0	0	0	26	26
20:45	30	0	0	0	30	30
21:00	19	0	0	0	19	19
21:15	37	0	0	0	37	37
21:30	23	0	0	0	23	23
21:45	19	0	0	0	19	19
22:00	23	0	0	0	23	23
22:15	21	0	0	0	21	21
22:30	24	0	0	0	24	24
22:45	13	0	0	0	13	13
23:00	14	0	0	0	14	14
23:15	9	0	0	0	9	9
23:30	9	0	0	0	9	9
23:45	14	0	0	0	14	14

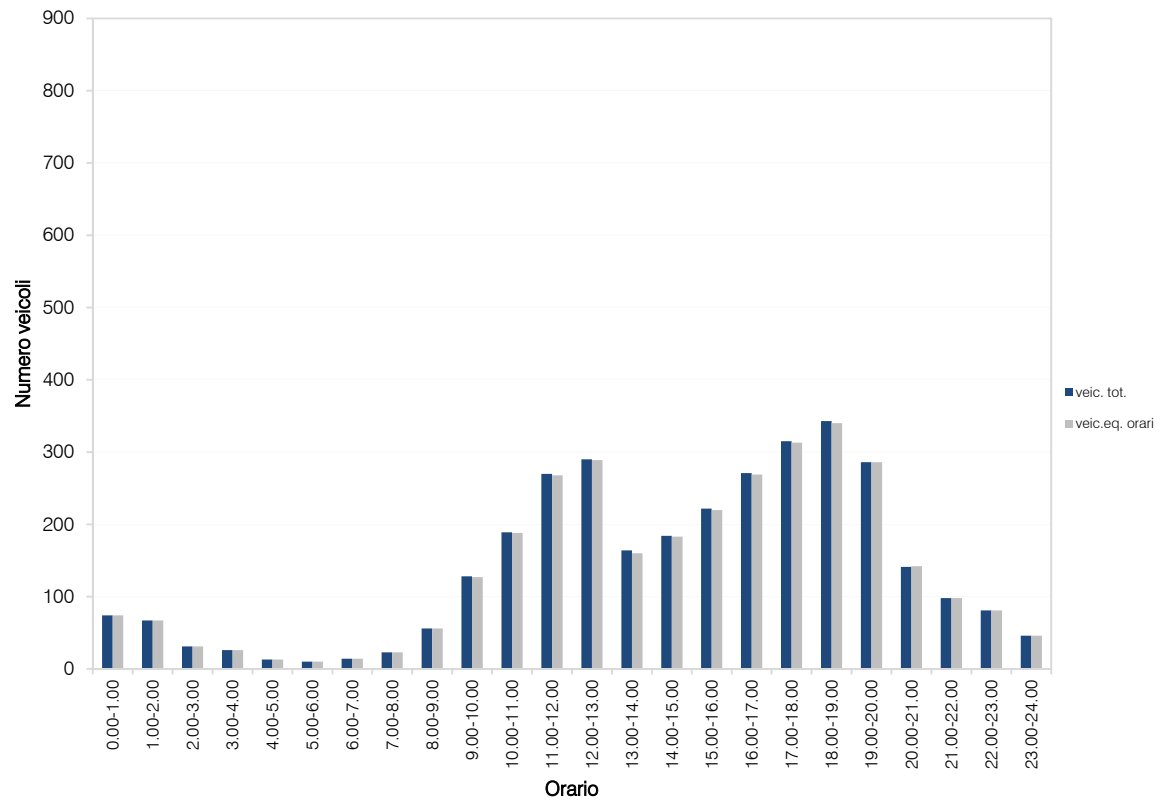
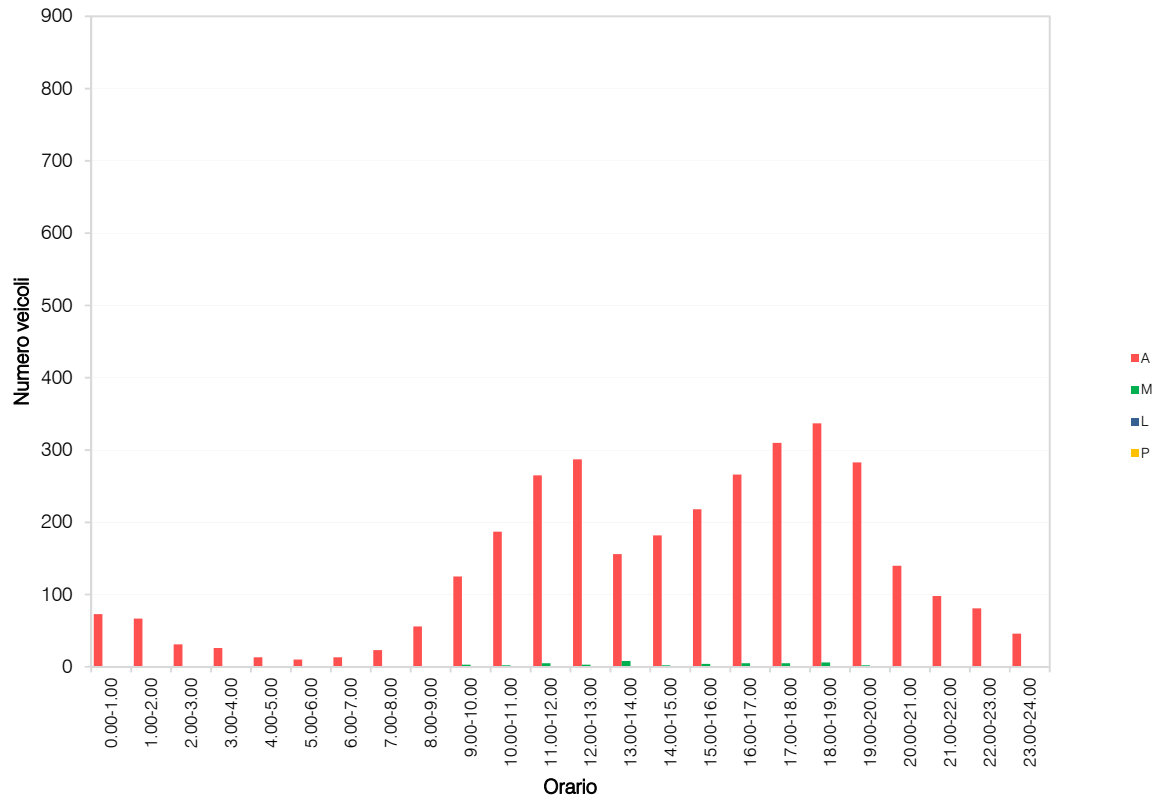
VOLUME DI TRAFFICO INTERVALLO TEMPORALE 60 min

domenica 22 gennaio 2017

	<i>A</i>	<i>M</i>	<i>L</i>	<i>P</i>	<i>veicoli totali</i>	<i>veicoli equivalenti orari</i>
0.00-1.00	73	1	0	0	74	74
1.00-2.00	67	0	0	0	67	67
2.00-3.00	31	0	0	0	31	31
3.00-4.00	26	0	0	0	26	26
4.00-5.00	13	0	0	0	13	13
5.00-6.00	10	0	0	0	10	10
6.00-7.00	13	1	0	0	14	14
7.00-8.00	23	0	0	0	23	23
8.00-9.00	56	0	0	0	56	56
9.00-10.00	125	3	0	0	128	127
10.00-11.00	187	2	0	0	189	188
11.00-12.00	265	5	0	0	270	268
12.00-13.00	287	3	0	0	290	289
13.00-14.00	156	8	0	0	164	160
14.00-15.00	182	2	0	0	184	183
15.00-16.00	218	4	0	0	222	220
16.00-17.00	266	5	0	0	271	269
17.00-18.00	310	5	0	0	315	313
18.00-19.00	337	6	0	0	343	340
19.00-20.00	283	2	0	1	286	286
20.00-21.00	140	0	1	0	141	142
21.00-22.00	98	0	0	0	98	98
22.00-23.00	81	0	0	0	81	81
23.00-24.00	46	0	0	0	46	46
					TOT	3.324

ELABORAZIONI GRAFICHE

domenica 22 gennaio 2017



RILIEVI AUTOMATICI: RADAR 4

DATI GENERALI

Via delle Forche, dir. nord

Giorni di rilievo

4 giorni compresi tra giovedì 19 gennaio e domenica 22 gennaio



VOLUME DI TRAFFICO INTERVALLO TEMPORALE 15 min

giovedì 19 gennaio 2017

	A	M	L	P	veicoli totali	Veic. eq.
0:00	8	0	0	0	8	8
0:15	5	0	0	0	5	5
0:30	4	0	0	0	4	4
0:45	3	0	0	0	3	3
1:00	3	0	0	0	3	3
1:15	5	0	0	0	5	5
1:30	3	0	0	0	3	3
1:45	1	0	0	0	1	1
2:00	1	0	0	0	1	1
2:15	0	0	0	0	0	0
2:30	1	0	0	0	1	1
2:45	3	0	0	0	3	3
3:00	1	0	0	0	1	1
3:15	0	0	0	0	0	0
3:30	3	0	0	0	3	3
3:45	0	0	0	0	0	0
4:00	2	0	0	0	2	2
4:15	2	0	0	0	2	2
4:30	3	0	0	0	3	3
4:45	1	0	0	0	1	1
5:00	2	0	0	0	2	2
5:15	3	0	0	0	3	3
5:30	20	0	0	0	20	20
5:45	6	0	0	0	6	6
6:00	11	0	0	0	11	11
6:15	11	0	0	0	11	11
6:30	23	0	0	0	23	23
6:45	26	0	0	0	26	26
7:00	54	0	1	0	55	56
7:15	79	2	0	1	82	82
7:30	164	6	1	0	171	169
7:45	197	19	3	2	221	215
8:00	156	6	1	0	163	161
8:15	169	4	1	0	174	173
8:30	158	3	2	0	163	163
8:45	137	2	3	0	142	143
9:00	118	2	1	0	121	121
9:15	96	2	0	0	98	97
9:30	96	2	0	0	98	97
9:45	74	0	1	1	76	78
10:00	76	1	1	0	78	78
10:15	77	0	2	0	79	80
10:30	74	0	1	0	75	75
10:45	84	0	1	1	86	88
11:00	59	0	2	0	61	62
11:15	87	1	2	0	90	91
11:30	67	1	1	0	69	69
11:45	70	0	1	1	72	74
12:00	124	3	1	0	128	127
12:15	89	3	1	1	94	94
12:30	82	1	0	0	83	83
12:45	83	2	2	1	88	89
13:00	105	7	0	2	114	113
13:15	72	3	0	1	76	76
13:30	79	1	2	0	82	83
13:45	131	1	1	0	133	133
14:00	91	2	2	0	95	95
14:15	120	4	1	0	125	124
14:30	98	4	0	0	102	100
14:45	105	2	1	0	108	108
15:00	90	1	0	0	91	91
15:15	80	1	0	1	82	83
15:30	94	1	1	0	95	95
15:45	81	2	1	0	84	84
16:00	101	2	1	0	104	104
16:15	92	0	3	0	95	97
16:30	127	2	1	0	130	130
16:45	101	4	1	0	106	105
17:00	96	2	1	0	99	99
17:15	113	4	0	1	118	117
17:30	95	0	1	1	97	99
17:45	132	5	1	0	138	136
18:00	131	4	1	0	136	135
18:15	138	1	1	0	140	140
18:30	129	2	1	0	132	132
18:45	111	4	0	0	115	113
19:00	110	4	0	0	114	112
19:15	96	1	0	0	97	97
19:30	82	1	0	0	83	83
19:45	73	3	0	0	76	75
20:00	70	1	0	0	71	71
20:15	58	1	1	0	60	60
20:30	60	1	1	0	62	62
20:45	35	0	0	0	35	35
21:00	30	0	0	0	30	30
21:15	26	0	0	0	26	26
21:30	18	0	0	0	18	18
21:45	20	0	0	0	20	20
22:00	16	0	0	0	16	16
22:15	20	0	0	0	20	20
22:30	23	0	0	0	23	23
22:45	16	0	0	0	16	16
23:00	12	0	0	0	12	12
23:15	9	0	0	0	9	9
23:30	7	0	0	0	7	7
23:45	9	0	0	0	9	9

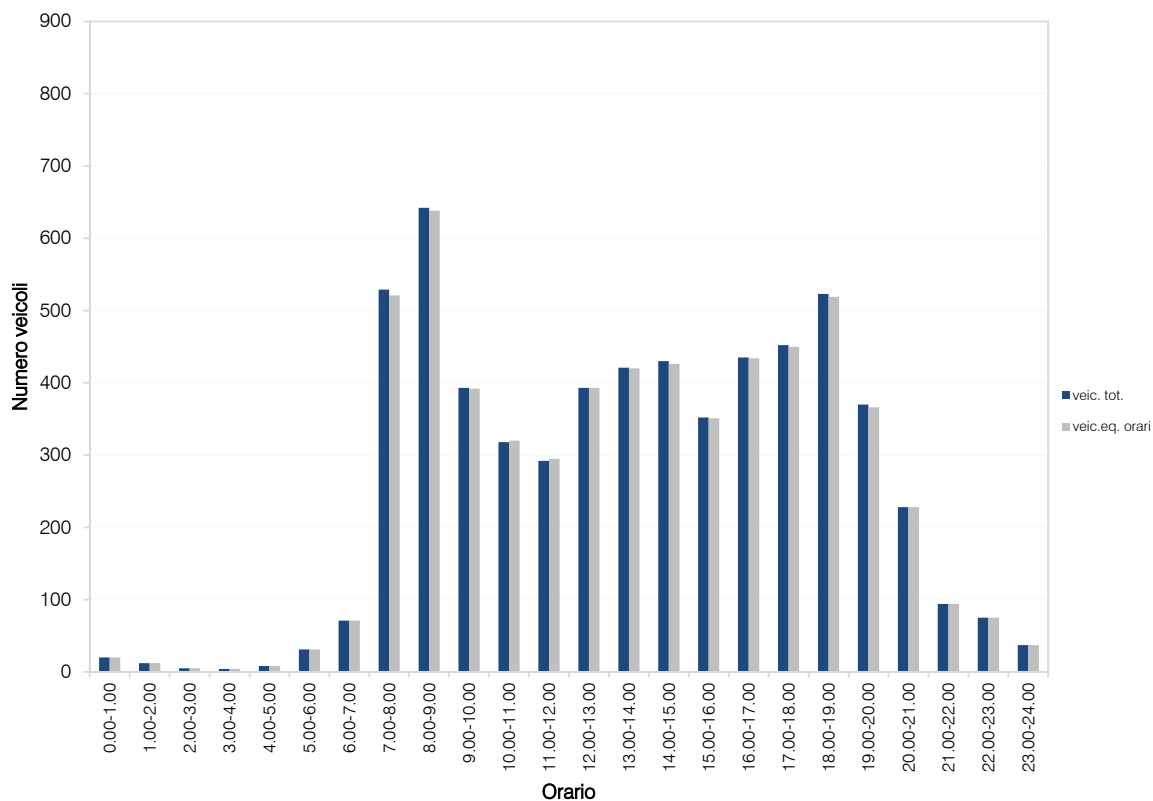
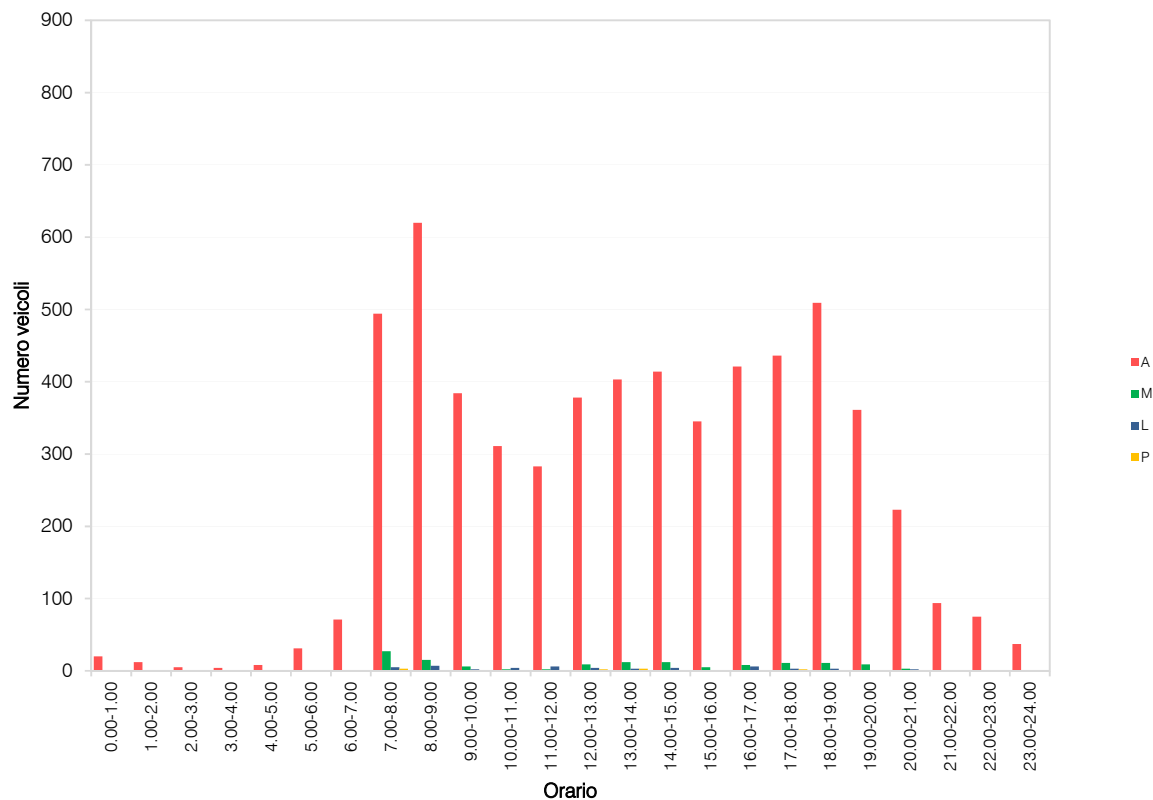
VOLUME DI TRAFFICO INTERVALLO TEMPORALE 60 min

giovedì 19 gennaio 2017

	<i>A</i>	<i>M</i>	<i>L</i>	<i>P</i>	<i>veicoli totali</i>	<i>veicoli equivalenti orari</i>
0.00-1.00	20	0	0	0	20	20
1.00-2.00	12	0	0	0	12	12
2.00-3.00	5	0	0	0	5	5
3.00-4.00	4	0	0	0	4	4
4.00-5.00	8	0	0	0	8	8
5.00-6.00	31	0	0	0	31	31
6.00-7.00	71	0	0	0	71	71
7.00-8.00	494	27	5	3	529	521
8.00-9.00	620	15	7	0	642	638
9.00-10.00	384	6	2	1	393	392
10.00-11.00	311	2	4	1	318	320
11.00-12.00	283	2	6	1	292	295
12.00-13.00	378	9	4	2	393	393
13.00-14.00	403	12	3	3	421	420
14.00-15.00	414	12	4	0	430	426
15.00-16.00	345	5	1	1	352	351
16.00-17.00	421	8	6	0	435	434
17.00-18.00	436	11	3	2	452	450
18.00-19.00	509	11	3	0	523	519
19.00-20.00	361	9	0	0	370	366
20.00-21.00	223	3	2	0	228	228
21.00-22.00	94	0	0	0	94	94
22.00-23.00	75	0	0	0	75	75
23.00-24.00	37	0	0	0	37	37
					TOT	6.135
						6.110

ELABORAZIONI GRAFICHE

giovedì 19 gennaio 2017



VOLUME DI TRAFFICO INTERVALLO TEMPORALE 15 min

venerdì 20 gennaio 2017

	A	M	L	P	veicoli totali	Veic. eq.
0:00	8	0	0	0	8	8
0:15	4	0	0	0	4	4
0:30	7	0	0	0	7	7
0:45	5	0	0	0	5	5
1:00	4	0	0	0	4	4
1:15	1	0	0	0	1	1
1:30	2	0	0	0	2	2
1:45	2	0	0	0	2	2
2:00	1	0	0	0	1	1
2:15	2	0	0	0	2	2
2:30	1	0	0	0	1	1
2:45	1	0	0	0	1	1
3:00	0	0	0	0	0	0
3:15	1	0	0	0	1	1
3:30	1	0	0	0	1	1
3:45	2	0	0	0	2	2
4:00	1	0	0	0	1	1
4:15	1	0	0	0	1	1
4:30	3	0	0	0	3	3
4:45	2	0	0	0	2	2
5:00	2	0	0	0	2	2
5:15	3	0	0	0	3	3
5:30	16	0	0	0	16	16
5:45	11	0	0	0	11	11
6:00	11	0	0	0	11	11
6:15	10	0	0	0	10	10
6:30	23	0	0	0	23	23
6:45	42	0	0	0	42	42
7:00	44	0	1	0	45	46
7:15	89	3	0	0	92	91
7:30	164	6	1	1	172	171
7:45	191	14	4	1	210	206
8:00	176	10	2	0	188	184
8:15	187	5	0	0	192	190
8:30	153	1	0	0	154	154
8:45	132	0	3	0	135	137
9:00	104	1	3	0	108	109
9:15	92	0	0	0	92	92
9:30	80	0	1	0	81	82
9:45	85	2	1	0	88	88
10:00	93	1	3	0	97	98
10:15	83	2	2	1	88	89
10:30	72	2	0	0	74	75
10:45	67	1	0	0	68	67
11:00	74	1	0	0	75	78
11:15	88	0	0	1	89	90
11:30	79	1	1	0	81	81
11:45	65	1	2	0	68	69
12:00	107	2	1	0	110	110
12:15	82	1	3	0	86	87
12:30	95	4	2	0	101	100
12:45	85	0	0	0	85	85
13:00	106	8	0	2	116	114
13:15	90	3	0	0	93	98
13:30	81	2	2	0	85	85
13:45	125	0	0	0	125	125
14:00	104	0	0	0	104	104
14:15	117	4	0	0	121	119
14:30	114	4	0	1	119	118
14:45	95	2	1	0	98	98
15:00	85	1	0	0	86	86
15:15	94	1	0	0	95	95
15:30	96	1	1	1	99	100
15:45	100	2	0	0	102	101
16:00	103	2	0	0	105	104
16:15	113	2	2	0	117	117
16:30	109	1	1	0	111	111
16:45	137	3	0	0	140	139
17:00	98	6	0	0	104	101
17:15	95	1	0	0	96	96
17:30	100	5	1	0	106	104
17:45	131	7	1	0	139	136
18:00	123	5	0	0	128	126
18:15	138	6	1	0	145	143
18:30	117	2	0	0	119	118
18:45	123	4	0	0	127	126
19:00	90	2	0	0	92	91
19:15	74	1	0	0	75	75
19:30	83	0	0	0	83	83
19:45	71	1	0	0	72	72
20:00	48	0	0	0	48	48
20:15	54	1	0	0	55	55
20:30	53	1	0	0	54	54
20:45	46	0	0	0	46	46
21:00	37	0	0	0	37	37
21:15	33	0	0	0	33	33
21:30	35	0	0	0	35	35
21:45	33	0	0	0	33	33
22:00	32	0	0	1	33	34
22:15	22	0	0	0	22	22
22:30	17	0	0	0	17	17
22:45	18	0	0	0	18	18
23:00	13	0	0	0	13	13
23:15	12	0	0	0	12	12
23:30	16	0	0	0	16	16
23:45	14	0	0	0	14	14

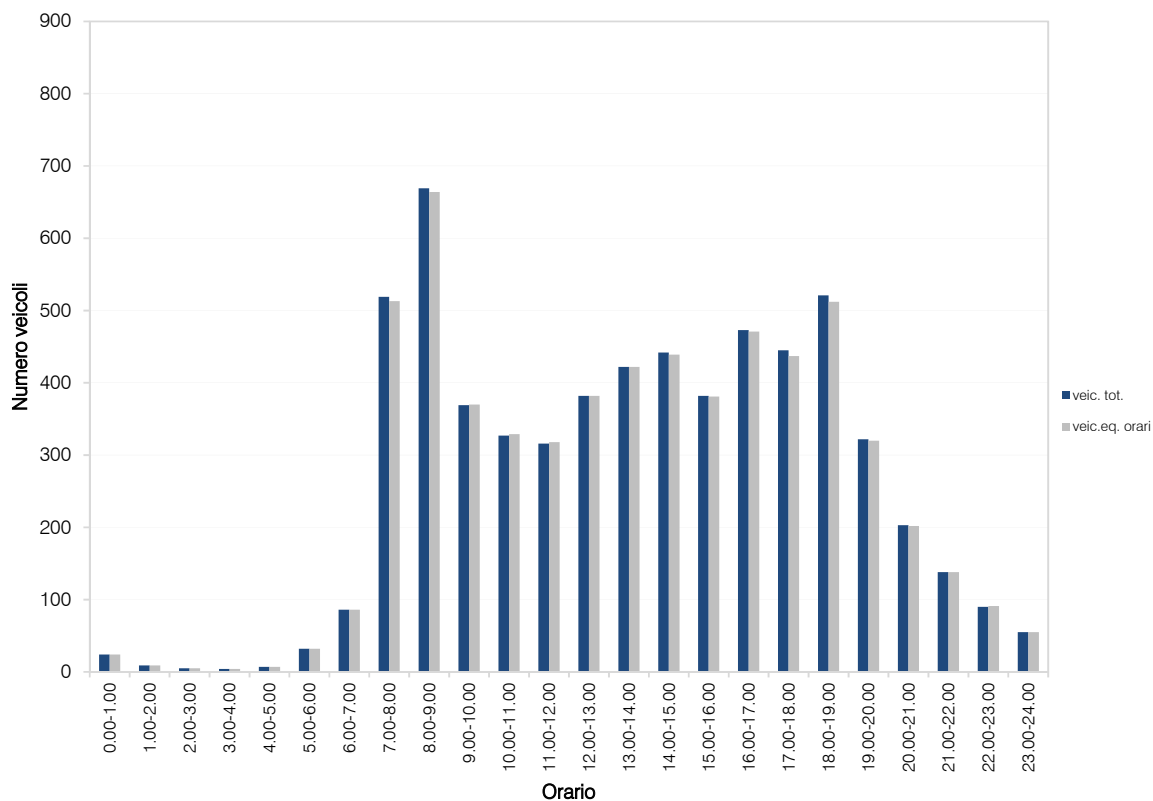
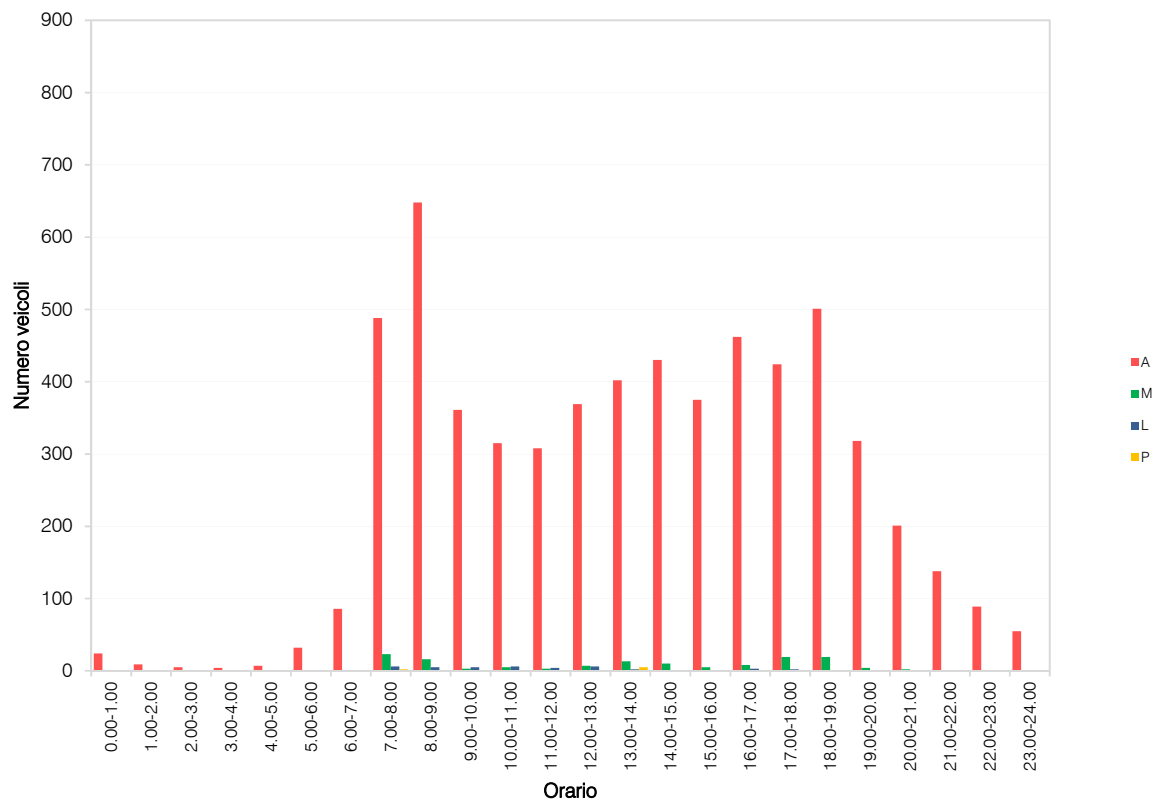
VOLUME DI TRAFFICO INTERVALLO TEMPORALE 60 min

venerdì 20 gennaio 2017

	<i>A</i>	<i>M</i>	<i>L</i>	<i>P</i>	<i>veicoli totali</i>	<i>veicoli equivalenti orari</i>
0.00-1.00	24	0	0	0	24	24
1.00-2.00	9	0	0	0	9	9
2.00-3.00	5	0	0	0	5	5
3.00-4.00	4	0	0	0	4	4
4.00-5.00	7	0	0	0	7	7
5.00-6.00	32	0	0	0	32	32
6.00-7.00	86	0	0	0	86	86
7.00-8.00	488	23	6	2	519	513
8.00-9.00	648	16	5	0	669	664
9.00-10.00	361	3	5	0	369	370
10.00-11.00	315	5	6	1	327	329
11.00-12.00	308	3	4	1	316	318
12.00-13.00	369	7	6	0	382	382
13.00-14.00	402	13	2	5	422	422
14.00-15.00	430	10	1	1	442	439
15.00-16.00	375	5	1	1	382	381
16.00-17.00	462	8	3	0	473	471
17.00-18.00	424	19	2	0	445	437
18.00-19.00	501	19	1	0	521	512
19.00-20.00	318	4	0	0	322	320
20.00-21.00	201	2	0	0	203	202
21.00-22.00	138	0	0	0	138	138
22.00-23.00	89	0	0	1	90	91
23.00-24.00	55	0	0	0	55	55
					TOT	6.211

ELABORAZIONI GRAFICHE

venerdì 20 gennaio 2017



VOLUME DI TRAFFICO INTERVALLO TEMPORALE 15 min

sabato 21 gennaio 2017

	A	M	L	P	veicoli totali	Veic. eq.
0:00	11	0	0	0	11	11
0:15	14	0	0	0	14	14
0:30	9	0	0	0	9	9
0:45	4	0	0	0	4	4
1:00	10	0	0	0	10	10
1:15	4	0	0	0	4	4
1:30	2	0	0	0	2	2
1:45	6	0	0	0	6	6
2:00	1	0	0	0	1	1
2:15	3	0	0	0	3	3
2:30	1	0	0	0	1	1
2:45	2	0	0	0	2	2
3:00	0	0	0	0	0	0
3:15	2	0	0	0	2	2
3:30	4	0	0	0	4	4
3:45	1	0	0	0	1	1
4:00	6	0	0	0	6	6
4:15	0	0	0	0	0	0
4:30	4	1	0	0	5	5
4:45	0	0	0	0	0	0
5:00	2	0	0	0	2	2
5:15	3	0	0	0	3	3
5:30	8	0	0	0	8	8
5:45	11	0	0	0	11	11
6:00	5	0	0	0	5	5
6:15	8	0	0	0	8	8
6:30	15	0	0	0	15	15
6:45	19	0	0	0	19	19
7:00	23	0	0	0	23	23
7:15	36	0	3	0	39	41
7:30	95	2	0	0	97	96
7:45	138	7	1	0	146	143
8:00	69	1	2	0	70	70
8:15	60	0	2	0	62	63
8:30	63	0	0	0	63	63
8:45	89	3	1	0	93	92
9:00	77	1	0	0	78	78
9:15	88	2	0	0	90	89
9:30	93	1	0	0	94	94
9:45	92	1	0	1	94	95
10:00	80	2	2	0	84	84
10:15	76	1	0	0	77	77
10:30	95	1	2	0	98	99
10:45	78	0	0	0	78	78
11:00	119	2	0	0	121	120
11:15	107	1	1	0	109	109
11:30	96	1	2	0	99	100
11:45	77	2	1	1	81	82
12:00	97	5	0	0	102	100
12:15	92	3	2	0	97	97
12:30	85	2	0	0	87	86
12:45	104	1	0	1	106	107
13:00	127	13	0	2	142	138
13:15	65	0	1	0	66	67
13:30	66	2	0	0	68	67
13:45	54	0	0	0	54	54
14:00	59	2	0	0	61	60
14:15	83	0	0	0	83	83
14:30	70	2	2	0	74	74
14:45	103	2	0	0	105	104
15:00	93	2	0	0	95	94
15:15	72	1	0	0	73	73
15:30	76	1	0	0	77	77
15:45	85	1	0	0	86	86
16:00	74	3	0	0	77	76
16:15	90	2	0	0	92	91
16:30	108	2	0	0	110	109
16:45	106	2	1	1	110	111
17:00	101	1	0	0	102	102
17:15	111	2	0	0	113	112
17:30	105	2	0	0	107	106
17:45	72	2	0	0	74	73
18:00	75	2	0	0	77	76
18:15	76	1	0	0	77	77
18:30	87	3	0	0	90	89
18:45	73	2	1	0	76	76
19:00	85	3	2	0	90	90
19:15	68	1	0	0	69	69
19:30	79	2	0	0	81	80
19:45	59	1	0	0	60	60
20:00	47	1	0	0	48	48
20:15	45	2	0	0	47	46
20:30	38	0	0	0	38	38
20:45	51	1	0	0	52	52
21:00	35	0	0	0	35	35
21:15	35	1	0	0	36	36
21:30	22	0	1	0	23	24
21:45	44	0	0	0	44	44
22:00	20	0	0	0	20	20
22:15	30	0	0	0	30	30
22:30	25	0	0	0	25	25
22:45	23	0	0	0	23	23
23:00	23	0	0	0	23	23
23:15	24	0	0	0	24	24
23:30	17	0	0	0	17	17
23:45	18	0	0	0	18	18

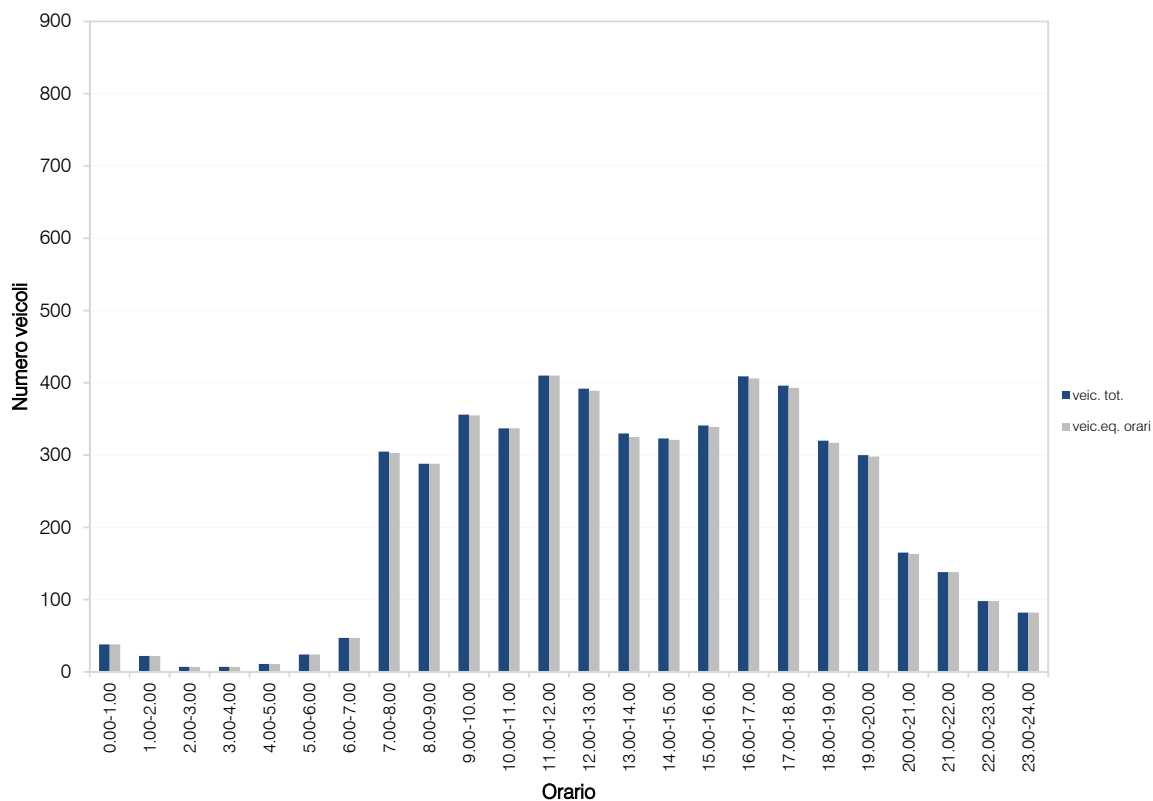
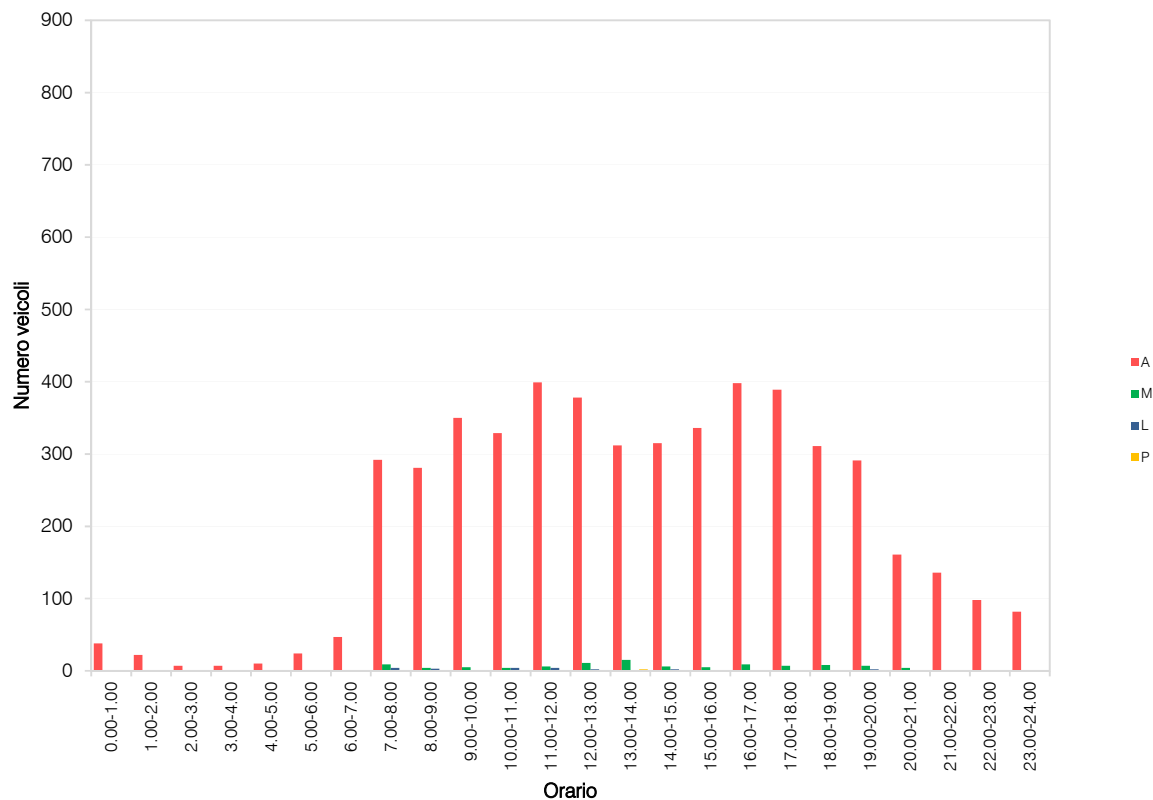
VOLUME DI TRAFFICO INTERVALLO TEMPORALE 60 min

sabato 21 gennaio 2017

	<i>A</i>	<i>M</i>	<i>L</i>	<i>P</i>	<i>veicoli totali</i>	<i>veicoli equivalenti orari</i>
0.00-1.00	38	0	0	0	38	38
1.00-2.00	22	0	0	0	22	22
2.00-3.00	7	0	0	0	7	7
3.00-4.00	7	0	0	0	7	7
4.00-5.00	10	1	0	0	11	11
5.00-6.00	24	0	0	0	24	24
6.00-7.00	47	0	0	0	47	47
7.00-8.00	292	9	4	0	305	303
8.00-9.00	281	4	3	0	288	288
9.00-10.00	350	5	0	1	356	355
10.00-11.00	329	4	4	0	337	337
11.00-12.00	399	6	4	1	410	410
12.00-13.00	378	11	2	1	392	389
13.00-14.00	312	15	1	2	330	325
14.00-15.00	315	6	2	0	323	321
15.00-16.00	336	5	0	0	341	339
16.00-17.00	398	9	1	1	409	406
17.00-18.00	389	7	0	0	396	393
18.00-19.00	311	8	1	0	320	317
19.00-20.00	291	7	2	0	300	298
20.00-21.00	161	4	0	0	165	163
21.00-22.00	136	1	1	0	138	138
22.00-23.00	98	0	0	0	98	98
23.00-24.00	82	0	0	0	82	82
					TOT	5.146
						5.118

ELABORAZIONI GRAFICHE

sabato 21 gennaio 2017



VOLUME DI TRAFFICO INTERVALLO TEMPORALE 15 min

domenica 22 gennaio 2017

	A	M	L	P	veicoli totali	Veic. eq.
0:00	19	0	0	0	19	19
0:15	9	0	0	0	9	9
0:30	20	0	0	0	20	20
0:45	16	0	0	0	16	16
1:00	17	0	0	0	17	17
1:15	19	1	0	1	21	22
1:30	10	0	0	0	10	10
1:45	8	0	0	0	8	8
2:00	7	0	0	0	7	7
2:15	9	0	0	0	9	9
2:30	8	0	0	0	8	8
2:45	4	0	0	0	4	4
3:00	2	0	0	0	2	2
3:15	3	0	0	0	3	3
3:30	2	0	0	0	2	2
3:45	4	0	0	0	4	4
4:00	0	0	0	0	0	0
4:15	1	0	0	0	1	1
4:30	3	0	0	0	3	3
4:45	1	0	0	0	1	1
5:00	5	0	0	0	5	5
5:15	2	0	0	0	2	2
5:30	4	0	0	0	4	4
5:45	4	0	0	0	4	4
6:00	5	0	0	0	5	5
6:15	5	0	0	0	5	5
6:30	10	0	0	0	10	10
6:45	6	0	0	0	6	6
7:00	7	0	0	0	7	7
7:15	11	0	0	0	11	11
7:30	7	0	0	0	7	7
7:45	20	0	0	0	20	20
8:00	14	0	0	0	14	14
8:15	17	0	0	0	17	17
8:30	14	0	0	0	14	14
8:45	38	0	0	0	38	38
9:00	46	1	0	0	47	47
9:15	40	1	0	0	41	41
9:30	54	1	0	0	55	55
9:45	59	1	0	0	60	60
10:00	67	1	0	0	68	68
10:15	69	0	0	0	69	69
10:30	59	1	0	0	60	60
10:45	58	1	0	0	59	59
11:00	61	1	0	0	62	62
11:15	60	2	0	0	62	61
11:30	58	0	0	0	58	58
11:45	69	1	0	0	70	70
12:00	60	1	0	0	61	61
12:15	39	1	0	0	40	40
12:30	53	1	1	0	55	55
12:45	49	1	0	0	50	50
13:00	46	1	0	0	47	47
13:15	34	1	0	0	35	35
13:30	37	1	0	0	38	38
13:45	39	0	0	0	39	39
14:00	46	1	0	0	47	47
14:15	56	1	0	0	57	57
14:30	58	0	0	0	58	58
14:45	76	0	0	0	76	76
15:00	65	0	0	0	65	65
15:15	71	1	0	0	72	72
15:30	63	0	1	0	63	63
15:45	79	1	1	0	81	81
16:00	80	1	0	0	81	81
16:15	62	5	0	0	67	65
16:30	78	2	0	0	80	79
16:45	74	2	0	0	76	75
17:00	81	1	0	0	82	82
17:15	73	0	0	0	73	73
17:30	64	1	0	0	65	65
17:45	78	2	0	0	80	79
18:00	63	1	0	0	64	64
18:15	67	3	0	0	70	69
18:30	63	1	0	0	64	64
18:45	60	1	0	0	61	61
19:00	62	1	0	0	63	63
19:15	39	2	0	0	41	40
19:30	48	0	0	0	48	48
19:45	47	0	0	0	47	47
20:00	31	0	0	0	31	31
20:15	30	1	0	0	31	31
20:30	27	1	0	0	28	28
20:45	21	0	0	0	21	21
21:00	26	0	0	0	26	26
21:15	19	0	0	0	19	19
21:30	18	0	0	0	18	18
21:45	13	0	0	0	13	13
22:00	17	0	0	0	17	17
22:15	17	0	0	0	17	17
22:30	17	0	0	0	17	17
22:45	17	0	0	0	17	17
23:00	15	0	0	0	15	15
23:15	7	0	0	0	7	7
23:30	8	0	0	0	8	8
23:45	5	0	0	0	5	5

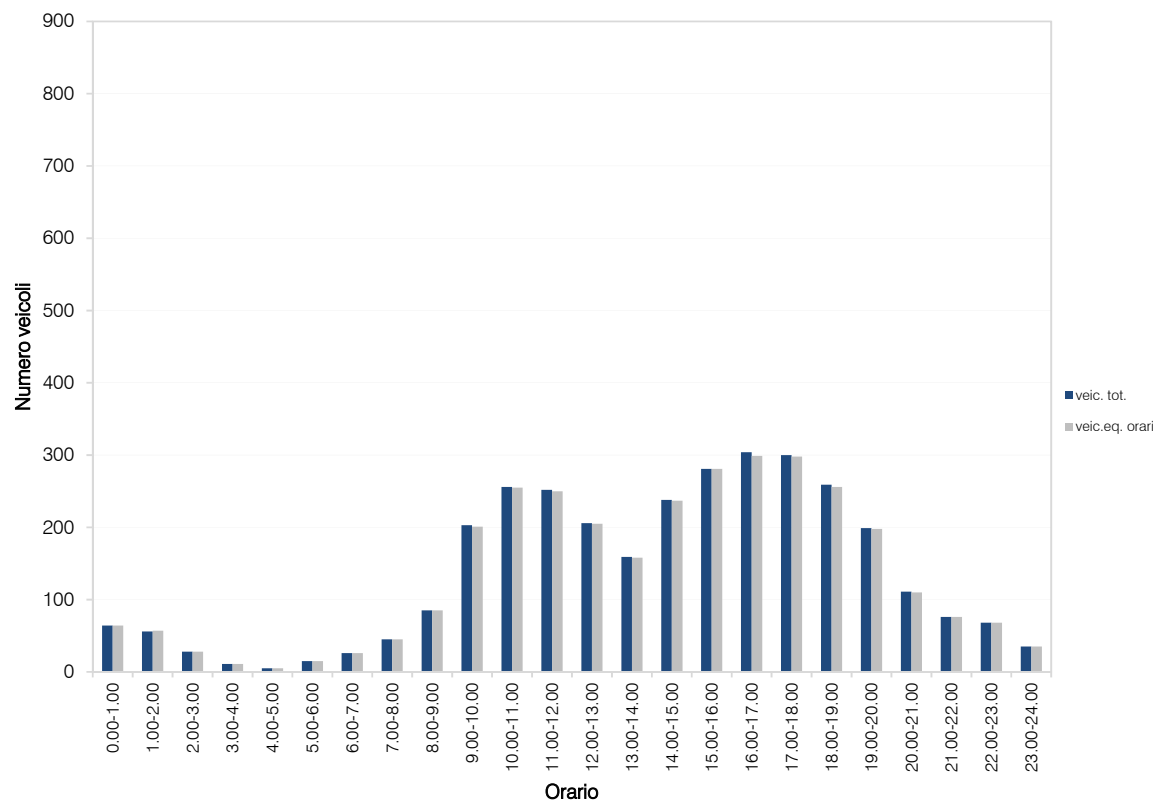
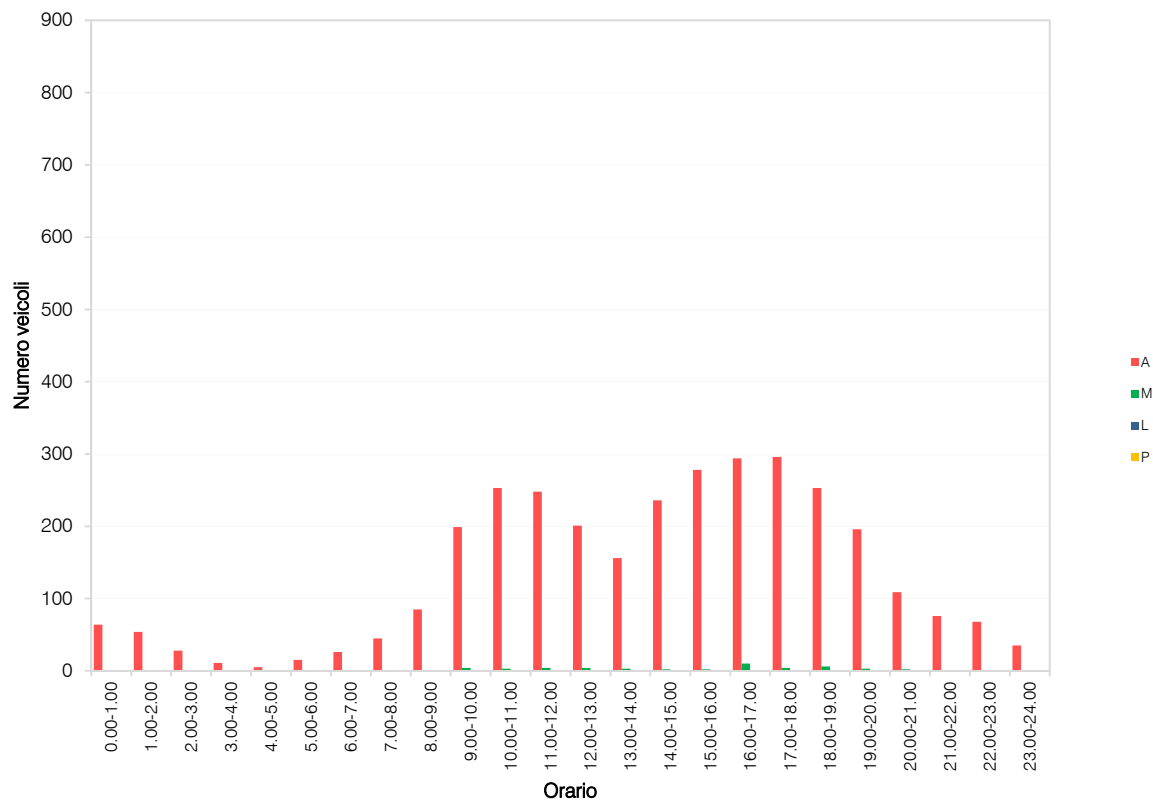
VOLUME DI TRAFFICO INTERVALLO TEMPORALE 60 min

domenica 22 gennaio 2017

	<i>A</i>	<i>M</i>	<i>L</i>	<i>P</i>	<i>veicoli totali</i>	<i>veicoli equivalenti orari</i>
0.00-1.00	64	0	0	0	64	64
1.00-2.00	54	1	0	1	56	57
2.00-3.00	28	0	0	0	28	28
3.00-4.00	11	0	0	0	11	11
4.00-5.00	5	0	0	0	5	5
5.00-6.00	15	0	0	0	15	15
6.00-7.00	26	0	0	0	26	26
7.00-8.00	45	0	0	0	45	45
8.00-9.00	85	0	0	0	85	85
9.00-10.00	199	4	0	0	203	201
10.00-11.00	253	3	0	0	256	255
11.00-12.00	248	4	0	0	252	250
12.00-13.00	201	4	1	0	206	205
13.00-14.00	156	3	0	0	159	158
14.00-15.00	236	2	0	0	238	237
15.00-16.00	278	2	1	0	281	281
16.00-17.00	294	10	0	0	304	299
17.00-18.00	296	4	0	0	300	298
18.00-19.00	253	6	0	0	259	256
19.00-20.00	196	3	0	0	199	198
20.00-21.00	109	2	0	0	111	110
21.00-22.00	76	0	0	0	76	76
22.00-23.00	68	0	0	0	68	68
23.00-24.00	35	0	0	0	35	35
					TOT	3.282
						3.263

ELABORAZIONI GRAFICHE

domenica 22 gennaio 2017





RILIEVI AUTOMATICI: RADAR 5

DATI GENERALI

Via Bellini, dir. ovest

Giorni di rilievo

4 giorni compresi tra giovedì 19 gennaio e domenica 22 gennaio



VOLUME DI TRAFFICO INTERVALLO TEMPORALE 15 min

giovedì 19 gennaio 2017

	A	M	L	P	veicoli totali	Veic. eq.
0:00	0	0	0	0	0	0
0:15	0	0	0	0	0	0
0:30	0	0	0	0	0	0
0:45	0	0	0	0	0	0
1:00	0	0	0	0	0	0
1:15	0	0	0	0	0	0
1:30	0	0	0	0	0	0
1:45	0	0	0	0	0	0
2:00	0	0	0	0	0	0
2:15	0	0	0	0	0	0
2:30	0	0	0	0	0	0
2:45	0	0	0	0	0	0
3:00	1	0	0	0	1	1
3:15	0	0	0	0	0	0
3:30	0	0	0	0	0	0
3:45	0	0	0	0	0	0
4:00	0	0	0	0	0	0
4:15	0	0	0	0	0	0
4:30	0	0	0	0	0	0
4:45	0	0	0	0	0	0
5:00	0	0	0	0	0	0
5:15	1	0	0	0	1	1
5:30	1	1	0	0	2	2
5:45	1	0	0	0	1	1
6:00	1	0	0	0	1	1
6:15	3	0	0	0	3	3
6:30	3	0	0	0	3	3
6:45	10	0	0	0	10	10
7:00	10	0	0	0	10	10
7:15	14	1	2	0	17	18
7:30	41	0	1	0	42	43
7:45	78	2	2	0	82	82
8:00	46	1	1	0	48	48
8:15	13	0	0	0	13	13
8:30	16	0	0	0	16	16
8:45	23	1	1	0	25	25
9:00	14	0	0	0	14	14
9:15	6	1	0	0	7	7
9:30	8	0	1	0	9	10
9:45	9	0	1	0	10	11
10:00	15	0	0	0	15	15
10:15	10	0	0	0	10	10
10:30	9	1	1	0	11	11
10:45	9	1	1	0	11	11
11:00	10	0	0	0	10	10
11:15	11	0	0	0	11	11
11:30	4	0	0	0	4	4
11:45	11	0	0	0	11	11
12:00	17	0	1	0	18	19
12:15	9	0	0	0	9	9
12:30	11	0	1	0	12	13
12:45	10	0	1	0	11	12
13:00	34	0	1	0	34	34
13:15	13	0	1	0	14	15
13:30	8	1	0	0	9	9
13:45	27	2	0	0	29	28
14:00	15	1	0	0	16	16
14:15	13	1	0	0	14	14
14:30	12	0	0	0	12	12
14:45	10	1	1	0	12	12
15:00	12	1	0	0	13	13
15:15	7	0	0	0	7	7
15:30	11	0	0	0	11	11
15:45	12	0	0	0	12	12
16:00	14	1	1	0	15	15
16:15	16	0	0	0	16	16
16:30	21	0	0	0	21	21
16:45	10	0	1	0	11	12
17:00	7	0	1	0	8	9
17:15	12	1	1	0	14	14
17:30	8	0	0	0	8	8
17:45	20	0	1	0	21	22
18:00	13	0	0	0	13	13
18:15	14	0	1	0	15	16
18:30	17	1	0	0	18	18
18:45	10	0	1	0	11	12
19:00	7	0	0	0	7	7
19:15	8	0	0	0	8	8
19:30	4	0	1	0	5	6
19:45	5	0	0	0	5	5
20:00	6	0	0	0	6	6
20:15	7	1	0	0	7	7
20:30	7	1	0	0	8	8
20:45	3	0	0	0	3	3
21:00	3	0	1	0	4	5
21:15	2	0	0	0	2	2
21:30	5	0	0	0	5	5
21:45	1	0	0	0	1	1
22:00	1	0	0	0	1	1
22:15	2	0	0	0	2	2
22:30	1	0	0	0	1	1
22:45	1	0	0	0	1	1
23:00	0	0	0	0	0	0
23:15	3	0	0	0	3	3
23:30	1	0	0	0	1	1
23:45	0	0	0	0	0	0

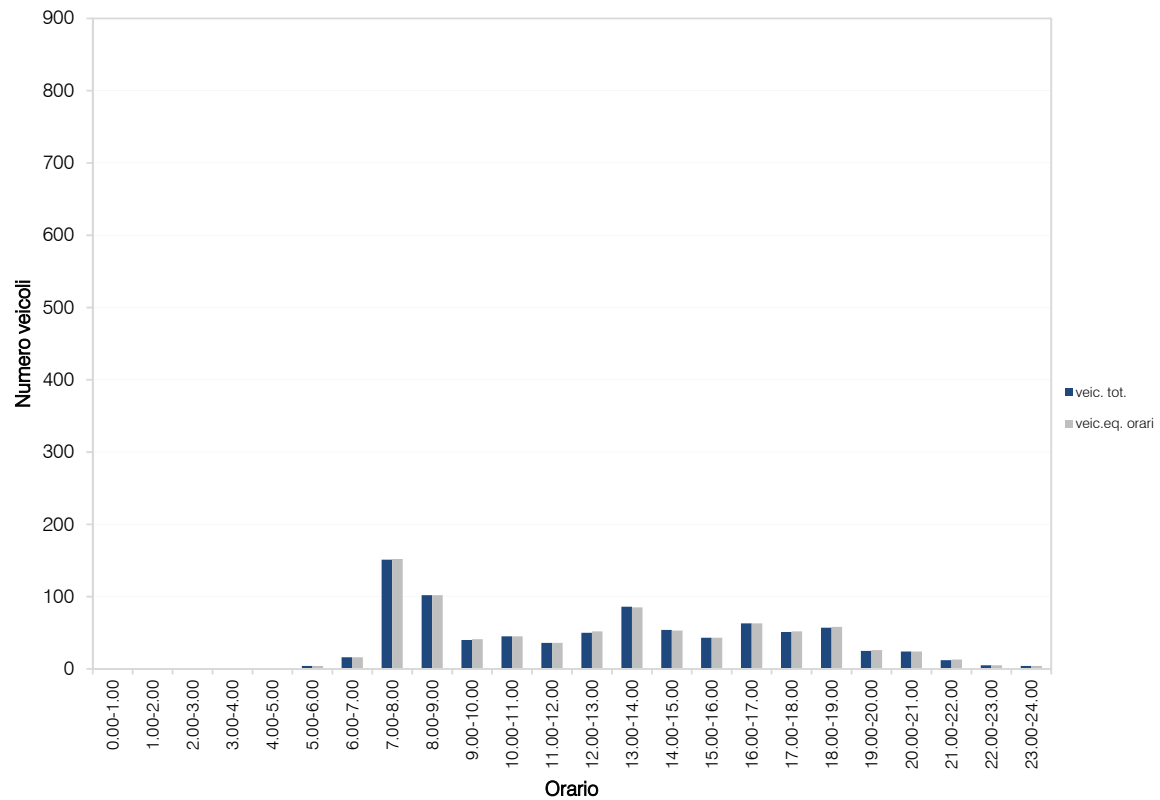
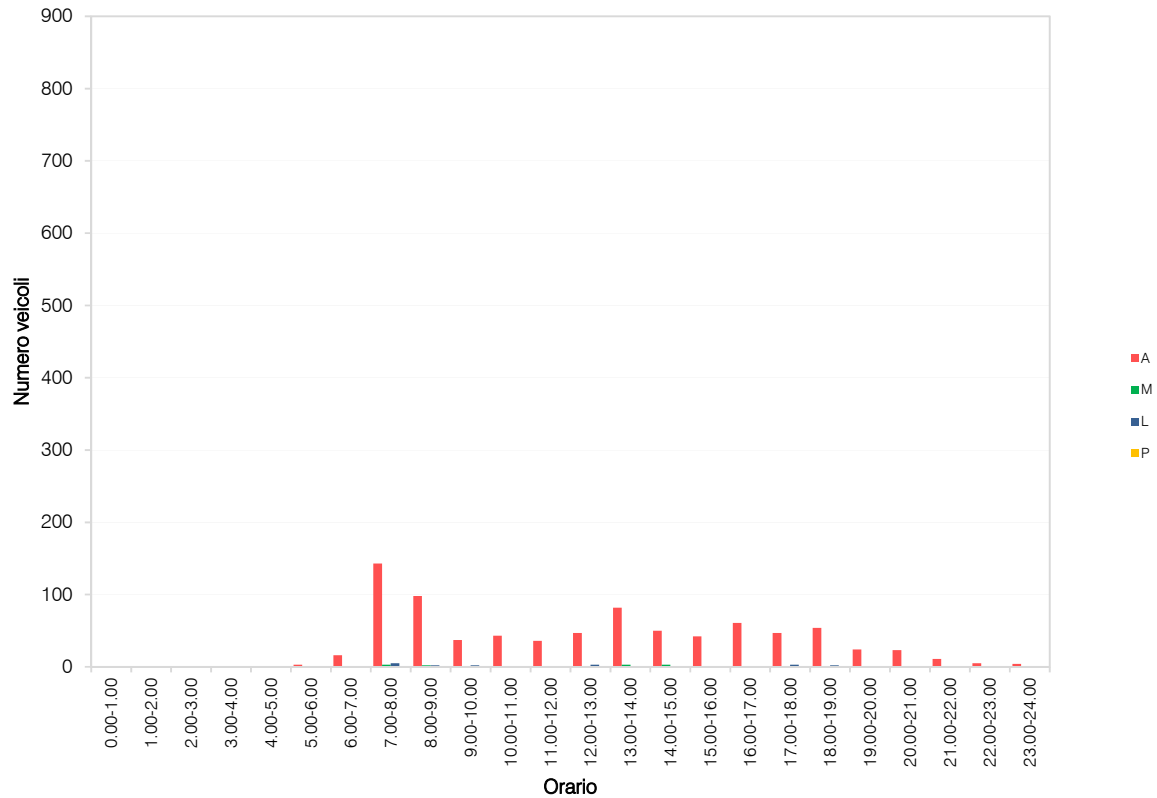
VOLUME DI TRAFFICO INTERVALLO TEMPORALE 60 min

giovedì 19 gennaio 2017

	<i>A</i>	<i>M</i>	<i>L</i>	<i>P</i>	<i>veicoli totali</i>	<i>veicoli equivalenti orari</i>
0.00-1.00	0	0	0	0	0	0
1.00-2.00	0	0	0	0	0	0
2.00-3.00	0	0	0	0	0	0
3.00-4.00	1	0	0	0	1	1
4.00-5.00	0	0	0	0	0	0
5.00-6.00	3	1	0	0	4	4
6.00-7.00	16	0	0	0	16	16
7.00-8.00	143	3	5	0	151	152
8.00-9.00	98	2	2	0	102	102
9.00-10.00	37	1	2	0	40	41
10.00-11.00	43	1	1	0	45	45
11.00-12.00	36	0	0	0	36	36
12.00-13.00	47	0	3	0	50	52
13.00-14.00	82	3	1	0	86	85
14.00-15.00	50	3	1	0	54	53
15.00-16.00	42	1	0	0	43	43
16.00-17.00	61	1	1	0	63	63
17.00-18.00	47	1	3	0	51	52
18.00-19.00	54	1	2	0	57	58
19.00-20.00	24	0	1	0	25	26
20.00-21.00	23	1	0	0	24	24
21.00-22.00	11	0	1	0	12	13
22.00-23.00	5	0	0	0	5	5
23.00-24.00	4	0	0	0	4	4
					TOT	869
						875

ELABORAZIONI GRAFICHE

giovedì 19 gennaio 2017



VOLUME DI TRAFFICO INTERVALLO TEMPORALE 15 min

venerdì 20 gennaio 2017

	A	M	L	P	veicoli totali	Veic. eq.
0:00	0	0	0	0	0	0
0:15	1	0	0	0	1	1
0:30	1	0	0	0	1	1
0:45	0	0	0	0	0	0
1:00	0	0	0	0	0	0
1:15	0	0	0	0	0	0
1:30	0	0	0	0	0	0
1:45	0	0	0	0	0	0
2:00	0	0	0	0	0	0
2:15	0	0	0	0	0	0
2:30	1	0	1	0	2	3
2:45	0	0	0	0	0	0
3:00	0	0	0	0	0	0
3:15	0	0	0	0	0	0
3:30	0	0	0	0	0	0
3:45	0	0	0	0	0	0
4:00	0	0	0	0	0	0
4:15	0	0	0	0	0	0
4:30	0	0	0	0	0	0
4:45	0	0	0	0	0	0
5:00	0	0	0	0	0	0
5:15	0	0	0	0	0	0
5:30	0	1	0	0	1	1
5:45	2	1	0	0	3	3
6:00	1	0	0	0	1	1
6:15	2	0	0	0	2	2
6:30	6	0	1	0	7	8
6:45	8	1	0	0	9	9
7:00	15	0	0	0	15	15
7:15	13	0	1	0	14	15
7:30	43	1	1	0	45	45
7:45	79	0	1	0	80	81
8:00	40	1	1	0	42	42
8:15	11	1	0	1	13	14
8:30	24	0	0	0	24	24
8:45	13	0	1	0	14	15
9:00	15	0	0	0	15	15
9:15	9	1	1	0	11	11
9:30	6	0	0	0	6	6
9:45	10	0	0	0	10	10
10:00	14	0	0	0	14	14
10:15	10	0	1	1	12	14
10:30	3	0	0	0	3	3
10:45	2	0	1	0	3	3
11:00	11	1	1	0	13	13
11:15	11	0	0	0	11	11
11:30	9	0	0	0	9	9
11:45	4	0	0	0	4	4
12:00	20	0	0	0	20	20
12:15	14	1	0	0	15	15
12:30	21	0	0	0	21	21
12:45	17	0	1	0	18	19
13:00	48	2	1	0	51	51
13:15	13	1	0	0	14	14
13:30	10	0	0	0	10	10
13:45	7	0	0	0	7	7
14:00	9	1	1	0	11	11
14:15	8	0	0	0	8	8
14:30	12	0	0	0	12	12
14:45	17	0	0	0	17	17
15:00	10	0	0	0	10	10
15:15	7	2	1	1	11	12
15:30	17	1	0	0	18	18
15:45	16	0	0	0	16	16
16:00	17	1	0	0	18	18
16:15	10	0	0	0	10	10
16:30	14	0	0	0	14	14
16:45	18	0	1	0	19	20
17:00	11	0	0	0	11	11
17:15	12	0	1	0	13	14
17:30	8	0	0	0	8	8
17:45	17	0	0	0	17	17
18:00	16	0	0	0	16	16
18:15	13	1	0	0	14	14
18:30	10	0	0	0	10	10
18:45	11	0	1	0	12	13
19:00	10	0	0	0	10	10
19:15	6	0	0	0	6	6
19:30	4	1	0	0	5	5
19:45	5	0	0	0	5	5
20:00	6	0	0	0	6	6
20:15	7	0	0	0	7	7
20:30	4	0	0	0	4	4
20:45	5	0	0	0	5	5
21:00	5	0	0	0	5	5
21:15	5	0	0	0	5	5
21:30	5	0	0	0	5	5
21:45	1	0	0	0	1	1
22:00	3	0	0	0	3	3
22:15	0	0	0	0	0	0
22:30	0	0	0	0	0	0
22:45	2	0	0	0	2	2
23:00	0	0	0	0	0	0
23:15	3	0	0	0	3	3
23:30	0	0	0	0	0	0
23:45	0	0	0	0	0	0

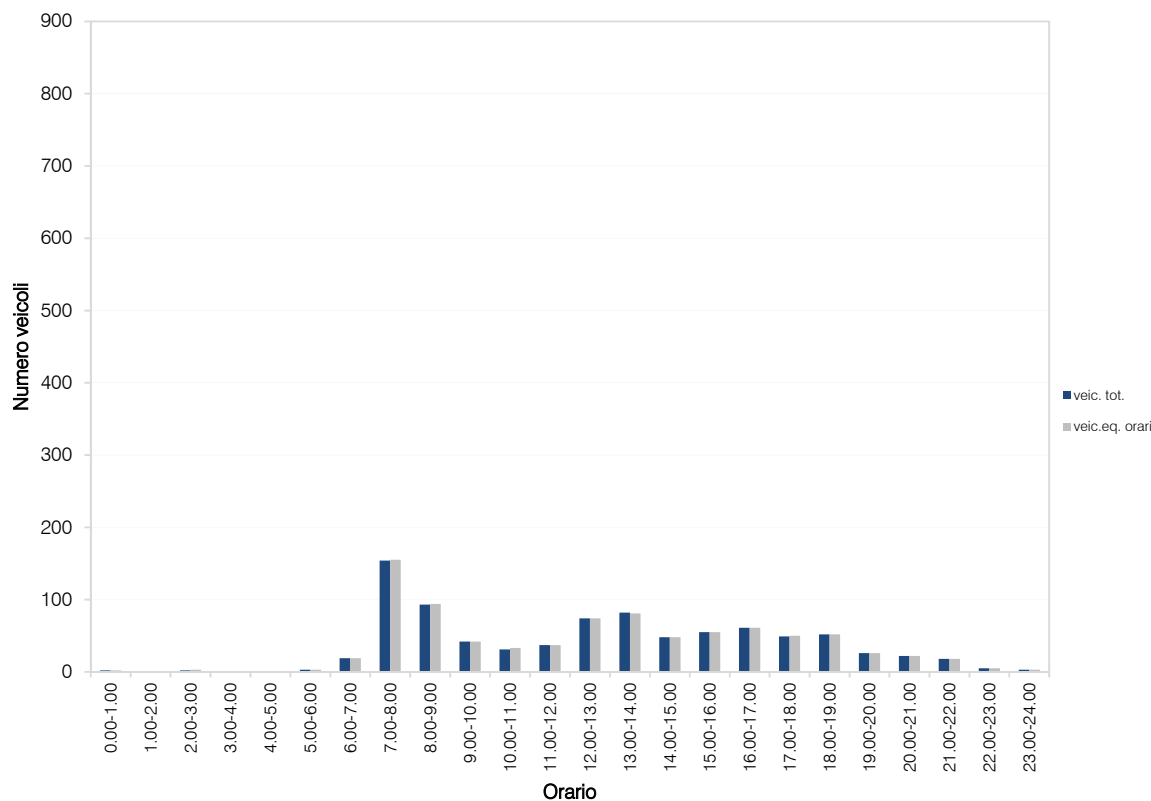
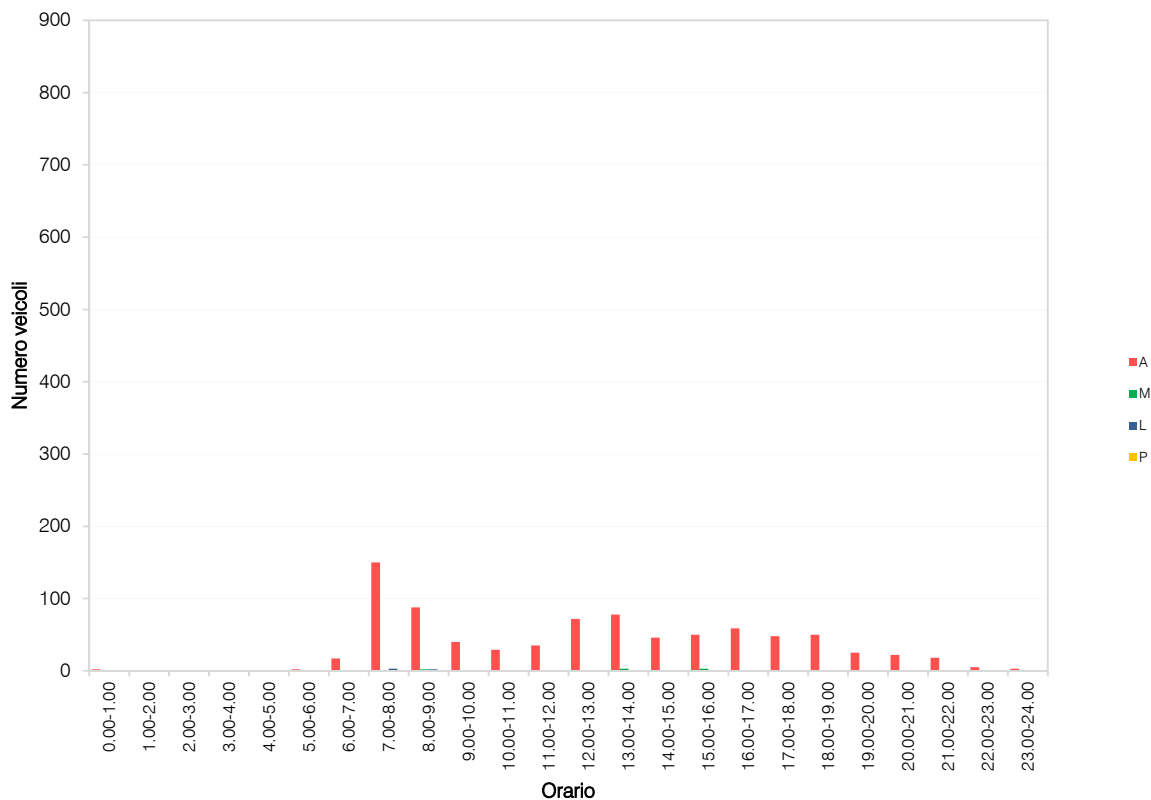
VOLUME DI TRAFFICO INTERVALLO TEMPORALE 60 min

venerdì 20 gennaio 2017

	<i>A</i>	<i>M</i>	<i>L</i>	<i>P</i>	<i>veicoli totali</i>	<i>veicoli equivalenti orari</i>
0.00-1.00	2	0	0	0	2	2
1.00-2.00	0	0	0	0	0	0
2.00-3.00	1	0	1	0	2	3
3.00-4.00	0	0	0	0	0	0
4.00-5.00	0	0	0	0	0	0
5.00-6.00	2	1	0	0	3	3
6.00-7.00	17	1	1	0	19	19
7.00-8.00	150	1	3	0	154	155
8.00-9.00	88	2	2	1	93	94
9.00-10.00	40	1	1	0	42	42
10.00-11.00	29	0	1	1	31	33
11.00-12.00	35	1	1	0	37	37
12.00-13.00	72	1	1	0	74	74
13.00-14.00	78	3	1	0	82	81
14.00-15.00	46	1	1	0	48	48
15.00-16.00	50	3	1	1	55	55
16.00-17.00	59	1	1	0	61	61
17.00-18.00	48	0	1	0	49	50
18.00-19.00	50	1	1	0	52	52
19.00-20.00	25	1	0	0	26	26
20.00-21.00	22	0	0	0	22	22
21.00-22.00	18	0	0	0	18	18
22.00-23.00	5	0	0	0	5	5
23.00-24.00	3	0	0	0	3	3
					TOT	878
						883

ELABORAZIONI GRAFICHE

venerdì 20 gennaio 2017



VOLUME DI TRAFFICO INTERVALLO TEMPORALE 15 min

sabato 21 gennaio 2017

	A	M	L	P	veicoli totali	Veic. eq.
0:00	0	0	0	0	0	0
0:15	1	0	0	0	1	1
0:30	0	0	0	0	0	0
0:45	1	0	0	0	1	1
1:00	0	0	0	0	0	0
1:15	1	0	0	0	1	1
1:30	0	0	0	0	0	0
1:45	1	0	0	0	1	1
2:00	0	0	0	0	0	0
2:15	1	0	0	0	1	1
2:30	1	0	0	0	1	1
2:45	0	0	0	0	0	0
3:00	0	0	0	0	0	0
3:15	0	0	0	0	0	0
3:30	0	0	0	0	0	0
3:45	0	0	0	0	0	0
4:00	0	0	0	0	0	0
4:15	0	0	0	0	0	0
4:30	0	0	0	0	0	0
4:45	1	0	0	0	1	1
5:00	0	0	0	0	0	0
5:15	0	0	0	0	0	0
5:30	1	0	0	0	1	1
5:45	2	0	0	0	2	2
6:00	0	0	0	0	0	0
6:15	1	0	0	0	1	1
6:30	1	0	0	0	1	1
6:45	1	0	0	0	1	1
7:00	3	0	0	0	3	3
7:15	4	0	0	0	4	4
7:30	33	0	0	0	33	33
7:45	57	1	0	0	58	58
8:00	15	0	0	0	15	15
8:15	4	0	0	0	4	4
8:30	4	0	0	0	4	4
8:45	5	0	0	0	5	5
9:00	9	0	0	0	9	9
9:15	6	0	0	0	6	6
9:30	9	0	1	0	10	11
9:45	11	0	0	0	11	11
10:00	9	0	0	0	9	9
10:15	7	0	0	0	7	7
10:30	7	1	0	0	8	8
10:45	8	0	0	0	8	8
11:00	6	0	0	0	6	6
11:15	14	1	0	0	15	15
11:30	9	1	0	0	10	10
11:45	5	0	0	0	5	5
12:00	31	0	1	1	33	35
12:15	20	0	0	0	20	20
12:30	7	0	0	0	7	7
12:45	21	0	0	0	21	21
13:00	43	3	0	0	46	45
13:15	9	0	0	0	9	9
13:30	6	0	0	0	6	6
13:45	4	1	0	0	5	5
14:00	3	1	0	0	4	4
14:15	6	0	0	0	6	6
14:30	8	1	0	0	9	9
14:45	14	0	0	0	14	14
15:00	7	0	0	0	7	7
15:15	8	0	0	0	8	8
15:30	8	0	0	0	8	8
15:45	10	0	0	0	10	10
16:00	5	1	0	0	6	6
16:15	12	0	0	0	12	12
16:30	4	0	0	0	4	4
16:45	6	3	0	0	9	8
17:00	10	0	0	0	10	10
17:15	13	1	0	0	14	14
17:30	11	0	0	0	11	11
17:45	12	0	0	0	12	12
18:00	4	2	0	0	6	5
18:15	13	0	0	0	13	13
18:30	10	0	0	0	10	10
18:45	5	0	0	0	5	5
19:00	5	1	0	0	6	6
19:15	7	0	0	0	7	7
19:30	4	0	0	0	4	4
19:45	4	0	0	0	4	4
20:00	1	0	0	0	1	1
20:15	9	0	0	0	9	9
20:30	2	0	0	0	2	2
20:45	3	0	0	0	3	3
21:00	2	0	0	0	2	2
21:15	1	0	0	0	1	1
21:30	4	0	0	0	4	4
21:45	3	0	0	0	3	3
22:00	3	0	0	0	3	3
22:15	1	0	0	0	1	1
22:30	0	0	0	0	0	0
22:45	0	0	0	0	0	0
23:00	1	0	0	0	1	1
23:15	1	0	0	0	1	1
23:30	1	0	0	0	1	1
23:45	1	0	0	0	1	1

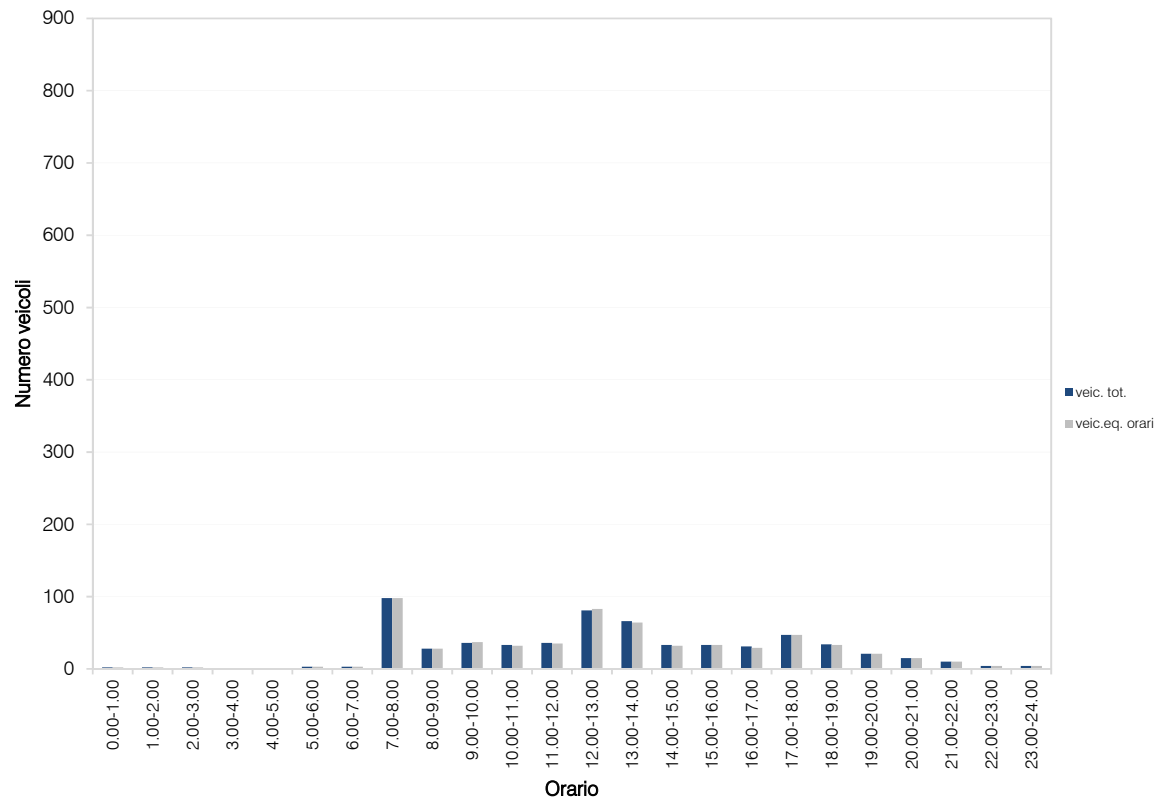
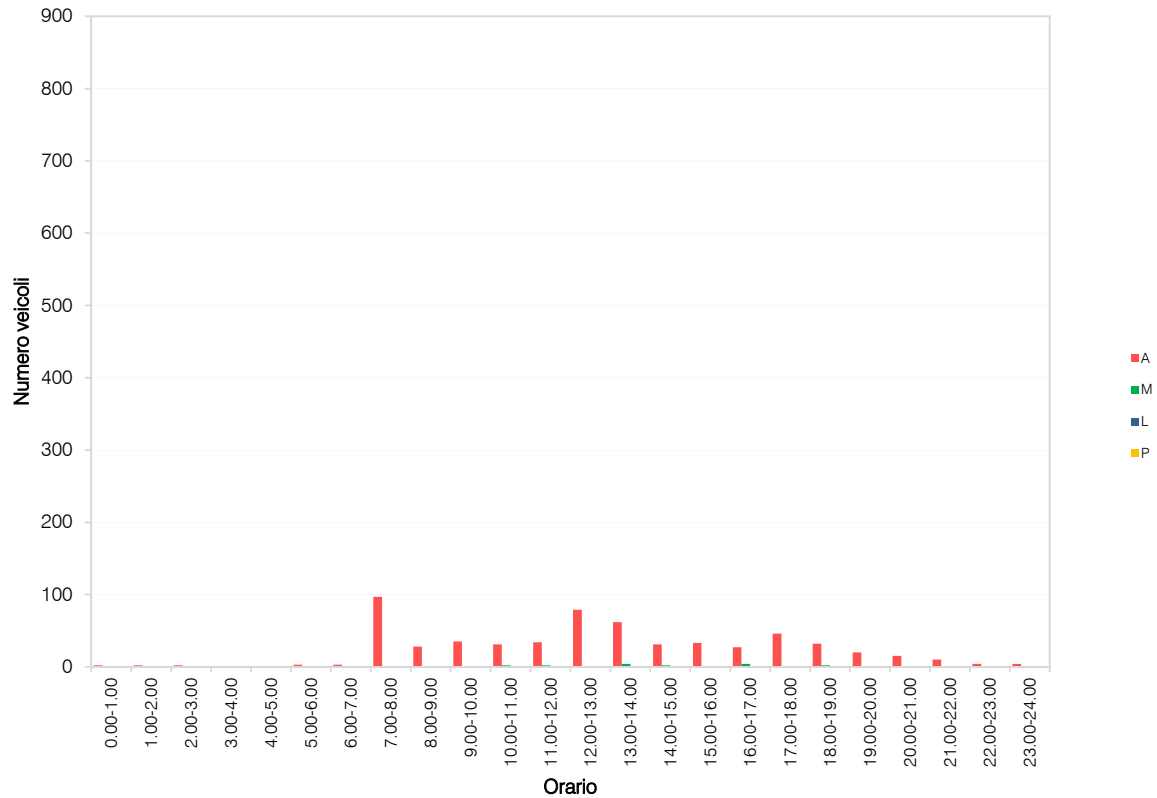
VOLUME DI TRAFFICO INTERVALLO TEMPORALE 60 min

sabato 21 gennaio 2017

	<i>A</i>	<i>M</i>	<i>L</i>	<i>P</i>	<i>veicoli totali</i>	<i>veicoli equivalenti orari</i>
0.00-1.00	2	0	0	0	2	2
1.00-2.00	2	0	0	0	2	2
2.00-3.00	2	0	0	0	2	2
3.00-4.00	0	0	0	0	0	0
4.00-5.00	1	0	0	0	1	1
5.00-6.00	3	0	0	0	3	3
6.00-7.00	3	0	0	0	3	3
7.00-8.00	97	1	0	0	98	98
8.00-9.00	28	0	0	0	28	28
9.00-10.00	35	0	1	0	36	37
10.00-11.00	31	2	0	0	33	32
11.00-12.00	34	2	0	0	36	35
12.00-13.00	79	0	1	1	81	83
13.00-14.00	62	4	0	0	66	64
14.00-15.00	31	2	0	0	33	32
15.00-16.00	33	0	0	0	33	33
16.00-17.00	27	4	0	0	31	29
17.00-18.00	46	1	0	0	47	47
18.00-19.00	32	2	0	0	34	33
19.00-20.00	20	1	0	0	21	21
20.00-21.00	15	0	0	0	15	15
21.00-22.00	10	0	0	0	10	10
22.00-23.00	4	0	0	0	4	4
23.00-24.00	4	0	0	0	4	4
					TOT	623
						618

ELABORAZIONI GRAFICHE

sabato 21 gennaio 2017



VOLUME DI TRAFFICO INTERVALLO TEMPORALE 15 min

domenica 22 gennaio 2017

	A	M	L	P	veicoli totali	Veic. eq.
0:00	0	0	0	0	0	0
0:15	2	0	0	0	2	2
0:30	1	0	0	0	1	1
0:45	2	0	0	0	2	2
1:00	0	0	0	0	0	0
1:15	1	0	0	0	1	1
1:30	0	0	0	0	0	0
1:45	0	0	0	0	0	0
2:00	0	0	0	0	0	0
2:15	0	0	0	0	0	0
2:30	0	0	0	0	0	0
2:45	0	0	0	0	0	0
3:00	0	0	0	0	0	0
3:15	0	0	0	0	0	0
3:30	2	0	0	0	2	2
3:45	0	0	0	0	0	0
4:00	0	0	0	0	0	0
4:15	1	0	0	0	1	1
4:30	0	0	0	0	0	0
4:45	0	0	0	0	0	0
5:00	0	0	0	0	0	0
5:15	0	0	0	0	0	0
5:30	0	0	0	0	0	0
5:45	0	0	0	0	0	0
6:00	0	0	0	0	0	0
6:15	0	0	0	0	0	0
6:30	2	0	0	0	2	2
6:45	0	0	0	0	0	0
7:00	1	0	0	0	1	1
7:15	4	0	0	0	4	4
7:30	3	0	0	0	3	3
7:45	0	0	0	0	0	0
8:00	1	1	0	0	2	2
8:15	0	0	0	0	0	0
8:30	4	0	0	0	4	4
8:45	0	0	0	0	0	0
9:00	5	0	0	0	5	5
9:15	4	0	0	0	4	4
9:30	5	0	0	0	5	5
9:45	6	1	0	0	7	7
10:00	3	0	0	0	3	3
10:15	6	0	0	0	6	6
10:30	5	0	0	0	5	5
10:45	3	0	0	0	3	3
11:00	8	1	0	0	9	9
11:15	13	1	0	0	14	14
11:30	4	0	0	0	4	4
11:45	7	0	0	0	7	7
12:00	2	0	0	0	2	2
12:15	0	0	0	0	0	0
12:30	0	0	0	0	0	0
12:45	0	0	0	0	0	0
13:00	0	0	0	0	0	0
13:15	0	0	0	0	0	0
13:30	0	0	0	0	0	0
13:45	0	0	0	0	0	0
14:00	0	0	0	0	0	0
14:15	0	0	0	0	0	0
14:30	0	0	0	0	0	0
14:45	0	0	0	0	0	0
15:00	0	0	0	0	0	0
15:15	0	0	0	0	0	0
15:30	0	0	0	0	0	0
15:45	0	0	0	0	0	0
16:00	0	0	0	0	0	0
16:15	0	0	0	0	0	0
16:30	0	0	0	0	0	0
16:45	0	0	0	0	0	0
17:00	0	0	0	0	0	0
17:15	0	0	0	0	0	0
17:30	0	0	0	0	0	0
17:45	0	0	1	0	1	2
18:00	0	0	0	0	0	0
18:15	0	0	0	0	0	0
18:30	0	0	0	0	0	0
18:45	0	0	0	0	0	0
19:00	0	0	0	0	0	0
19:15	0	0	0	0	0	0
19:30	0	0	0	0	0	0
19:45	0	0	0	0	0	0
20:00	0	0	0	0	0	0
20:15	0	0	0	0	0	0
20:30	0	0	0	0	0	0
20:45	0	0	0	0	0	0
21:00	0	0	0	0	0	0
21:15	0	0	0	0	0	0
21:30	0	0	0	0	0	0
21:45	0	0	0	0	0	0
22:00	0	0	0	0	0	0
22:15	0	0	0	0	0	0
22:30	0	0	0	0	0	0
22:45	0	0	0	0	0	0
23:00	0	0	0	0	0	0
23:15	0	0	0	0	0	0
23:30	0	0	0	0	0	0
23:45	0	0	0	0	0	0

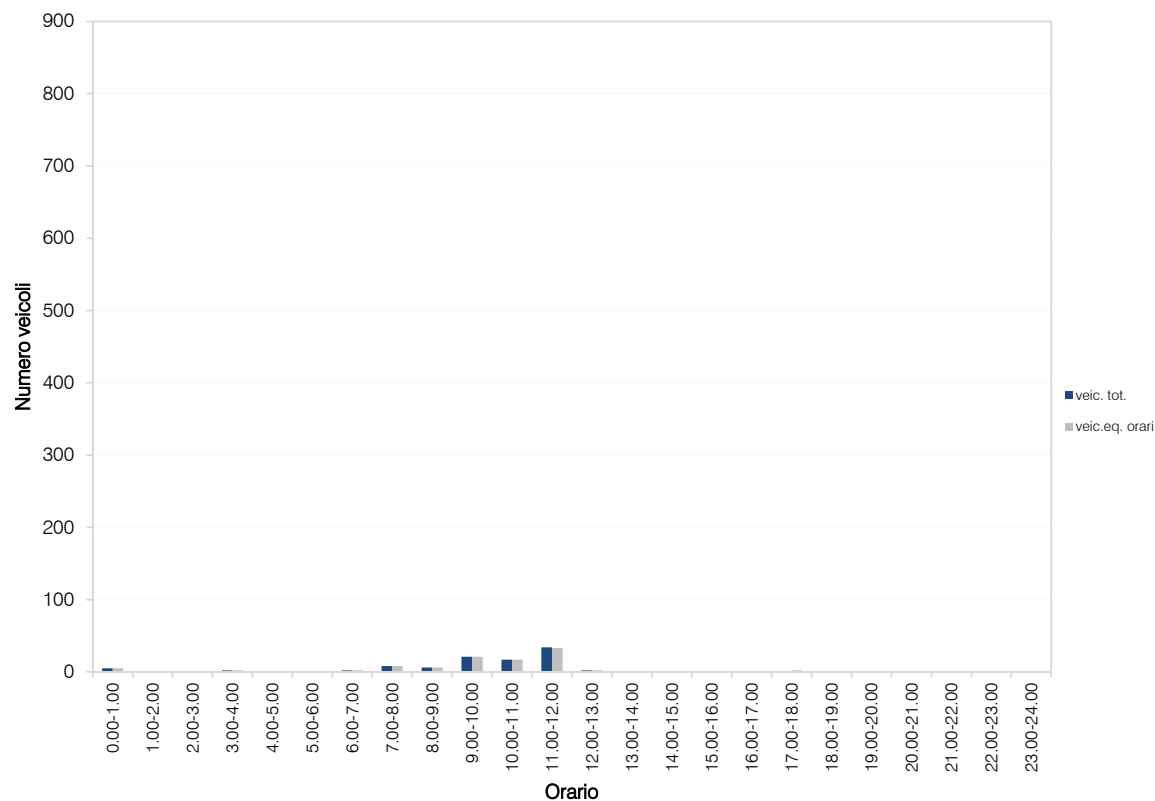
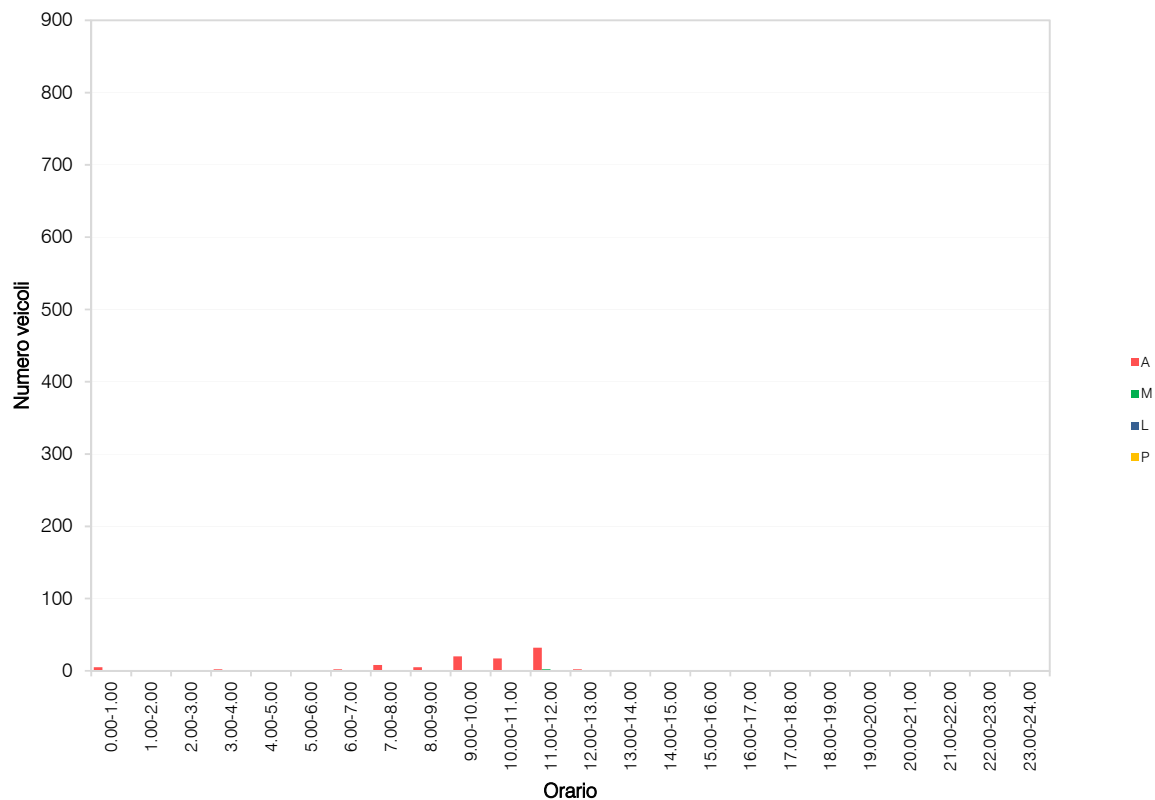
VOLUME DI TRAFFICO INTERVALLO TEMPORALE 60 min

domenica 22 gennaio 2017

	<i>A</i>	<i>M</i>	<i>L</i>	<i>P</i>	<i>veicoli totali</i>	<i>veicoli equivalenti orari</i>
0.00-1.00	5	0	0	0	5	5
1.00-2.00	1	0	0	0	1	1
2.00-3.00	0	0	0	0	0	0
3.00-4.00	2	0	0	0	2	2
4.00-5.00	1	0	0	0	1	1
5.00-6.00	0	0	0	0	0	0
6.00-7.00	2	0	0	0	2	2
7.00-8.00	8	0	0	0	8	8
8.00-9.00	5	1	0	0	6	6
9.00-10.00	20	1	0	0	21	21
10.00-11.00	17	0	0	0	17	17
11.00-12.00	32	2	0	0	34	33
12.00-13.00	2	0	0	0	2	2
13.00-14.00	0	0	0	0	0	0
14.00-15.00	0	0	0	0	0	0
15.00-16.00	0	0	0	0	0	0
16.00-17.00	0	0	0	0	0	0
17.00-18.00	0	0	1	0	1	2
18.00-19.00	0	0	0	0	0	0
19.00-20.00	0	0	0	0	0	0
20.00-21.00	0	0	0	0	0	0
21.00-22.00	0	0	0	0	0	0
22.00-23.00	0	0	0	0	0	0
23.00-24.00	0	0	0	0	0	0
					TOT	100
						100

ELABORAZIONI GRAFICHE

domenica 22 gennaio 2017



RILIEVI AUTOMATICI: RADAR 6

DATI GENERALI

Via Bellini, dir. est

Giorni di rilievo

4 giorni compresi tra giovedì 19 gennaio e domenica 22 gennaio



VOLUME DI TRAFFICO INTERVALLO TEMPORALE 15 min

giovedì 19 gennaio 2017

	A	M	L	P	veicoli totali	Veic. eq.
0:00	3	0	0	0	3	3
0:15	1	0	0	0	1	1
0:30	0	0	0	0	0	0
0:45	0	0	0	0	0	0
1:00	0	0	0	0	0	0
1:15	0	0	0	0	0	0
1:30	0	0	0	0	0	0
1:45	0	0	0	0	0	0
2:00	0	0	0	0	0	0
2:15	0	0	0	0	0	0
2:30	0	0	0	0	0	0
2:45	0	0	0	0	0	0
3:00	0	0	0	0	0	0
3:15	0	0	0	0	0	0
3:30	0	0	0	0	0	0
3:45	0	0	0	0	0	0
4:00	0	0	0	0	0	0
4:15	0	0	0	0	0	0
4:30	0	0	0	0	0	0
4:45	0	0	0	0	0	0
5:00	1	0	0	0	1	1
5:15	0	0	0	0	0	0
5:30	0	0	0	0	0	0
5:45	0	0	0	0	0	0
6:00	0	0	0	0	0	0
6:15	1	0	0	0	1	1
6:30	1	0	0	0	1	1
6:45	2	1	0	0	3	3
7:00	4	0	0	0	4	4
7:15	1	0	0	0	1	1
7:30	7	1	0	0	8	8
7:45	10	1	0	0	11	11
8:00	8	1	0	0	9	9
8:15	5	1	1	0	7	7
8:30	5	0	0	0	5	5
8:45	5	0	0	0	5	5
9:00	2	0	1	0	3	4
9:15	0	0	0	0	0	0
9:30	2	0	0	0	2	2
9:45	2	0	1	0	3	4
10:00	5	0	0	0	5	5
10:15	9	0	1	0	10	11
10:30	3	0	0	0	3	3
10:45	2	0	0	0	2	2
11:00	5	0	1	0	6	7
11:15	6	1	1	0	8	8
11:30	2	0	0	0	2	2
11:45	11	1	1	0	13	13
12:00	6	0	0	0	6	6
12:15	7	0	1	0	8	9
12:30	4	0	1	0	5	6
12:45	7	0	0	0	7	7
13:00	9	0	0	0	9	9
13:15	5	1	0	0	6	6
13:30	7	0	0	0	7	7
13:45	8	0	0	0	8	8
14:00	2	0	0	0	2	2
14:15	4	0	0	0	4	4
14:30	6	0	0	0	6	6
14:45	7	0	0	0	7	7
15:00	4	0	0	0	4	4
15:15	1	1	0	0	2	2
15:30	7	1	0	0	8	8
15:45	10	1	0	0	11	11
16:00	10	0	0	0	10	10
16:15	6	0	1	0	7	8
16:30	9	0	0	0	9	9
16:45	4	1	0	0	5	5
17:00	4	0	1	0	5	6
17:15	7	1	1	0	9	9
17:30	9	0	0	0	9	9
17:45	10	0	0	0	10	10
18:00	3	1	1	0	5	5
18:15	7	0	1	0	8	9
18:30	12	0	1	0	13	14
18:45	15	1	0	0	16	16
19:00	13	0	0	0	13	13
19:15	9	1	1	0	11	11
19:30	17	0	0	0	17	17
19:45	4	0	0	0	4	4
20:00	4	1	0	0	5	5
20:15	3	0	0	0	3	3
20:30	3	0	0	0	3	3
20:45	5	0	0	0	5	5
21:00	5	0	1	0	6	7
21:15	1	0	0	0	1	1
21:30	2	0	0	0	2	2
21:45	0	0	0	0	0	0
22:00	3	0	0	0	3	3
22:15	5	0	0	0	5	5
22:30	4	0	0	0	4	4
22:45	0	0	0	0	0	0
23:00	0	0	0	0	0	0
23:15	0	0	0	0	0	0
23:30	0	0	0	0	0	0
23:45	0	0	0	0	0	0

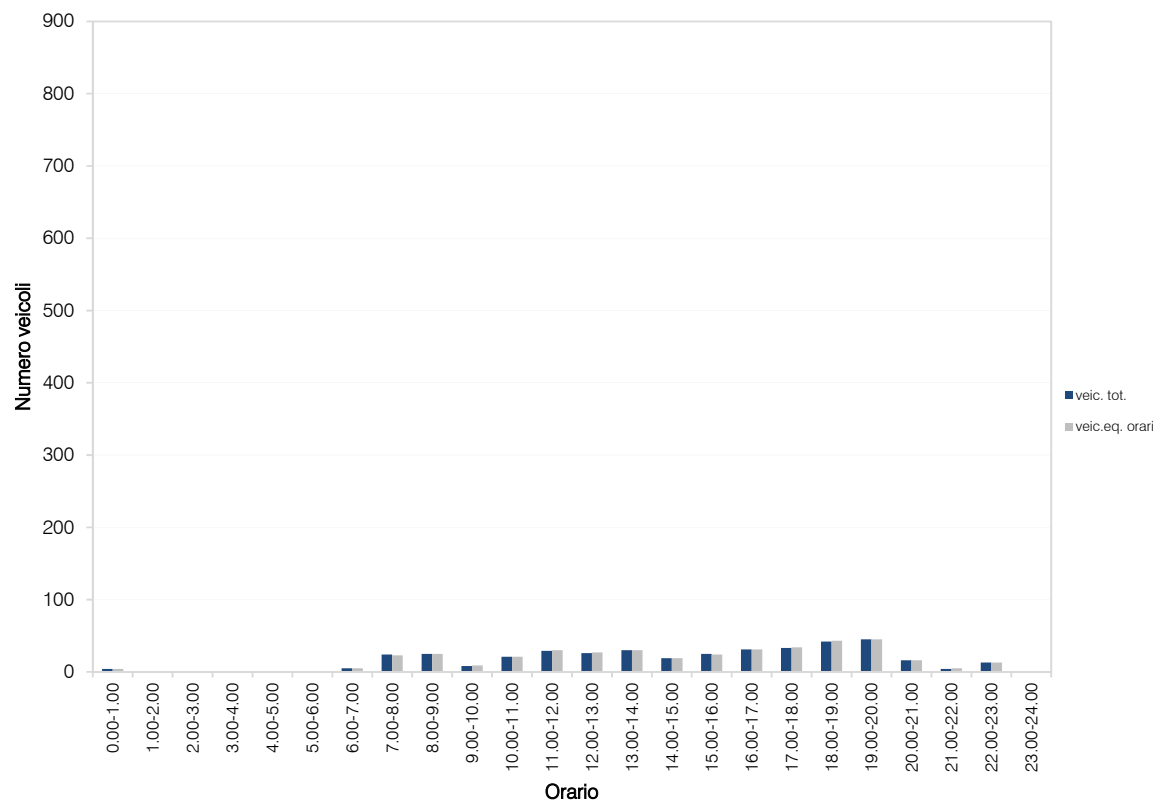
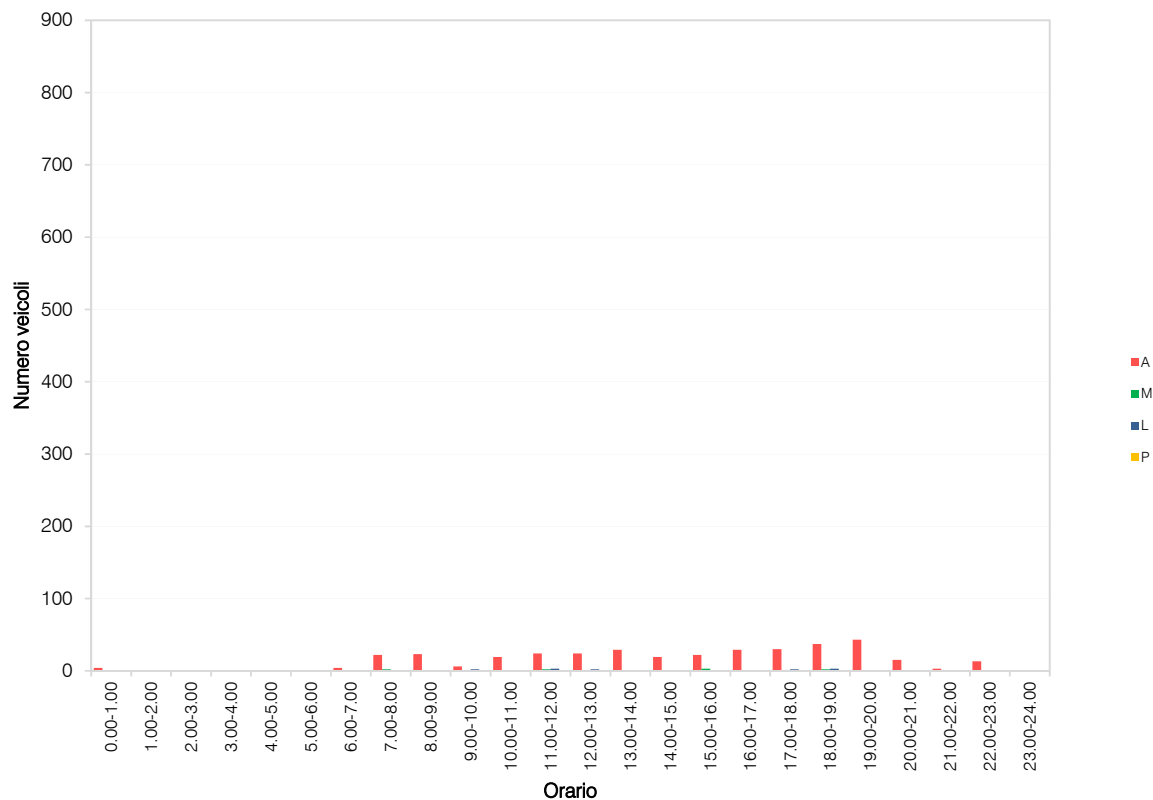
VOLUME DI TRAFFICO INTERVALLO TEMPORALE 60 min

giovedì 19 gennaio 2017

	<i>A</i>	<i>M</i>	<i>L</i>	<i>P</i>	<i>veicoli totali</i>	<i>veicoli equivalenti orari</i>
0.00-1.00	4	0	0	0	4	4
1.00-2.00	0	0	0	0	0	0
2.00-3.00	0	0	0	0	0	0
3.00-4.00	0	0	0	0	0	0
4.00-5.00	0	0	0	0	0	0
5.00-6.00	1	0	0	0	1	1
6.00-7.00	4	1	0	0	5	5
7.00-8.00	22	2	0	0	24	23
8.00-9.00	23	1	1	0	25	25
9.00-10.00	6	0	2	0	8	9
10.00-11.00	19	1	1	0	21	21
11.00-12.00	24	2	3	0	29	30
12.00-13.00	24	0	2	0	26	27
13.00-14.00	29	1	0	0	30	30
14.00-15.00	19	0	0	0	19	19
15.00-16.00	22	3	0	0	25	24
16.00-17.00	29	1	1	0	31	31
17.00-18.00	30	1	2	0	33	34
18.00-19.00	37	2	3	0	42	43
19.00-20.00	43	1	1	0	45	45
20.00-21.00	15	1	0	0	16	16
21.00-22.00	3	0	1	0	4	5
22.00-23.00	13	0	0	0	13	13
23.00-24.00	0	0	0	0	0	0
					TOT	401
						405

ELABORAZIONI GRAFICHE

giovedì 19 gennaio 2017



VOLUME DI TRAFFICO INTERVALLO TEMPORALE 15 min

venerdì 20 gennaio 2017

	A	M	L	P	veicoli totali	Veic. eq.
0:00	0	0	0	0	0	0
0:15	0	0	0	0	0	0
0:30	0	0	0	0	0	0
0:45	1	0	0	0	1	1
1:00	0	0	0	0	0	0
1:15	0	0	0	0	0	0
1:30	0	0	0	0	0	0
1:45	0	0	0	0	0	0
2:00	0	0	0	0	0	0
2:15	0	0	1	0	1	2
2:30	0	0	0	0	0	0
2:45	0	0	0	0	0	0
3:00	0	0	0	0	0	0
3:15	0	0	0	0	0	0
3:30	0	0	0	0	0	0
3:45	0	0	0	0	0	0
4:00	0	0	0	0	0	0
4:15	0	0	0	0	0	0
4:30	0	0	0	0	0	0
4:45	0	0	0	0	0	0
5:00	0	0	0	0	0	0
5:15	0	0	0	0	0	0
5:30	0	0	0	0	0	0
5:45	0	0	0	0	0	0
6:00	0	0	0	0	0	0
6:15	0	0	0	0	0	0
6:30	3	0	0	0	3	3
6:45	1	1	0	0	2	2
7:00	3	0	0	0	3	3
7:15	0	0	0	0	0	0
7:30	10	0	0	0	10	10
7:45	19	2	0	0	21	20
8:00	12	1	1	0	14	14
8:15	3	0	0	0	3	3
8:30	1	0	1	0	2	3
8:45	8	0	0	0	8	8
9:00	2	0	0	0	2	2
9:15	3	0	0	1	4	5
9:30	1	0	1	0	2	3
9:45	2	0	0	1	3	4
10:00	2	1	0	0	3	3
10:15	3	0	0	0	3	3
10:30	3	0	1	0	4	4
10:45	2	0	0	0	3	4
11:00	6	0	0	0	6	6
11:15	1	0	0	0	1	1
11:30	4	0	0	0	4	4
11:45	7	0	0	0	7	7
12:00	7	1	0	0	8	8
12:15	5	0	0	0	5	5
12:30	7	0	0	0	7	7
12:45	14	1	0	0	15	15
13:00	8	0	0	0	8	8
13:15	7	0	0	1	8	7
13:30	3	0	1	0	4	5
13:45	2	0	0	0	2	2
14:00	10	1	0	1	12	13
14:15	7	0	0	0	7	7
14:30	3	0	0	0	3	3
14:45	9	0	0	0	9	9
15:00	10	0	0	0	10	10
15:15	5	1	0	0	6	6
15:30	9	0	0	1	10	11
15:45	10	0	0	0	10	10
16:00	5	1	0	0	6	6
16:15	14	0	0	0	14	14
16:30	12	0	2	0	14	15
16:45	11	0	0	0	11	11
17:00	4	0	0	0	4	4
17:15	7	1	0	1	9	10
17:30	12	0	0	0	12	12
17:45	12	1	0	0	13	13
18:00	15	0	2	0	17	18
18:15	6	0	0	0	6	6
18:30	15	0	0	0	15	15
18:45	13	0	0	0	13	13
19:00	7	0	0	0	7	7
19:15	3	0	0	0	3	3
19:30	13	0	1	0	14	15
19:45	7	0	0	0	7	7
20:00	8	0	0	0	8	8
20:15	5	0	1	0	5	5
20:30	4	0	1	0	5	6
20:45	5	0	0	0	5	5
21:00	3	1	0	0	4	4
21:15	1	0	0	0	1	1
21:30	5	0	1	0	6	7
21:45	0	0	0	0	0	0
22:00	4	1	0	0	5	5
22:15	0	0	0	0	0	0
22:30	0	0	1	0	1	2
22:45	4	0	0	0	4	4
23:00	3	0	0	0	3	3
23:15	1	0	0	0	1	1
23:30	2	0	0	0	2	2
23:45	2	0	0	0	2	2

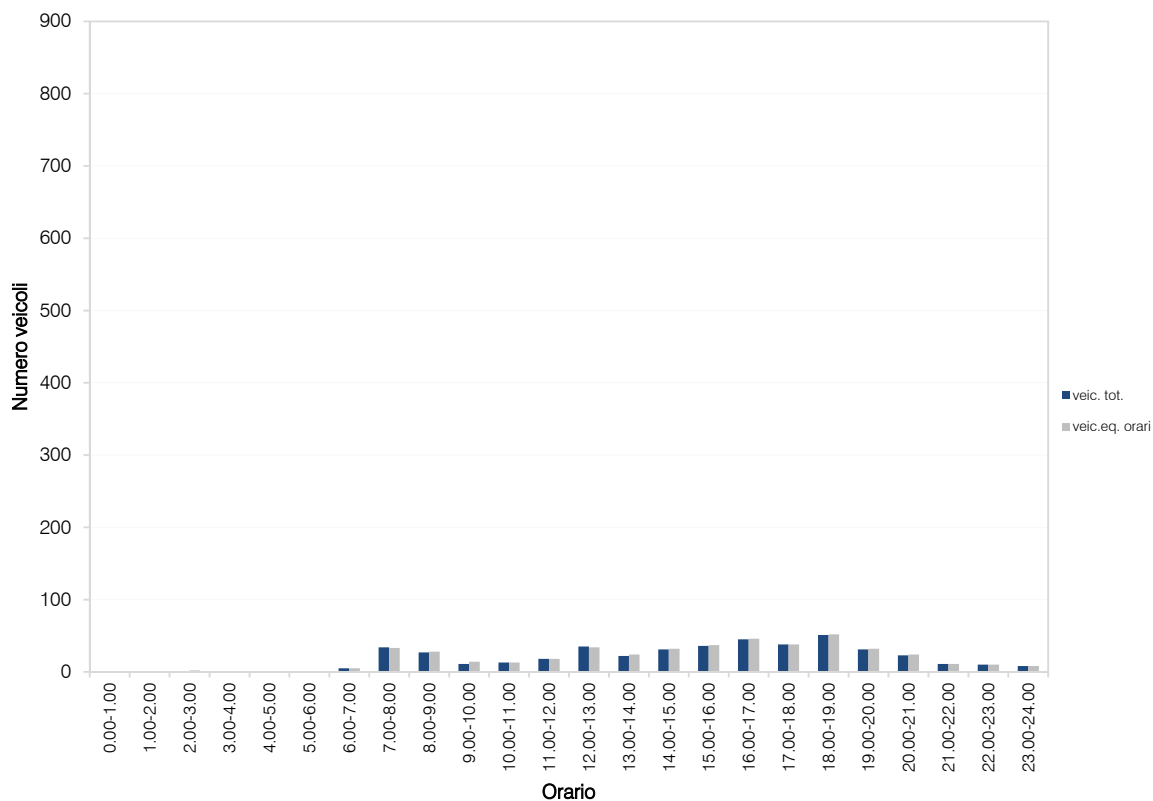
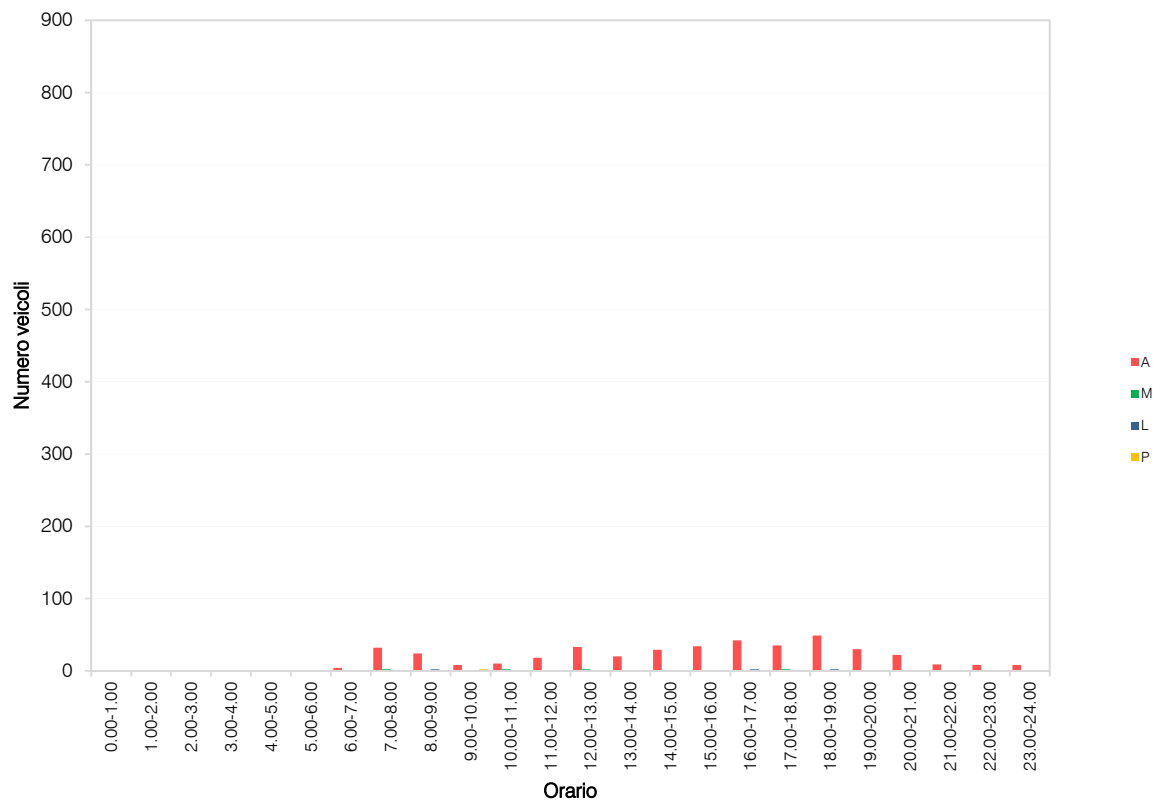
VOLUME DI TRAFFICO INTERVALLO TEMPORALE 60 min

venerdì 20 gennaio 2017

	<i>A</i>	<i>M</i>	<i>L</i>	<i>P</i>	<i>veicoli totali</i>	<i>veicoli equivalenti orari</i>
0.00-1.00	1	0	0	0	1	1
1.00-2.00	0	0	0	0	0	0
2.00-3.00	0	0	1	0	1	2
3.00-4.00	0	0	0	0	0	0
4.00-5.00	0	0	0	0	0	0
5.00-6.00	0	0	0	0	0	0
6.00-7.00	4	1	0	0	5	5
7.00-8.00	32	2	0	0	34	33
8.00-9.00	24	1	2	0	27	28
9.00-10.00	8	0	1	2	11	14
10.00-11.00	10	2	1	0	13	13
11.00-12.00	18	0	0	0	18	18
12.00-13.00	33	2	0	0	35	34
13.00-14.00	20	0	1	1	22	24
14.00-15.00	29	1	0	1	31	32
15.00-16.00	34	1	0	1	36	37
16.00-17.00	42	1	2	0	45	46
17.00-18.00	35	2	0	1	38	38
18.00-19.00	49	0	2	0	51	52
19.00-20.00	30	0	1	0	31	32
20.00-21.00	22	0	1	0	23	24
21.00-22.00	9	1	1	0	11	11
22.00-23.00	8	1	1	0	10	10
23.00-24.00	8	0	0	0	8	8
					TOT	451
						462

ELABORAZIONI GRAFICHE

venerdì 20 gennaio 2017



VOLUME DI TRAFFICO INTERVALLO TEMPORALE 15 min

sabato 21 gennaio 2017

	A	M	L	P	veicoli totali	Veic. eq.
0:00	0	0	0	0	0	0
0:15	1	0	0	0	1	1
0:30	0	0	0	0	0	0
0:45	0	0	0	0	0	0
1:00	0	0	0	0	0	0
1:15	0	0	0	0	0	0
1:30	0	0	0	0	0	0
1:45	0	0	0	0	0	0
2:00	0	0	0	0	0	0
2:15	1	0	0	0	1	1
2:30	1	0	0	0	1	1
2:45	0	0	0	0	0	0
3:00	0	0	0	0	0	0
3:15	0	0	0	0	0	0
3:30	0	0	0	0	0	0
3:45	0	0	0	0	0	0
4:00	0	0	0	0	0	0
4:15	0	0	0	0	0	0
4:30	0	0	0	0	0	0
4:45	0	0	0	0	0	0
5:00	0	0	0	0	0	0
5:15	0	0	0	0	0	0
5:30	2	0	0	0	2	2
5:45	0	0	0	0	0	0
6:00	0	0	0	0	0	0
6:15	0	0	0	0	0	0
6:30	2	0	0	0	2	2
6:45	0	0	0	0	0	0
7:00	0	0	0	0	0	0
7:15	1	0	0	0	1	1
7:30	6	0	0	0	6	6
7:45	12	1	0	0	13	13
8:00	3	1	0	0	4	4
8:15	3	0	0	0	3	3
8:30	2	0	0	0	2	2
8:45	6	0	0	0	6	6
9:00	2	0	0	0	2	2
9:15	0	0	0	0	0	0
9:30	1	1	1	1	4	5
9:45	3	0	0	0	3	3
10:00	1	0	0	0	1	1
10:15	2	0	0	0	2	2
10:30	2	1	0	0	3	4
10:45	2	1	0	0	3	4
11:00	6	1	0	0	7	8
11:15	3	0	0	0	3	3
11:30	3	0	0	0	3	3
11:45	8	0	0	0	8	8
12:00	8	0	0	0	8	8
12:15	3	1	0	0	4	4
12:30	5	0	0	0	5	5
12:45	13	0	1	0	14	15
13:00	14	2	0	0	16	17
13:15	1	0	0	0	1	1
13:30	5	1	0	0	6	6
13:45	2	0	0	0	2	2
14:00	0	1	0	0	1	1
14:15	7	1	0	0	8	8
14:30	8	0	0	0	8	8
14:45	5	0	0	0	5	5
15:00	3	1	0	0	4	4
15:15	4	0	0	0	4	4
15:30	4	0	0	0	4	4
15:45	4	1	0	0	5	5
16:00	8	0	0	0	8	8
16:15	1	0	0	0	1	1
16:30	3	1	0	0	4	4
16:45	4	0	0	0	4	4
17:00	4	2	0	0	6	6
17:15	4	0	0	0	4	4
17:30	3	0	0	0	3	3
17:45	4	0	0	0	4	4
18:00	5	0	0	0	5	5
18:15	6	1	0	0	7	7
18:30	4	0	0	0	4	4
18:45	5	0	0	0	5	5
19:00	5	0	0	0	5	5
19:15	7	0	1	0	8	9
19:30	4	0	0	0	4	4
19:45	5	0	0	0	5	5
20:00	2	0	0	0	2	2
20:15	3	0	0	0	3	3
20:30	1	0	0	0	1	1
20:45	2	0	0	0	2	2
21:00	2	0	0	0	2	2
21:15	0	0	0	0	0	0
21:30	2	1	0	0	3	3
21:45	5	0	0	0	5	5
22:00	1	0	0	0	1	1
22:15	0	0	0	0	0	0
22:30	1	0	0	0	1	1
22:45	0	0	0	0	0	0
23:00	1	0	0	0	1	1
23:15	0	0	0	0	0	0
23:30	1	0	0	0	1	1
23:45	0	0	0	0	0	0

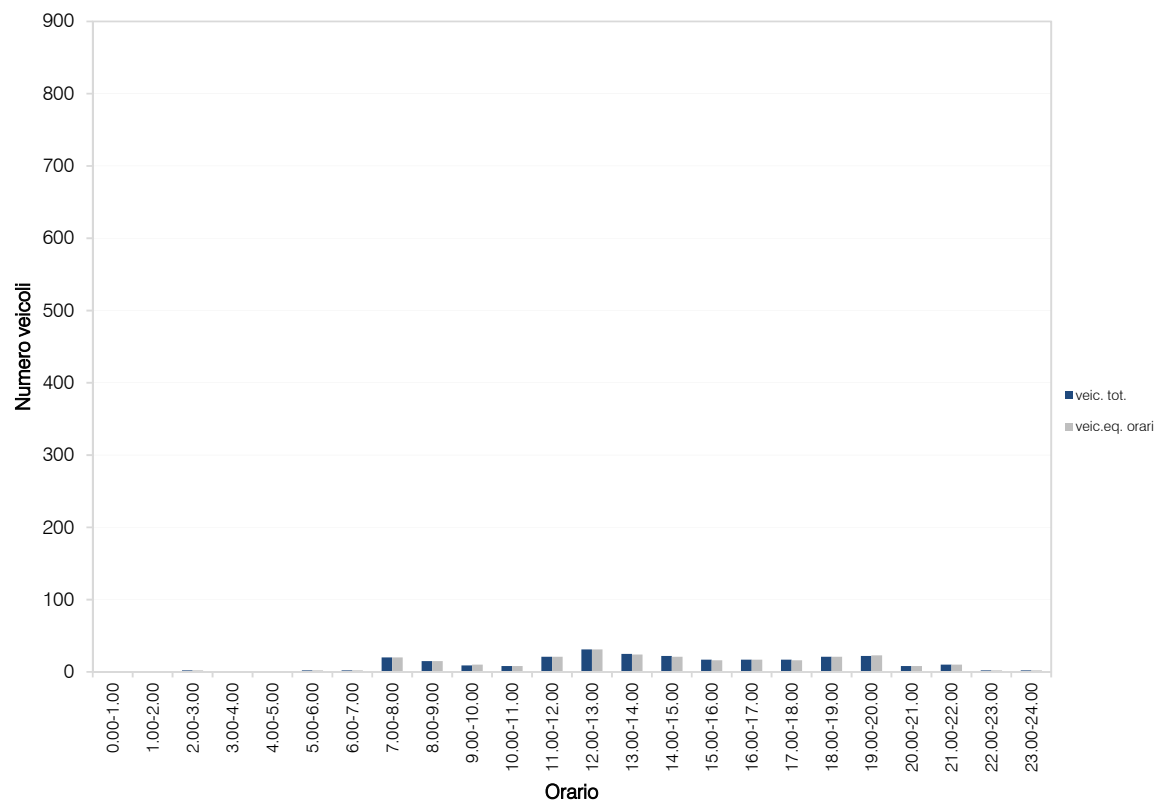
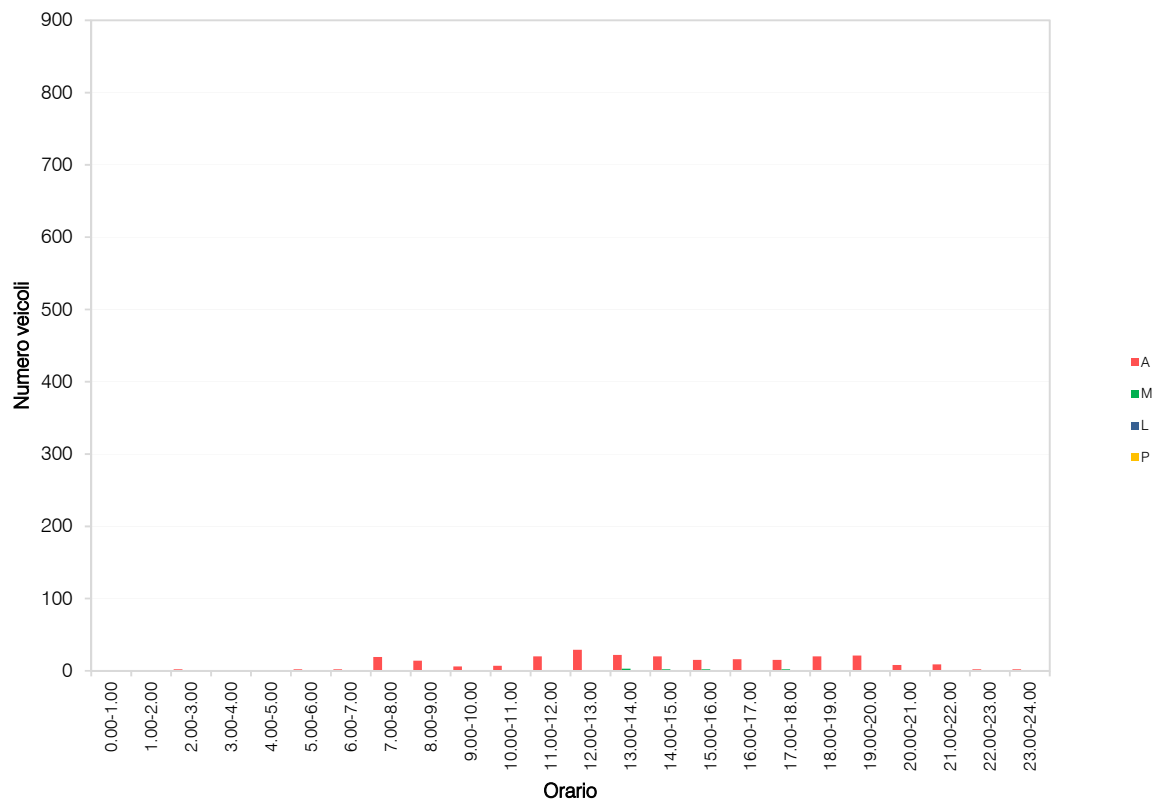
VOLUME DI TRAFFICO INTERVALLO TEMPORALE 60 min

sabato 21 gennaio 2017

	<i>A</i>	<i>M</i>	<i>L</i>	<i>P</i>	<i>veicoli totali</i>	<i>veicoli equivalenti orari</i>
0.00-1.00	1	0	0	0	1	1
1.00-2.00	0	0	0	0	0	0
2.00-3.00	2	0	0	0	2	2
3.00-4.00	0	0	0	0	0	0
4.00-5.00	0	0	0	0	0	0
5.00-6.00	2	0	0	0	2	2
6.00-7.00	2	0	0	0	2	2
7.00-8.00	19	1	0	0	20	20
8.00-9.00	14	1	0	0	15	15
9.00-10.00	6	1	1	1	9	10
10.00-11.00	7	1	0	0	8	8
11.00-12.00	20	1	0	0	21	21
12.00-13.00	29	1	1	0	31	31
13.00-14.00	22	3	0	0	25	24
14.00-15.00	20	2	0	0	22	21
15.00-16.00	15	2	0	0	17	16
16.00-17.00	16	1	0	0	17	17
17.00-18.00	15	2	0	0	17	16
18.00-19.00	20	1	0	0	21	21
19.00-20.00	21	0	1	0	22	23
20.00-21.00	8	0	0	0	8	8
21.00-22.00	9	1	0	0	10	10
22.00-23.00	2	0	0	0	2	2
23.00-24.00	2	0	0	0	2	2
					TOT	274
						272

ELABORAZIONI GRAFICHE

sabato 21 gennaio 2017



VOLUME DI TRAFFICO INTERVALLO TEMPORALE 15 min

domenica 22 gennaio 2017

	A	M	L	P	veicoli totali	Veic. eq.
0:00	1	0	0	0	1	1
0:15	2	0	0	0	2	2
0:30	1	0	0	0	1	1
0:45	2	0	0	0	2	2
1:00	1	0	0	0	1	1
1:15	1	0	0	0	1	1
1:30	0	0	0	0	0	0
1:45	1	0	0	0	1	1
2:00	1	0	0	0	1	1
2:15	0	0	0	0	0	0
2:30	0	0	0	0	0	0
2:45	1	0	0	0	1	1
3:00	1	0	0	0	1	1
3:15	0	0	0	0	0	0
3:30	1	0	0	0	1	1
3:45	1	0	0	0	1	1
4:00	0	0	0	0	0	0
4:15	1	0	0	0	1	1
4:30	0	0	0	0	0	0
4:45	0	0	0	0	0	0
5:00	0	0	0	0	0	0
5:15	0	0	0	0	0	0
5:30	0	0	0	0	0	0
5:45	0	0	0	0	0	0
6:00	1	0	0	0	1	1
6:15	1	0	0	0	1	1
6:30	0	0	0	0	0	0
6:45	0	0	0	0	0	0
7:00	0	0	0	0	0	0
7:15	2	0	0	0	2	2
7:30	2	0	0	0	2	2
7:45	0	0	0	0	0	0
8:00	0	0	0	0	0	0
8:15	1	0	0	0	1	1
8:30	0	0	0	0	0	0
8:45	0	0	0	0	0	0
9:00	1	0	0	0	1	1
9:15	0	0	0	0	0	0
9:30	1	0	0	0	1	1
9:45	4	0	0	0	4	4
10:00	2	1	0	0	3	3
10:15	0	0	0	0	0	0
10:30	2	0	0	0	2	2
10:45	2	0	0	0	2	2
11:00	3	1	0	0	4	4
11:15	5	1	0	0	6	6
11:30	4	0	0	0	4	4
11:45	3	0	0	0	3	3
12:00	2	0	0	0	2	2
12:15	3	0	0	0	3	3
12:30	2	0	0	0	2	2
12:45	1	0	0	0	1	1
13:00	1	0	0	0	1	1
13:15	1	0	0	0	1	1
13:30	1	0	0	0	1	1
13:45	2	0	0	0	2	2
14:00	0	0	0	0	0	0
14:15	0	0	0	0	0	0
14:30	4	0	0	0	4	4
14:45	3	1	0	0	4	4
15:00	1	0	0	0	1	1
15:15	3	0	0	0	3	3
15:30	1	0	0	0	1	1
15:45	4	0	0	0	4	4
16:00	5	0	0	0	5	5
16:15	3	0	0	0	3	3
16:30	3	0	0	0	3	3
16:45	4	0	0	0	4	4
17:00	1	0	0	0	1	1
17:15	3	0	0	0	3	3
17:30	3	0	0	0	3	3
17:45	5	0	0	0	5	5
18:00	3	0	0	0	3	3
18:15	2	0	0	0	2	2
18:30	3	0	0	0	3	3
18:45	2	0	0	0	2	2
19:00	1	0	0	0	1	1
19:15	0	0	0	0	0	0
19:30	1	0	0	0	1	1
19:45	3	0	0	0	3	3
20:00	2	0	0	0	2	2
20:15	1	0	0	0	1	1
20:30	1	0	0	0	1	1
20:45	1	0	0	0	1	1
21:00	0	0	0	0	0	0
21:15	0	0	0	0	0	0
21:30	0	0	0	0	0	0
21:45	1	0	0	0	1	1
22:00	0	0	0	0	0	0
22:15	0	0	0	0	0	0
22:30	1	0	0	0	1	1
22:45	0	0	0	0	0	0
23:00	0	0	0	0	0	0
23:15	0	0	0	0	0	0
23:30	0	0	0	0	0	0
23:45	0	0	0	0	0	0

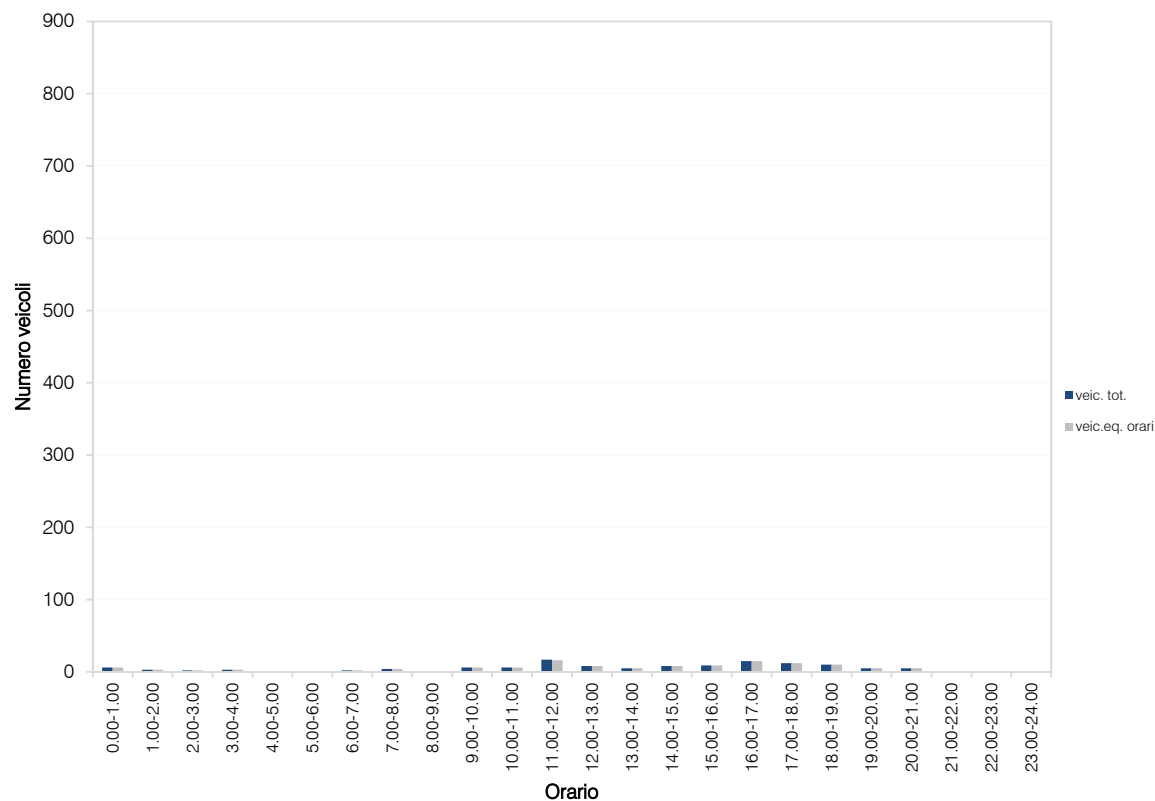
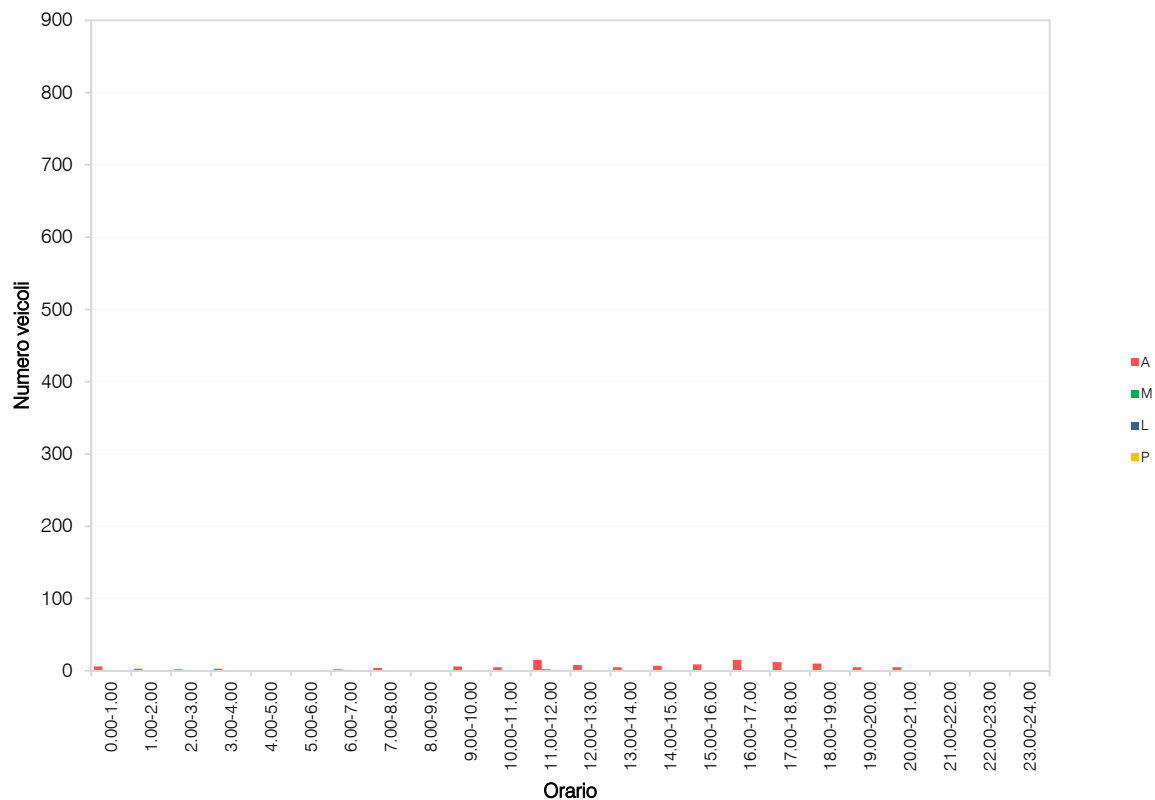
VOLUME DI TRAFFICO INTERVALLO TEMPORALE 60 min

domenica 22 gennaio 2017

	<i>A</i>	<i>M</i>	<i>L</i>	<i>P</i>	<i>veicoli totali</i>	<i>veicoli equivalenti orari</i>
0.00-1.00	6	0	0	0	6	6
1.00-2.00	3	0	0	0	3	3
2.00-3.00	2	0	0	0	2	2
3.00-4.00	3	0	0	0	3	3
4.00-5.00	1	0	0	0	1	1
5.00-6.00	0	0	0	0	0	0
6.00-7.00	2	0	0	0	2	2
7.00-8.00	4	0	0	0	4	4
8.00-9.00	1	0	0	0	1	1
9.00-10.00	6	0	0	0	6	6
10.00-11.00	5	1	0	0	6	6
11.00-12.00	15	2	0	0	17	16
12.00-13.00	8	0	0	0	8	8
13.00-14.00	5	0	0	0	5	5
14.00-15.00	7	1	0	0	8	8
15.00-16.00	9	0	0	0	9	9
16.00-17.00	15	0	0	0	15	15
17.00-18.00	12	0	0	0	12	12
18.00-19.00	10	0	0	0	10	10
19.00-20.00	5	0	0	0	5	5
20.00-21.00	5	0	0	0	5	5
21.00-22.00	1	0	0	0	1	1
22.00-23.00	1	0	0	0	1	1
23.00-24.00	0	0	0	0	0	0
					TOT	130
						129

ELABORAZIONI GRAFICHE

domenica 22 gennaio 2017



RILIEVI AUTOMATICI: RADAR 7

DATI GENERALI

Via Cimarosa, dir. ovest

Giorni di rilievo

4 giorni compresi tra giovedì 19 gennaio e domenica 22 gennaio



VOLUME DI TRAFFICO INTERVALLO TEMPORALE 15 min

giovedì 19 gennaio 2017

	A	M	L	P	veicoli totali	Veic. eq.
0:00	0	0	0	0	0	0
0:15	1	0	0	0	1	1
0:30	0	0	0	0	0	0
0:45	0	0	0	0	0	0
1:00	0	0	0	0	0	0
1:15	0	0	0	0	0	0
1:30	0	0	0	0	0	0
1:45	0	0	0	0	0	0
2:00	0	0	0	0	0	0
2:15	0	0	0	0	0	0
2:30	0	0	0	0	0	0
2:45	0	0	0	0	0	0
3:00	1	0	0	0	1	1
3:15	0	0	0	0	0	0
3:30	0	0	0	0	0	0
3:45	0	0	0	0	0	0
4:00	0	0	0	0	0	0
4:15	0	0	0	0	0	0
4:30	0	0	0	0	0	0
4:45	0	0	0	0	0	0
5:00	0	0	0	0	0	0
5:15	1	0	0	0	1	1
5:30	0	0	0	0	0	0
5:45	0	0	0	0	0	0
6:00	1	0	0	0	1	1
6:15	1	0	0	0	1	1
6:30	2	0	0	0	2	2
6:45	1	0	0	0	1	1
7:00	3	0	0	0	3	3
7:15	5	0	0	0	5	5
7:30	24	0	1	0	25	26
7:45	62	0	2	0	64	65
8:00	41	2	1	0	44	44
8:15	7	1	0	0	8	8
8:30	8	1	1	0	9	10
8:45	17	0	0	0	17	17
9:00	7	0	0	0	7	7
9:15	5	0	0	0	5	5
9:30	4	1	0	0	5	5
9:45	10	0	0	0	10	10
10:00	6	0	0	0	6	6
10:15	5	0	0	0	5	5
10:30	6	0	0	0	6	6
10:45	11	0	0	0	11	11
11:00	12	0	0	0	12	12
11:15	8	0	0	0	8	8
11:30	6	0	0	0	6	6
11:45	14	1	0	0	15	15
12:00	16	0	0	0	16	16
12:15	12	0	0	0	12	12
12:30	10	0	0	0	10	10
12:45	12	0	1	0	13	14
13:00	27	0	1	0	28	29
13:15	14	0	1	0	15	16
13:30	14	0	0	0	14	14
13:45	25	0	0	0	25	25
14:00	17	0	0	0	17	17
14:15	7	1	0	0	8	8
14:30	19	0	0	0	19	19
14:45	9	0	0	0	9	9
15:00	14	0	0	0	14	14
15:15	6	0	0	0	6	6
15:30	18	0	0	0	18	18
15:45	17	0	0	0	17	17
16:00	12	0	1	0	12	12
16:15	15	0	1	0	16	17
16:30	24	0	1	0	25	26
16:45	13	0	0	0	13	13
17:00	11	0	0	0	11	11
17:15	9	1	0	0	10	10
17:30	14	0	0	0	14	14
17:45	20	0	0	0	20	20
18:00	23	0	0	0	23	23
18:15	14	0	0	0	14	14
18:30	32	0	1	0	33	34
18:45	14	0	0	0	14	14
19:00	15	0	0	0	15	15
19:15	5	0	1	0	6	6
19:30	15	0	1	0	16	17
19:45	10	0	1	0	11	12
20:00	6	0	0	0	6	6
20:15	8	0	0	0	8	8
20:30	17	0	0	0	17	17
20:45	6	0	0	0	6	6
21:00	5	0	0	0	5	5
21:15	2	0	0	0	2	2
21:30	7	0	0	0	7	7
21:45	0	0	0	0	0	0
22:00	2	0	0	0	2	2
22:15	3	0	0	0	3	3
22:30	3	0	0	0	3	3
22:45	2	0	0	0	2	2
23:00	1	0	0	0	1	1
23:15	3	0	0	0	3	3
23:30	1	0	0	0	1	1
23:45	1	0	0	0	1	1

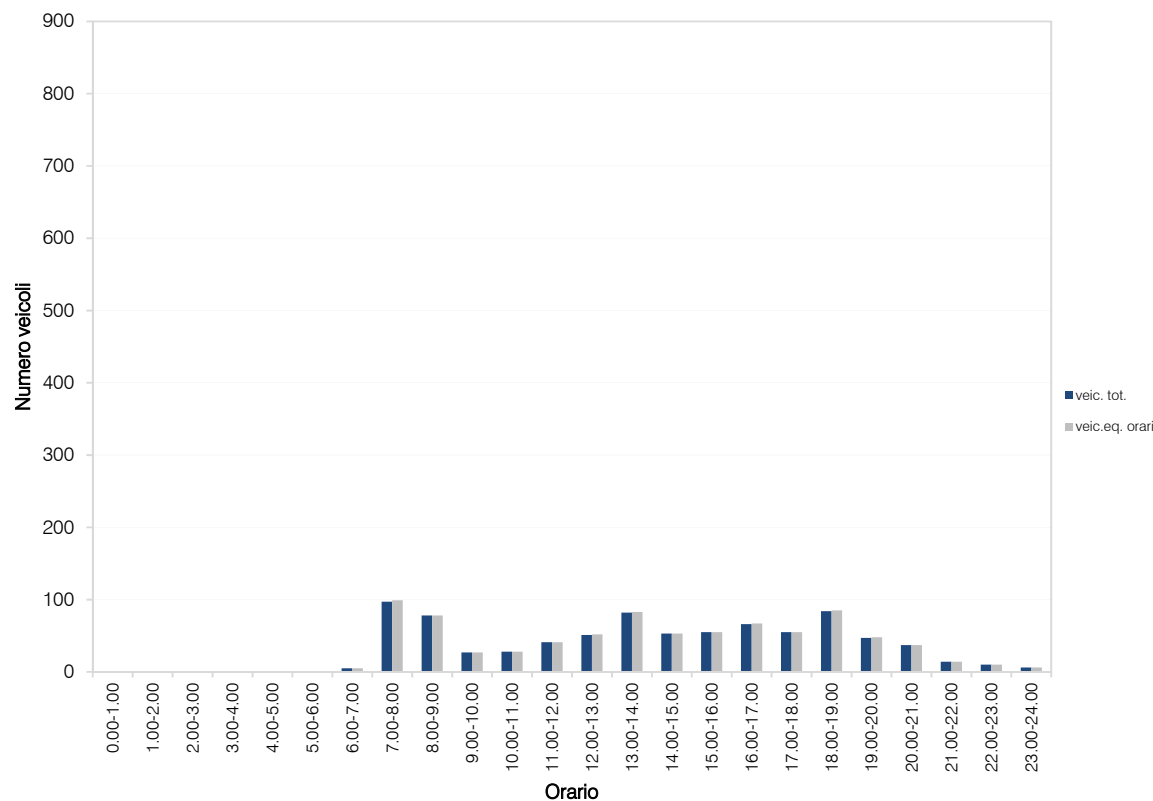
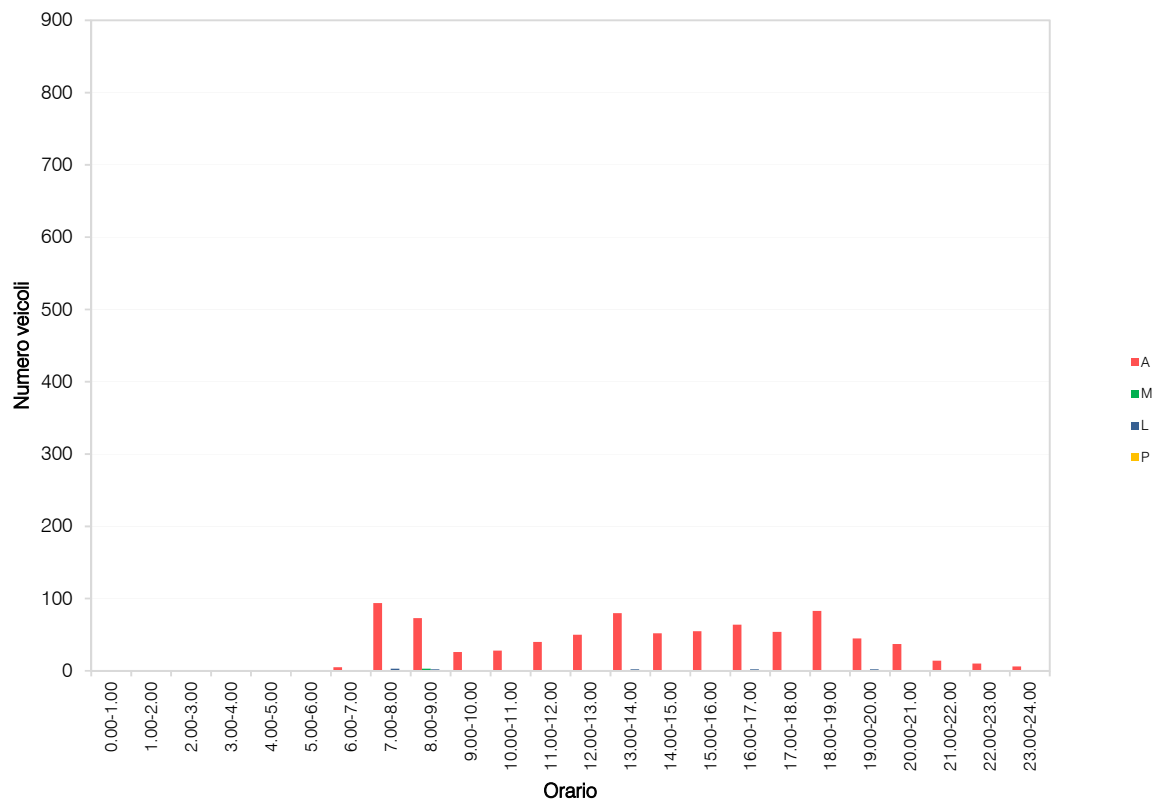
VOLUME DI TRAFFICO INTERVALLO TEMPORALE 60 min

giovedì 19 gennaio 2017

	<i>A</i>	<i>M</i>	<i>L</i>	<i>P</i>	<i>veicoli totali</i>	<i>veicoli equivalenti orari</i>
0.00-1.00	1	0	0	0	1	1
1.00-2.00	0	0	0	0	0	0
2.00-3.00	0	0	0	0	0	0
3.00-4.00	1	0	0	0	1	1
4.00-5.00	0	0	0	0	0	0
5.00-6.00	1	0	0	0	1	1
6.00-7.00	5	0	0	0	5	5
7.00-8.00	94	0	3	0	97	99
8.00-9.00	73	3	2	0	78	78
9.00-10.00	26	1	0	0	27	27
10.00-11.00	28	0	0	0	28	28
11.00-12.00	40	1	0	0	41	41
12.00-13.00	50	0	1	0	51	52
13.00-14.00	80	0	2	0	82	83
14.00-15.00	52	1	0	0	53	53
15.00-16.00	55	0	0	0	55	55
16.00-17.00	64	0	2	0	66	67
17.00-18.00	54	1	0	0	55	55
18.00-19.00	83	0	1	0	84	85
19.00-20.00	45	0	2	0	47	48
20.00-21.00	37	0	0	0	37	37
21.00-22.00	14	0	0	0	14	14
22.00-23.00	10	0	0	0	10	10
23.00-24.00	6	0	0	0	6	6
					TOT	839
						846

ELABORAZIONI GRAFICHE

giovedì 19 gennaio 2017



VOLUME DI TRAFFICO INTERVALLO TEMPORALE 15 min

venerdì 20 gennaio 2017

	A	M	L	P	veicoli totali	Veic. eq.
0:00	2	0	0	0	2	2
0:15	1	0	0	0	1	1
0:30	1	0	0	0	1	1
0:45	0	0	0	0	0	0
1:00	0	0	0	0	0	0
1:15	0	0	0	0	0	0
1:30	0	0	0	0	0	0
1:45	0	0	0	0	0	0
2:00	0	0	0	0	0	0
2:15	0	0	0	0	0	0
2:30	1	0	0	0	1	1
2:45	0	0	0	0	0	0
3:00	0	0	0	0	0	0
3:15	0	0	0	0	0	0
3:30	0	0	0	0	0	0
3:45	0	0	0	0	0	0
4:00	0	0	0	0	0	0
4:15	0	0	0	0	0	0
4:30	0	0	0	0	0	0
4:45	0	0	0	0	0	0
5:00	0	0	0	0	0	0
5:15	0	0	0	0	0	0
5:30	1	0	0	0	1	1
5:45	1	0	0	0	2	2
6:00	2	0	0	0	2	2
6:15	0	0	0	0	0	0
6:30	1	0	1	0	2	3
6:45	0	0	1	0	1	2
7:00	1	0	0	0	1	1
7:15	9	0	0	0	9	9
7:30	19	0	0	0	19	19
7:45	56	0	1	0	57	58
8:00	42	1	1	0	43	43
8:15	9	0	1	0	10	11
8:30	8	0	0	0	8	8
8:45	14	0	0	0	14	14
9:00	13	0	1	0	14	15
9:15	4	0	0	0	4	4
9:30	4	0	1	0	5	6
9:45	7	0	0	0	7	7
10:00	13	0	0	0	13	13
10:15	9	0	0	0	9	9
10:30	4	0	0	0	4	4
10:45	2	0	0	0	2	2
11:00	13	0	1	0	13	13
11:15	13	0	1	0	14	15
11:30	8	0	0	0	8	8
11:45	8	0	0	0	8	8
12:00	15	0	0	0	15	15
12:15	10	0	0	0	10	10
12:30	16	0	0	0	16	16
12:45	16	1	0	0	17	17
13:00	43	0	1	0	44	45
13:15	12	0	1	0	12	12
13:30	16	0	0	0	16	16
13:45	10	0	0	0	10	10
14:00	12	0	0	0	12	12
14:15	10	1	0	0	11	11
14:30	10	0	0	0	10	10
14:45	16	0	1	0	16	16
15:00	17	0	1	0	18	19
15:15	7	0	1	0	7	7
15:30	26	0	1	0	27	28
15:45	12	0	0	0	12	12
16:00	13	0	0	0	13	13
16:15	9	0	0	0	9	9
16:30	16	1	0	0	17	17
16:45	29	0	1	0	30	31
17:00	13	0	0	0	13	13
17:15	14	0	0	0	14	14
17:30	8	0	1	0	9	10
17:45	23	0	0	0	23	23
18:00	14	0	0	0	14	14
18:15	15	0	0	0	15	15
18:30	15	0	0	0	15	15
18:45	23	0	0	0	23	23
19:00	13	0	0	0	13	13
19:15	8	0	1	0	8	8
19:30	13	1	1	0	15	15
19:45	10	0	0	0	10	10
20:00	3	0	0	0	3	3
20:15	8	0	1	0	8	8
20:30	4	0	1	0	5	6
20:45	6	0	0	0	6	6
21:00	5	1	0	0	6	6
21:15	6	0	0	0	6	6
21:30	3	0	0	0	3	3
21:45	2	0	0	0	2	2
22:00	6	0	0	0	6	6
22:15	0	0	0	0	0	0
22:30	1	0	0	0	1	1
22:45	5	0	1	0	6	7
23:00	0	0	0	0	0	0
23:15	3	0	0	0	3	3
23:30	1	0	0	0	1	1
23:45	0	0	0	0	0	0

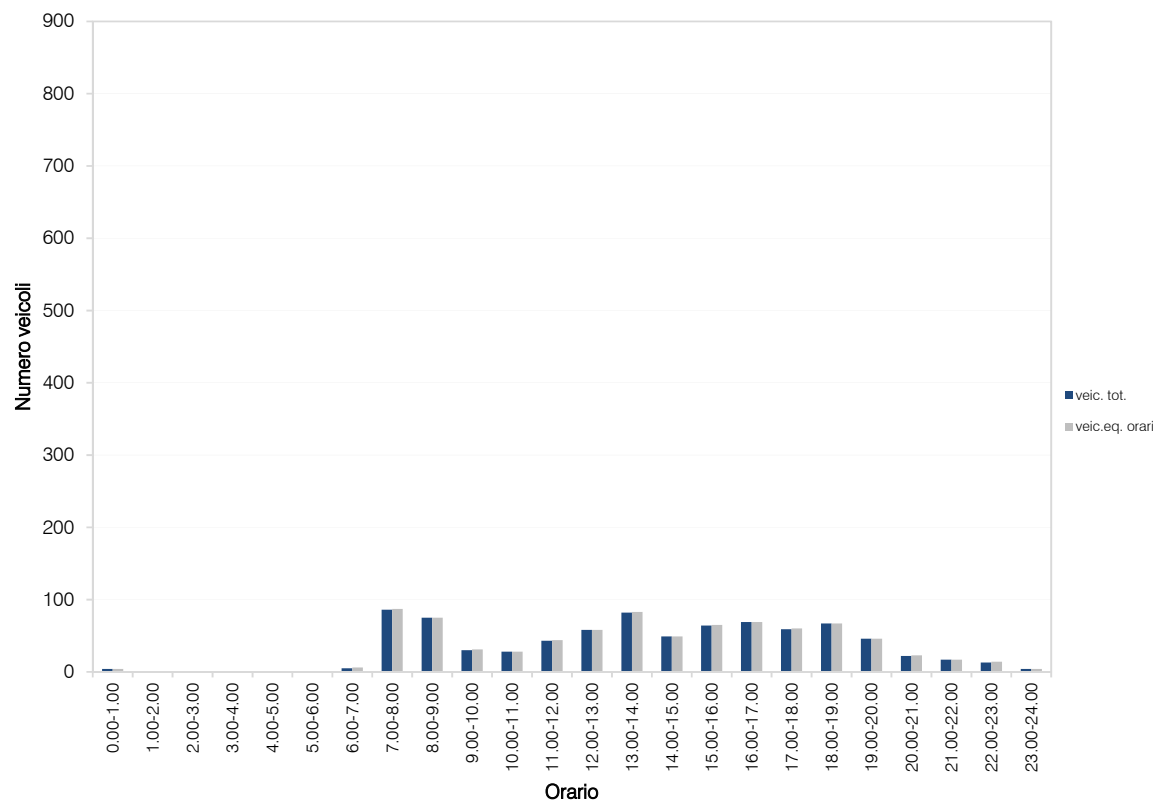
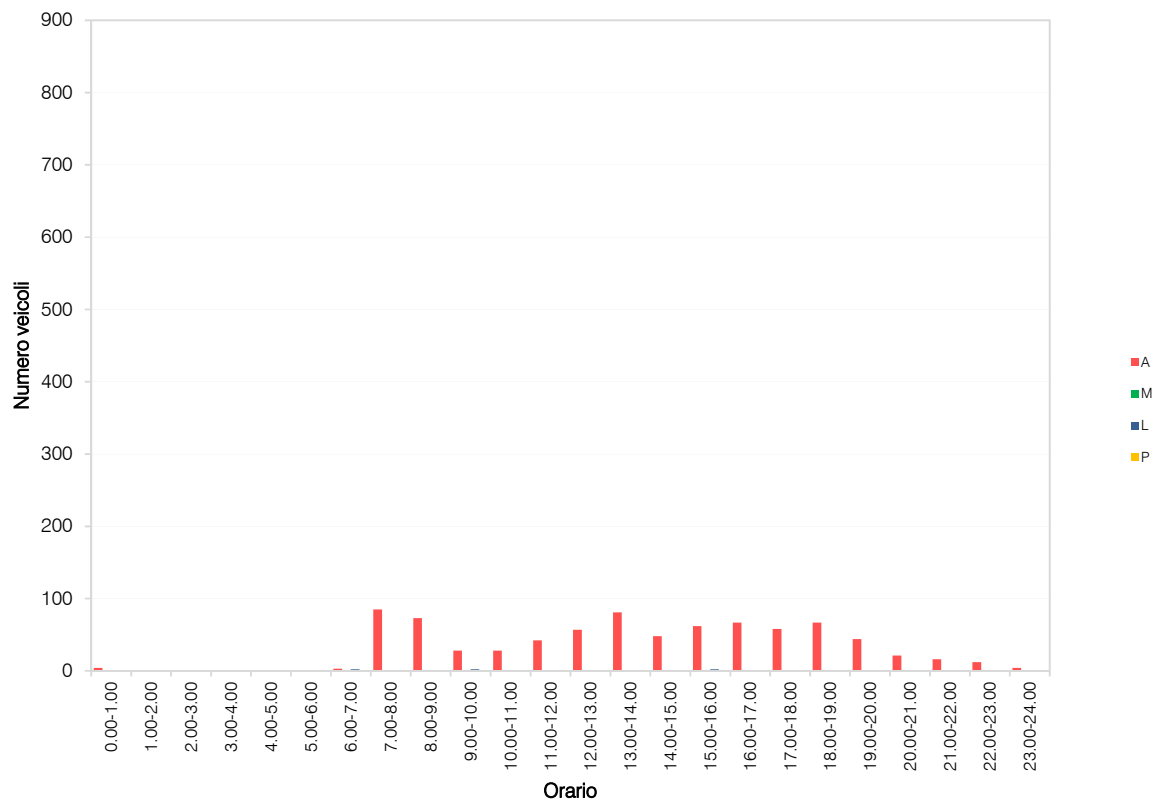
VOLUME DI TRAFFICO INTERVALLO TEMPORALE 60 min

venerdì 20 gennaio 2017

	<i>A</i>	<i>M</i>	<i>L</i>	<i>P</i>	<i>veicoli totali</i>	<i>veicoli equivalenti orari</i>
0.00-1.00	4	0	0	0	4	4
1.00-2.00	0	0	0	0	0	0
2.00-3.00	1	0	0	0	1	1
3.00-4.00	0	0	0	0	0	0
4.00-5.00	0	0	0	0	0	0
5.00-6.00	1	0	0	0	1	1
6.00-7.00	3	0	2	0	5	6
7.00-8.00	85	0	1	0	86	87
8.00-9.00	73	1	1	0	75	75
9.00-10.00	28	0	2	0	30	31
10.00-11.00	28	0	0	0	28	28
11.00-12.00	42	0	1	0	43	44
12.00-13.00	57	1	0	0	58	58
13.00-14.00	81	0	1	0	82	83
14.00-15.00	48	1	0	0	49	49
15.00-16.00	62	0	2	0	64	65
16.00-17.00	67	1	1	0	69	69
17.00-18.00	58	0	1	0	59	60
18.00-19.00	67	0	0	0	67	67
19.00-20.00	44	1	1	0	46	46
20.00-21.00	21	0	1	0	22	23
21.00-22.00	16	1	0	0	17	17
22.00-23.00	12	0	1	0	13	14
23.00-24.00	4	0	0	0	4	4
					TOT	823
						832

ELABORAZIONI GRAFICHE

venerdì 20 gennaio 2017



VOLUME DI TRAFFICO INTERVALLO TEMPORALE 15 min

sabato 21 gennaio 2017

	A	M	L	P	veicoli totali	Veic. eq.
0:00	0	0	0	0	0	0
0:15	1	0	0	0	1	1
0:30	1	0	0	0	1	1
0:45	1	0	0	0	1	1
1:00	0	0	0	0	0	0
1:15	0	0	0	0	0	0
1:30	1	0	0	0	1	1
1:45	1	0	0	0	1	1
2:00	0	0	0	0	0	0
2:15	0	0	0	0	0	0
2:30	0	0	0	0	0	0
2:45	0	0	0	0	0	0
3:00	0	0	0	0	0	0
3:15	0	0	0	0	0	0
3:30	0	0	0	0	0	0
3:45	0	0	0	0	0	0
4:00	0	0	0	0	0	0
4:15	0	0	0	0	0	0
4:30	0	0	0	0	0	0
4:45	0	0	0	0	0	0
5:00	0	0	0	0	0	0
5:15	0	1	0	0	1	1
5:30	0	0	0	0	0	0
5:45	2	0	0	0	2	2
6:00	0	0	0	0	0	0
6:15	0	0	0	0	0	0
6:30	2	0	0	0	2	2
6:45	1	0	0	0	1	1
7:00	1	0	0	0	1	1
7:15	6	0	0	0	6	6
7:30	16	0	0	0	16	16
7:45	51	0	1	0	52	53
8:00	23	0	0	0	23	23
8:15	3	0	0	0	3	3
8:30	5	0	0	0	5	5
8:45	3	0	0	0	3	3
9:00	8	0	0	0	8	8
9:15	8	0	0	0	8	8
9:30	8	0	0	0	8	8
9:45	10	0	0	0	10	10
10:00	11	0	0	0	11	11
10:15	8	0	0	0	8	8
10:30	5	0	0	0	5	5
10:45	9	0	0	0	9	9
11:00	10	1	0	0	11	11
11:15	12	1	0	0	13	13
11:30	11	1	0	0	12	12
11:45	4	0	0	0	4	4
12:00	16	1	0	0	17	17
12:15	30	1	0	0	31	31
12:30	7	0	0	0	7	7
12:45	18	1	0	0	19	19
13:00	43	1	0	0	44	44
13:15	13	0	0	0	13	13
13:30	7	0	0	0	7	7
13:45	7	0	0	0	7	7
14:00	4	0	0	0	4	4
14:15	3	0	0	0	3	3
14:30	10	0	0	0	10	10
14:45	16	1	0	0	17	17
15:00	9	1	0	0	10	10
15:15	8	1	0	0	9	9
15:30	12	0	0	0	12	12
15:45	12	0	0	0	12	12
16:00	4	1	0	0	5	5
16:15	9	0	0	0	9	9
16:30	7	0	0	0	7	7
16:45	11	1	0	0	12	12
17:00	9	0	0	0	9	9
17:15	9	0	0	0	9	9
17:30	11	0	0	0	11	11
17:45	23	0	0	0	23	23
18:00	10	0	0	0	10	10
18:15	10	0	0	0	10	10
18:30	14	0	0	0	14	14
18:45	6	0	0	0	6	6
19:00	7	0	0	0	7	7
19:15	6	1	0	0	7	7
19:30	6	0	0	0	6	6
19:45	4	0	0	0	4	4
20:00	2	0	0	0	2	2
20:15	8	0	0	0	8	8
20:30	3	0	0	0	3	3
20:45	7	0	0	0	7	7
21:00	4	0	0	0	4	4
21:15	3	0	0	0	3	3
21:30	2	0	0	0	2	2
21:45	15	0	0	0	15	15
22:00	3	0	0	0	3	3
22:15	2	0	0	0	2	2
22:30	1	0	0	0	1	1
22:45	2	0	0	0	2	2
23:00	1	0	0	0	1	1
23:15	1	0	0	0	1	1
23:30	1	0	0	0	1	1
23:45	5	0	0	0	5	5

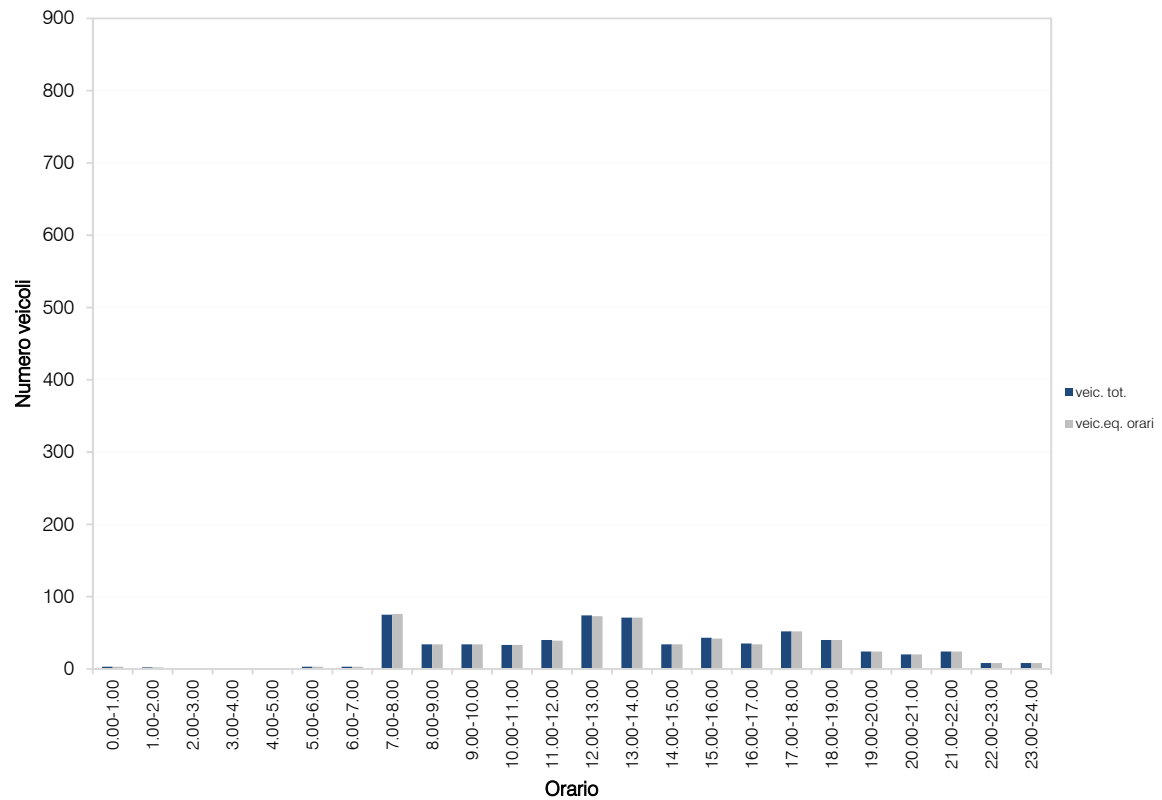
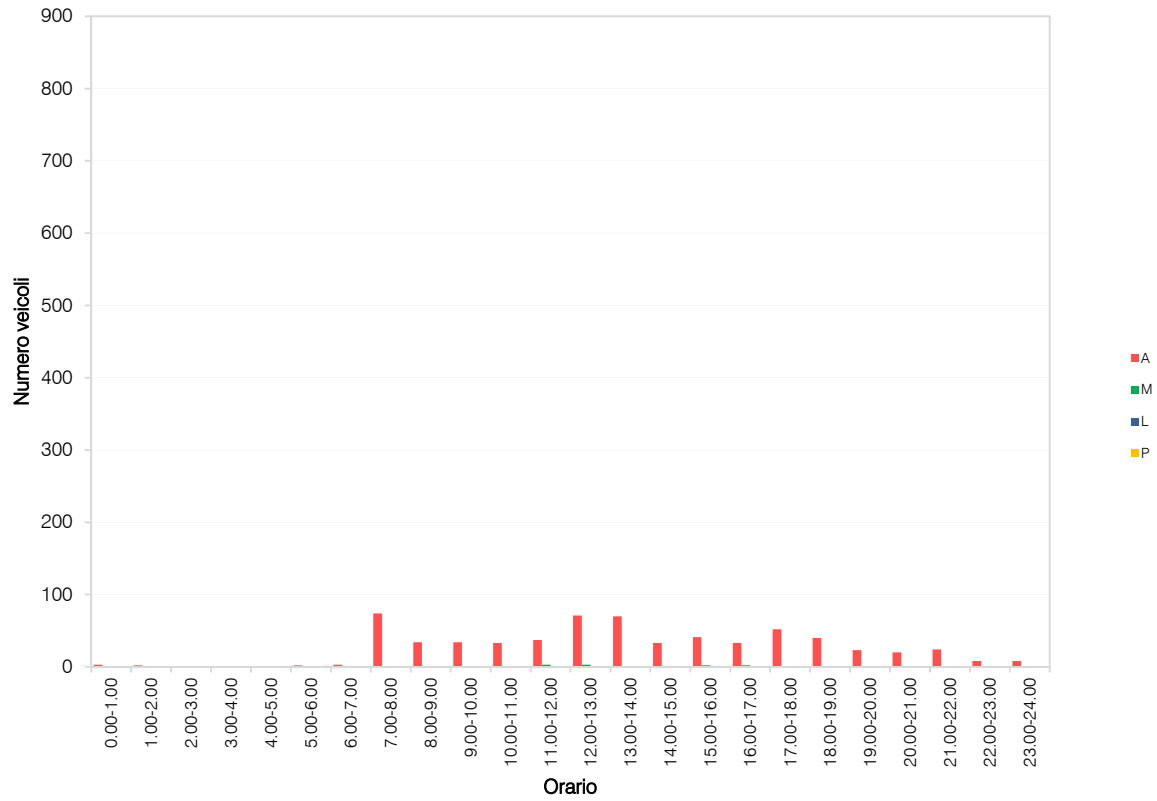
VOLUME DI TRAFFICO INTERVALLO TEMPORALE 60 min

sabato 21 gennaio 2017

	<i>A</i>	<i>M</i>	<i>L</i>	<i>P</i>	<i>veicoli totali</i>	<i>veicoli equivalenti orari</i>
0.00-1.00	3	0	0	0	3	3
1.00-2.00	2	0	0	0	2	2
2.00-3.00	0	0	0	0	0	0
3.00-4.00	0	0	0	0	0	0
4.00-5.00	0	0	0	0	0	0
5.00-6.00	2	1	0	0	3	3
6.00-7.00	3	0	0	0	3	3
7.00-8.00	74	0	1	0	75	76
8.00-9.00	34	0	0	0	34	34
9.00-10.00	34	0	0	0	34	34
10.00-11.00	33	0	0	0	33	33
11.00-12.00	37	3	0	0	40	39
12.00-13.00	71	3	0	0	74	73
13.00-14.00	70	1	0	0	71	71
14.00-15.00	33	1	0	0	34	34
15.00-16.00	41	2	0	0	43	42
16.00-17.00	33	2	0	0	35	34
17.00-18.00	52	0	0	0	52	52
18.00-19.00	40	0	0	0	40	40
19.00-20.00	23	1	0	0	24	24
20.00-21.00	20	0	0	0	20	20
21.00-22.00	24	0	0	0	24	24
22.00-23.00	8	0	0	0	8	8
23.00-24.00	8	0	0	0	8	8
					TOT	660
						657

ELABORAZIONI GRAFICHE

sabato 21 gennaio 2017



VOLUME DI TRAFFICO INTERVALLO TEMPORALE 15 min

domenica 22 gennaio 2017

	A	M	L	P	veicoli totali	Veic. eq.
0:00	0	0	0	0	0	0
0:15	1	0	0	0	1	1
0:30	0	0	0	0	0	0
0:45	2	0	0	0	2	2
1:00	0	0	0	0	0	0
1:15	2	0	0	0	2	2
1:30	0	0	0	0	0	0
1:45	3	0	0	0	3	3
2:00	0	0	0	0	0	0
2:15	0	0	0	0	0	0
2:30	0	0	0	0	0	0
2:45	0	0	0	0	0	0
3:00	0	0	0	0	0	0
3:15	0	0	0	0	0	0
3:30	0	0	0	0	0	0
3:45	0	0	0	0	0	0
4:00	0	0	0	0	0	0
4:15	0	0	0	0	0	0
4:30	0	0	0	0	0	0
4:45	0	0	0	0	0	0
5:00	0	0	0	0	0	0
5:15	0	0	0	0	0	0
5:30	1	0	0	0	1	1
5:45	0	0	0	0	0	0
6:00	0	0	0	0	0	0
6:15	0	0	0	0	0	0
6:30	0	0	0	0	0	0
6:45	0	0	0	0	0	0
7:00	0	0	0	0	0	0
7:15	4	0	0	0	4	4
7:30	1	0	0	0	1	1
7:45	0	0	0	0	0	0
8:00	1	0	0	0	1	1
8:15	2	0	0	0	2	2
8:30	5	0	0	0	5	5
8:45	0	0	0	0	0	0
9:00	2	0	0	0	2	2
9:15	3	0	0	0	3	3
9:30	1	1	0	0	2	2
9:45	7	1	0	0	8	8
10:00	0	1	0	0	1	1
10:15	4	0	0	0	4	4
10:30	4	0	0	0	4	4
10:45	2	0	0	0	2	2
11:00	9	1	0	0	10	10
11:15	12	0	0	0	12	12
11:30	6	0	0	0	6	6
11:45	7	1	0	0	8	8
12:00	6	0	0	0	6	6
12:15	8	0	0	0	8	8
12:30	5	1	0	0	6	6
12:45	3	0	0	0	3	3
13:00	4	0	0	0	4	4
13:15	3	0	0	0	3	3
13:30	5	1	0	0	6	6
13:45	5	0	0	0	5	5
14:00	3	0	0	0	3	3
14:15	2	0	0	0	2	2
14:30	7	0	1	0	8	9
14:45	6	0	0	0	6	6
15:00	4	0	0	0	4	4
15:15	4	0	0	0	4	4
15:30	4	1	0	0	5	5
15:45	8	0	0	0	10	10
16:00	10	0	0	0	10	10
16:15	6	1	0	0	7	7
16:30	9	0	0	0	9	9
16:45	15	0	1	0	16	17
17:00	5	0	0	0	5	5
17:15	4	0	0	0	4	4
17:30	9	0	0	0	9	9
17:45	20	0	0	0	20	20
18:00	7	0	0	0	7	7
18:15	12	0	0	0	12	12
18:30	11	0	0	0	11	11
18:45	12	0	0	0	12	12
19:00	2	0	0	0	2	2
19:15	3	0	0	0	3	3
19:30	8	0	0	0	8	8
19:45	20	0	1	0	21	22
20:00	6	0	0	0	6	6
20:15	0	0	0	0	0	0
20:30	6	0	0	0	6	6
20:45	8	0	0	0	8	8
21:00	2	0	0	0	2	2
21:15	0	0	0	0	0	0
21:30	2	0	0	0	2	2
21:45	2	0	0	0	2	2
22:00	1	0	0	0	1	1
22:15	0	0	0	0	0	0
22:30	1	0	0	0	1	1
22:45	2	0	0	0	2	2
23:00	1	0	0	0	1	1
23:15	0	0	0	0	0	0
23:30	3	0	0	0	3	3
23:45	0	0	0	0	0	0

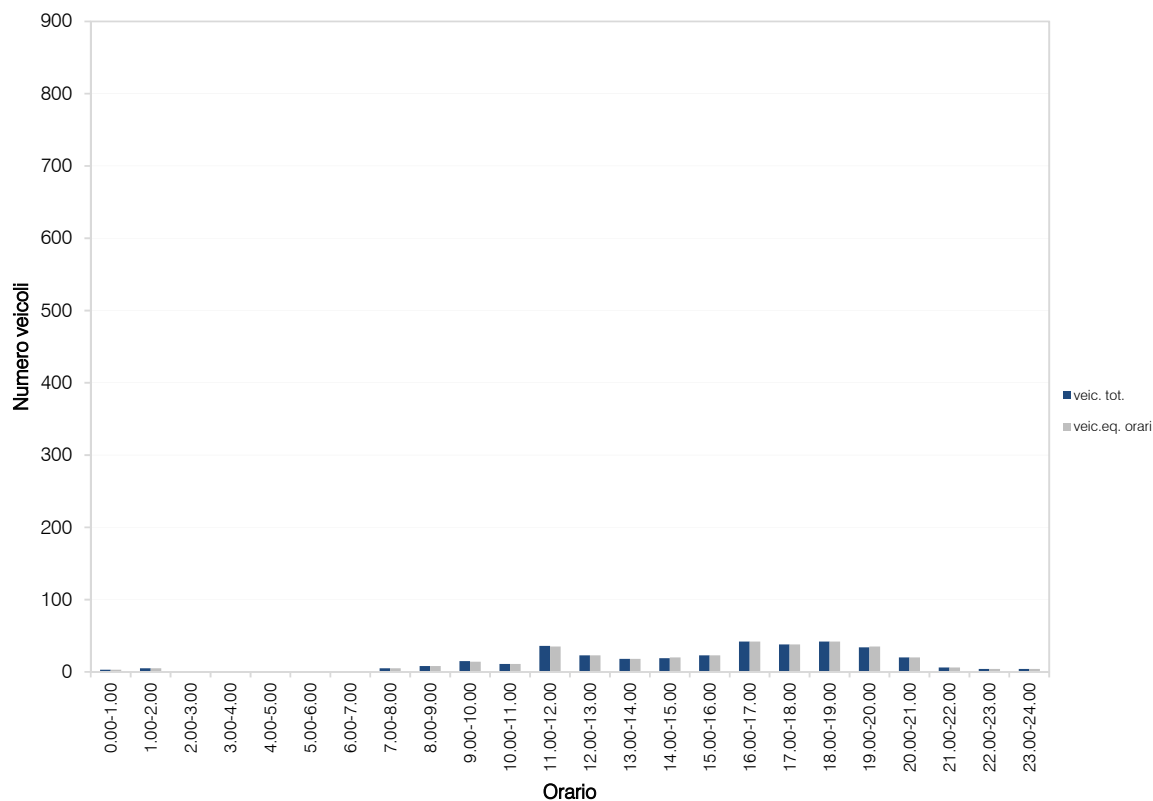
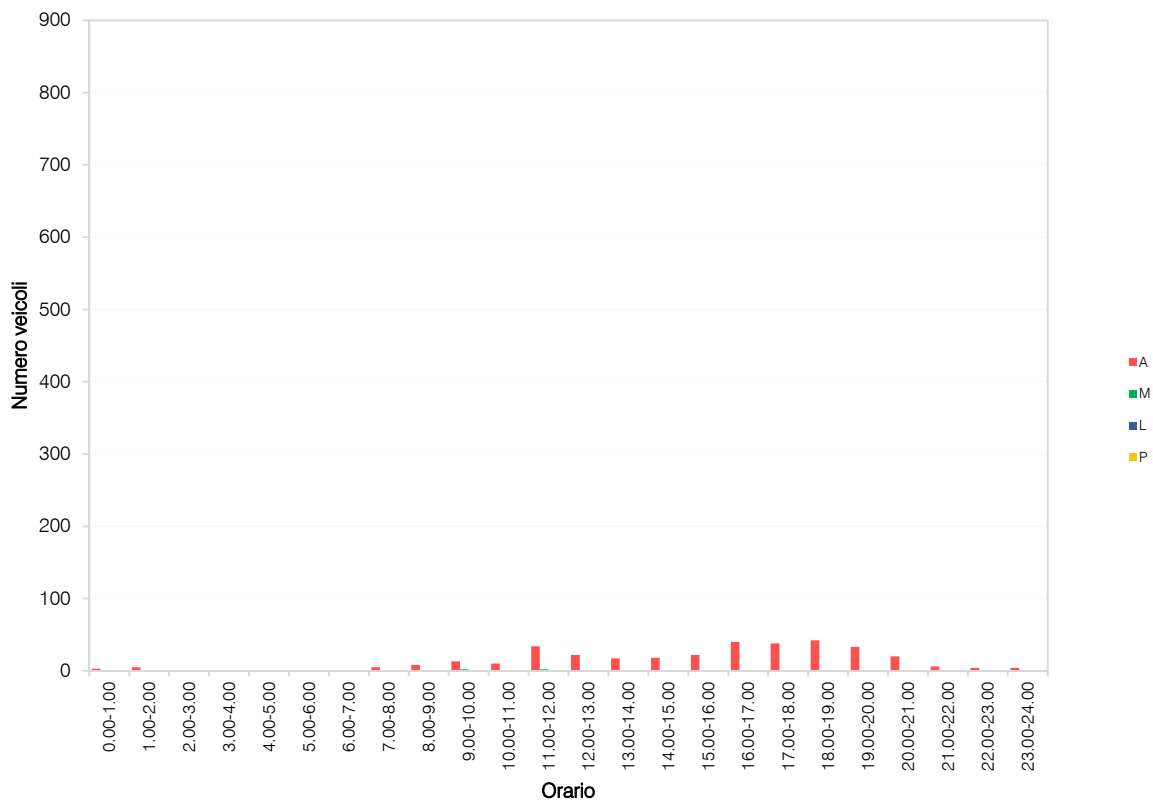
VOLUME DI TRAFFICO INTERVALLO TEMPORALE 60 min

domenica 22 gennaio 2017

	<i>A</i>	<i>M</i>	<i>L</i>	<i>P</i>	<i>veicoli totali</i>	<i>veicoli equivalenti orari</i>
0.00-1.00	3	0	0	0	3	3
1.00-2.00	5	0	0	0	5	5
2.00-3.00	0	0	0	0	0	0
3.00-4.00	0	0	0	0	0	0
4.00-5.00	0	0	0	0	0	0
5.00-6.00	1	0	0	0	1	1
6.00-7.00	0	0	0	0	0	0
7.00-8.00	5	0	0	0	5	5
8.00-9.00	8	0	0	0	8	8
9.00-10.00	13	2	0	0	15	14
10.00-11.00	10	1	0	0	11	11
11.00-12.00	34	2	0	0	36	35
12.00-13.00	22	1	0	0	23	23
13.00-14.00	17	1	0	0	18	18
14.00-15.00	18	0	1	0	19	20
15.00-16.00	22	1	0	0	23	23
16.00-17.00	40	1	1	0	42	42
17.00-18.00	38	0	0	0	38	38
18.00-19.00	42	0	0	0	42	42
19.00-20.00	33	0	1	0	34	35
20.00-21.00	20	0	0	0	20	20
21.00-22.00	6	0	0	0	6	6
22.00-23.00	4	0	0	0	4	4
23.00-24.00	4	0	0	0	4	4
					TOT	357

ELABORAZIONI GRAFICHE

domenica 22 gennaio 2017



RILIEVI AUTOMATICI: RADAR 8

DATI GENERALI

Via Cimarosa, dir. est

Giorni di rilievo

4 giorni compresi tra giovedì 19 gennaio e domenica 22 gennaio



VOLUME DI TRAFFICO INTERVALLO TEMPORALE 15 min

giovedì 19 gennaio 2017

	A	M	L	P	veicoli totali	Veic. eq.
0:00	1	0	0	0	1	1
0:15	1	0	0	0	1	1
0:30	0	0	0	0	0	0
0:45	0	0	0	0	0	0
1:00	0	0	0	0	0	0
1:15	0	0	0	0	0	0
1:30	0	0	0	0	0	0
1:45	0	0	0	0	0	0
2:00	0	0	0	0	0	0
2:15	0	0	0	0	0	0
2:30	0	0	0	0	0	0
2:45	0	0	0	0	0	0
3:00	0	0	0	0	0	0
3:15	0	0	0	0	0	0
3:30	0	0	0	0	0	0
3:45	0	0	0	0	0	0
4:00	0	0	0	0	0	0
4:15	0	0	0	0	0	0
4:30	0	0	0	0	0	0
4:45	0	0	0	0	0	0
5:00	1	0	0	0	1	1
5:15	0	0	0	0	0	0
5:30	5	0	0	0	5	5
5:45	5	0	0	0	5	5
6:00	1	0	0	0	1	1
6:15	7	0	0	0	7	7
6:30	8	0	0	0	8	8
6:45	13	0	0	0	13	13
7:00	15	0	1	0	16	17
7:15	24	0	1	0	25	26
7:30	17	2	1	0	20	20
7:45	20	2	0	0	22	21
8:00	21	1	0	0	22	22
8:15	15	0	0	0	15	15
8:30	9	0	1	0	10	11
8:45	10	0	0	0	10	10
9:00	11	0	1	0	12	13
9:15	5	0	0	0	5	5
9:30	4	1	0	0	5	5
9:45	7	0	0	0	7	7
10:00	8	0	0	0	8	8
10:15	9	0	0	0	9	9
10:30	2	0	0	0	2	2
10:45	2	0	0	0	2	2
11:00	9	0	0	0	9	9
11:15	10	0	0	0	10	10
11:30	11	0	0	0	11	11
11:45	7	1	0	0	8	8
12:00	11	0	0	0	11	11
12:15	16	0	0	0	16	16
12:30	8	0	0	0	8	8
12:45	12	0	1	0	13	14
13:00	14	0	0	0	14	14
13:15	9	0	1	0	10	11
13:30	2	0	0	0	2	2
13:45	5	0	0	0	5	5
14:00	4	0	0	0	4	4
14:15	4	1	0	0	5	5
14:30	6	0	0	0	6	6
14:45	4	0	0	0	4	4
15:00	7	0	0	0	7	7
15:15	3	0	0	0	3	3
15:30	3	0	0	0	3	3
15:45	9	1	0	0	10	10
16:00	12	0	0	0	12	12
16:15	10	0	0	0	10	10
16:30	4	0	0	0	4	4
16:45	3	0	0	0	3	3
17:00	4	0	1	0	5	6
17:15	7	1	0	0	8	8
17:30	3	0	0	0	3	3
17:45	4	0	0	0	4	4
18:00	8	0	0	0	8	8
18:15	7	0	0	0	7	7
18:30	5	0	0	0	5	5
18:45	5	0	0	0	5	5
19:00	7	0	0	0	7	7
19:15	12	0	0	0	12	12
19:30	8	0	1	0	9	10
19:45	4	0	1	0	5	6
20:00	3	0	0	0	3	3
20:15	4	0	0	0	4	4
20:30	3	0	0	0	3	3
20:45	4	0	0	0	4	4
21:00	1	0	0	0	1	1
21:15	1	0	0	0	1	1
21:30	2	0	0	0	2	2
21:45	2	0	0	0	2	2
22:00	4	0	0	0	4	4
22:15	5	0	0	0	5	5
22:30	6	0	0	0	6	6
22:45	0	0	0	0	0	0
23:00	0	0	0	0	0	0
23:15	0	0	0	0	0	0
23:30	0	0	0	0	0	0
23:45	4	0	0	0	4	4

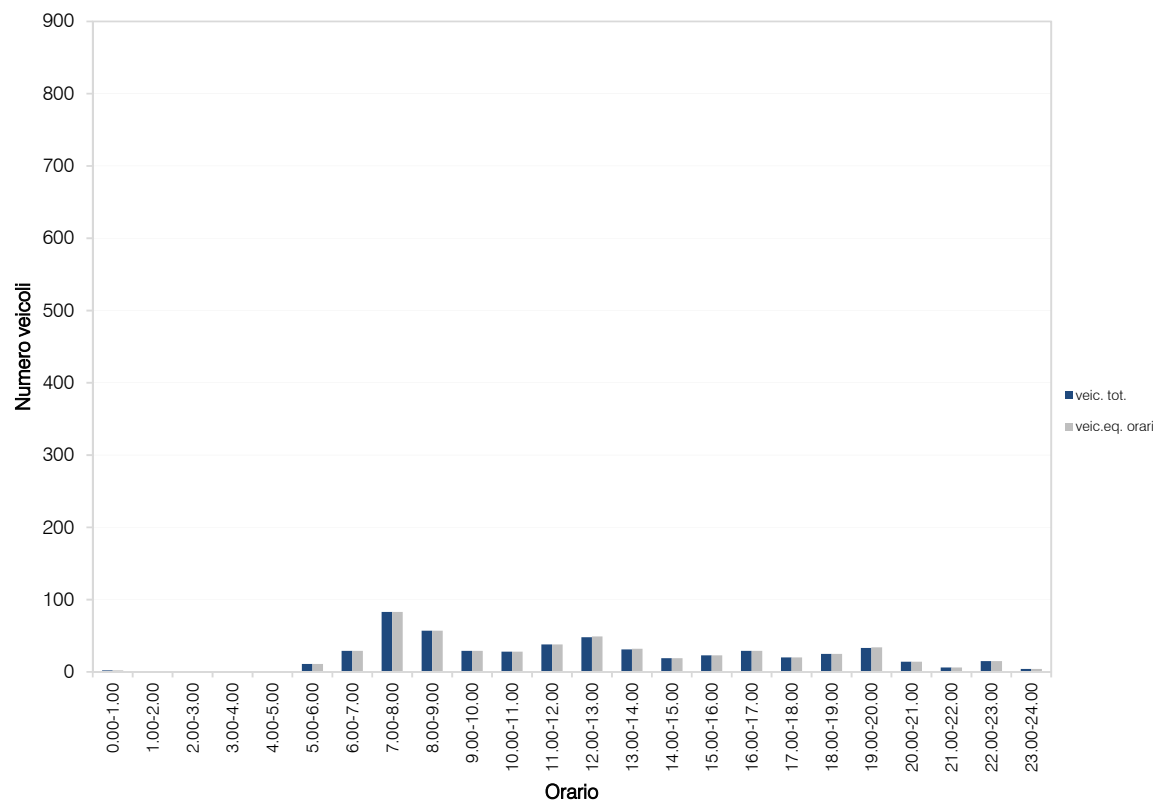
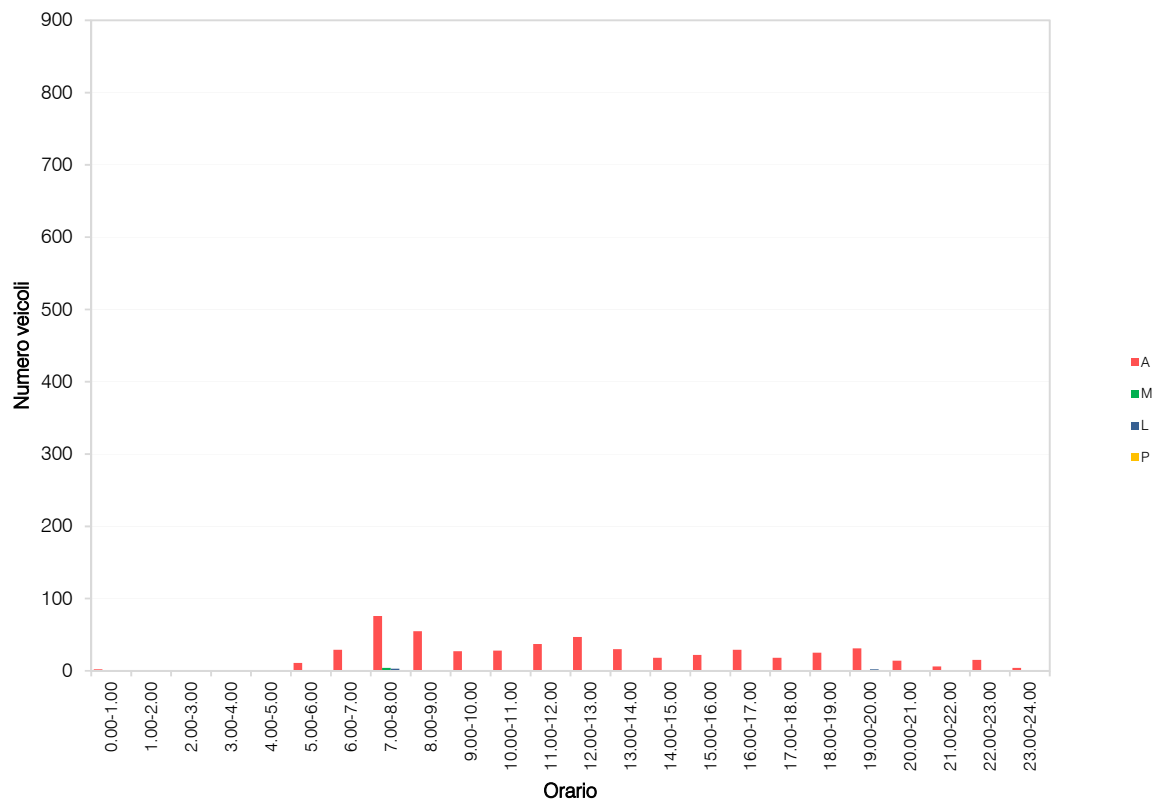
VOLUME DI TRAFFICO INTERVALLO TEMPORALE 60 min

giovedì 19 gennaio 2017

	<i>A</i>	<i>M</i>	<i>L</i>	<i>P</i>	<i>veicoli totali</i>	<i>veicoli equivalenti orari</i>
0.00-1.00	2	0	0	0	2	2
1.00-2.00	0	0	0	0	0	0
2.00-3.00	0	0	0	0	0	0
3.00-4.00	0	0	0	0	0	0
4.00-5.00	0	0	0	0	0	0
5.00-6.00	11	0	0	0	11	11
6.00-7.00	29	0	0	0	29	29
7.00-8.00	76	4	3	0	83	83
8.00-9.00	55	1	1	0	57	57
9.00-10.00	27	1	1	0	29	29
10.00-11.00	28	0	0	0	28	28
11.00-12.00	37	1	0	0	38	38
12.00-13.00	47	0	1	0	48	49
13.00-14.00	30	0	1	0	31	32
14.00-15.00	18	1	0	0	19	19
15.00-16.00	22	1	0	0	23	23
16.00-17.00	29	0	0	0	29	29
17.00-18.00	18	1	1	0	20	20
18.00-19.00	25	0	0	0	25	25
19.00-20.00	31	0	2	0	33	34
20.00-21.00	14	0	0	0	14	14
21.00-22.00	6	0	0	0	6	6
22.00-23.00	15	0	0	0	15	15
23.00-24.00	4	0	0	0	4	4
					TOT	544
						547

ELABORAZIONI GRAFICHE

giovedì 19 gennaio 2017



VOLUME DI TRAFFICO INTERVALLO TEMPORALE 15 min

venerdì 20 gennaio 2017

	A	M	L	P	veicoli totali	Veic. eq.
0:00	0	0	0	0	0	0
0:15	0	0	0	0	0	0
0:30	0	0	0	0	0	0
0:45	3	0	0	0	3	3
1:00	0	0	0	0	0	0
1:15	0	0	0	0	0	0
1:30	0	0	0	0	0	0
1:45	0	0	0	0	0	0
2:00	0	0	0	0	0	0
2:15	1	0	0	0	1	1
2:30	0	0	0	0	0	0
2:45	0	0	0	0	0	0
3:00	0	0	0	0	0	0
3:15	0	0	0	0	0	0
3:30	0	0	0	0	0	0
3:45	0	0	0	0	0	0
4:00	0	0	0	0	0	0
4:15	0	0	0	0	0	0
4:30	0	0	0	0	0	0
4:45	0	0	0	0	0	0
5:00	0	0	0	0	0	0
5:15	0	0	0	0	0	0
5:30	0	0	0	0	0	0
5:45	2	0	0	0	2	2
6:00	0	0	0	0	0	0
6:15	0	0	0	0	0	0
6:30	4	0	1	0	5	6
6:45	12	0	1	0	13	14
7:00	13	0	0	0	13	13
7:15	12	0	1	0	13	14
7:30	21	0	0	0	21	21
7:45	30	1	1	0	32	32
8:00	33	0	1	0	33	33
8:15	16	0	1	0	17	18
8:30	9	0	0	0	9	9
8:45	8	0	0	0	8	8
9:00	8	0	1	0	9	10
9:15	11	0	0	0	11	11
9:30	2	0	1	0	3	4
9:45	8	0	0	0	8	8
10:00	6	0	0	0	6	6
10:15	8	1	0	0	9	9
10:30	6	1	0	0	7	7
10:45	10	1	0	0	11	11
11:00	8	0	0	0	8	8
11:15	8	0	0	0	8	8
11:30	5	0	1	0	6	7
11:45	9	0	0	0	9	9
12:00	10	0	0	0	10	10
12:15	7	0	0	0	7	7
12:30	8	0	0	0	8	8
12:45	21	1	0	0	22	22
13:00	9	0	1	0	10	11
13:15	15	0	0	0	15	15
13:30	10	0	0	0	10	10
13:45	4	0	0	0	4	4
14:00	8	0	0	0	8	8
14:15	4	1	0	0	5	5
14:30	1	0	0	0	1	1
14:45	6	0	0	0	6	6
15:00	6	0	0	0	6	6
15:15	2	0	0	0	2	2
15:30	4	0	0	0	4	4
15:45	8	0	0	0	8	8
16:00	6	0	0	0	6	6
16:15	11	0	0	0	11	11
16:30	11	1	0	0	12	12
16:45	6	0	0	0	6	6
17:00	5	0	0	0	5	5
17:15	5	0	0	0	5	5
17:30	9	0	1	0	10	11
17:45	7	0	0	0	7	7
18:00	15	0	2	0	17	18
18:15	7	0	0	0	7	7
18:30	7	0	0	0	7	7
18:45	3	0	0	0	3	3
19:00	7	0	0	0	7	7
19:15	5	0	0	0	5	5
19:30	3	1	1	0	5	5
19:45	3	0	0	0	3	3
20:00	5	0	0	0	5	5
20:15	5	0	1	0	6	6
20:30	3	0	1	0	4	5
20:45	2	0	0	0	2	2
21:00	5	1	0	0	6	6
21:15	2	0	0	0	2	2
21:30	4	0	0	0	4	4
21:45	0	0	0	0	0	0
22:00	1	0	0	0	1	1
22:15	0	0	0	0	0	0
22:30	0	0	0	0	0	0
22:45	1	0	1	0	2	3
23:00	3	0	0	0	3	3
23:15	2	0	0	0	2	2
23:30	3	0	0	0	3	3
23:45	2	0	0	0	2	2

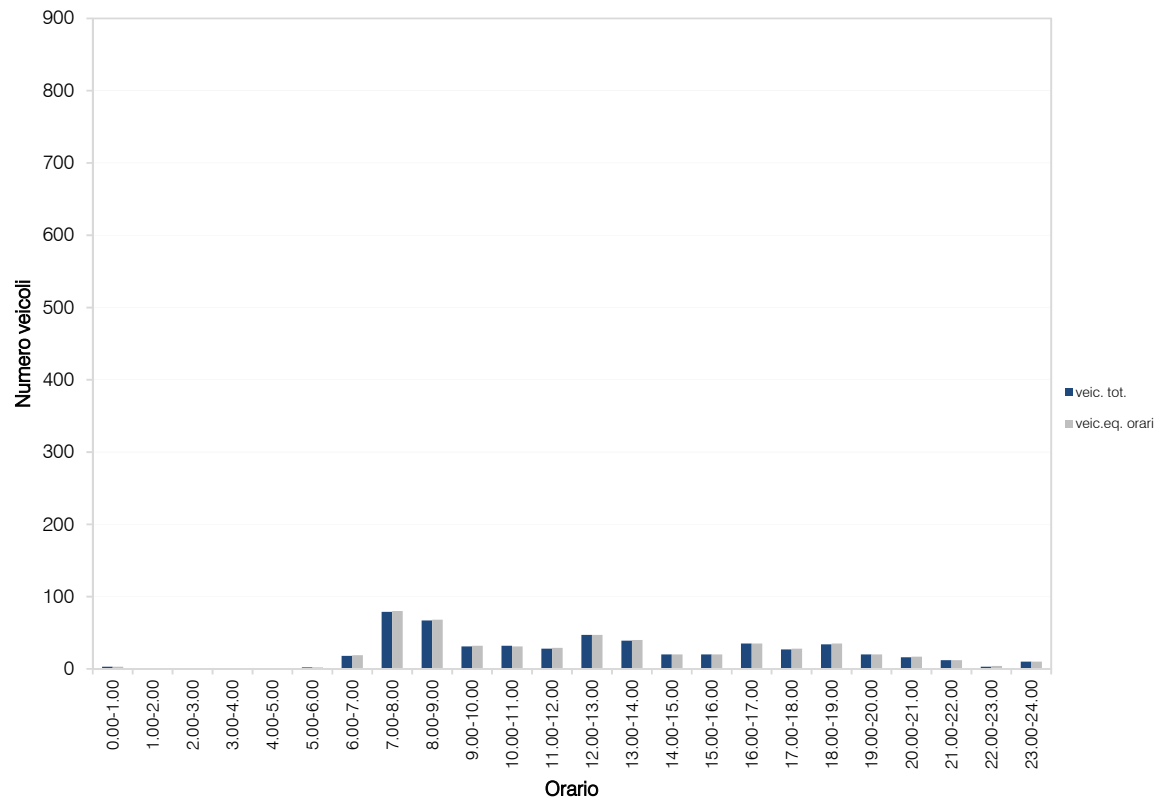
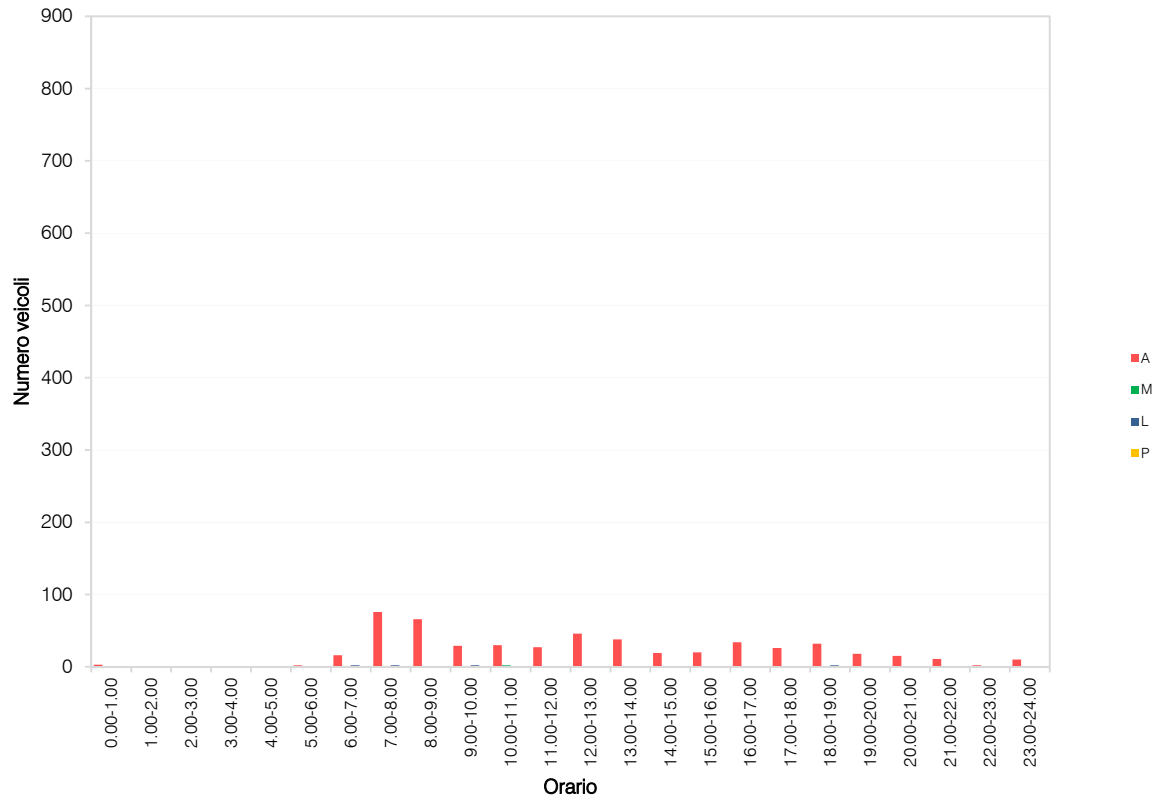
VOLUME DI TRAFFICO INTERVALLO TEMPORALE 60 min

venerdì 20 gennaio 2017

	<i>A</i>	<i>M</i>	<i>L</i>	<i>P</i>	<i>veicoli totali</i>	<i>veicoli equivalenti orari</i>
0.00-1.00	3	0	0	0	3	3
1.00-2.00	0	0	0	0	0	0
2.00-3.00	1	0	0	0	1	1
3.00-4.00	0	0	0	0	0	0
4.00-5.00	0	0	0	0	0	0
5.00-6.00	2	0	0	0	2	2
6.00-7.00	16	0	2	0	18	19
7.00-8.00	76	1	2	0	79	80
8.00-9.00	66	0	1	0	67	68
9.00-10.00	29	0	2	0	31	32
10.00-11.00	30	2	0	0	32	31
11.00-12.00	27	0	1	0	28	29
12.00-13.00	46	1	0	0	47	47
13.00-14.00	38	0	1	0	39	40
14.00-15.00	19	1	0	0	20	20
15.00-16.00	20	0	0	0	20	20
16.00-17.00	34	1	0	0	35	35
17.00-18.00	26	0	1	0	27	28
18.00-19.00	32	0	2	0	34	35
19.00-20.00	18	1	1	0	20	20
20.00-21.00	15	0	1	0	16	17
21.00-22.00	11	1	0	0	12	12
22.00-23.00	2	0	1	0	3	4
23.00-24.00	10	0	0	0	10	10
					TOT	544
						553

ELABORAZIONI GRAFICHE

venerdì 20 gennaio 2017



VOLUME DI TRAFFICO INTERVALLO TEMPORALE 15 min

sabato 21 gennaio 2017

	A	M	L	P	veicoli totali	Veic. eq.
0:00	0	0	0	0	0	0
0:15	1	0	0	0	1	1
0:30	0	0	0	0	0	0
0:45	0	0	0	0	0	0
1:00	0	0	0	0	0	0
1:15	2	0	0	0	2	2
1:30	0	0	0	0	0	0
1:45	0	0	0	0	0	0
2:00	0	0	0	0	0	0
2:15	0	0	0	0	0	0
2:30	1	0	0	0	1	1
2:45	0	0	0	0	0	0
3:00	0	0	0	0	0	0
3:15	0	0	0	0	0	0
3:30	1	0	0	0	1	1
3:45	0	0	0	0	0	0
4:00	0	0	0	0	0	0
4:15	0	0	0	0	0	0
4:30	0	0	0	0	0	0
4:45	0	0	0	0	0	0
5:00	0	0	0	0	0	0
5:15	0	1	0	0	1	1
5:30	5	0	0	0	5	5
5:45	1	0	0	0	1	1
6:00	0	0	0	0	0	0
6:15	3	0	0	0	3	3
6:30	3	0	0	0	3	3
6:45	3	0	0	0	3	3
7:00	1	0	0	0	1	1
7:15	2	0	0	0	2	2
7:30	9	0	0	0	9	9
7:45	24	0	0	0	24	24
8:00	8	0	0	0	8	8
8:15	7	0	0	0	7	7
8:30	4	0	0	0	4	4
8:45	5	0	0	0	5	5
9:00	4	0	0	0	4	4
9:15	5	0	0	0	5	5
9:30	7	0	0	0	7	7
9:45	4	0	0	0	4	4
10:00	7	0	0	0	7	7
10:15	2	0	0	0	2	2
10:30	6	0	1	0	7	8
10:45	7	0	0	0	7	7
11:00	10	1	0	0	11	11
11:15	3	0	0	0	3	3
11:30	9	1	0	0	10	10
11:45	8	0	0	0	8	8
12:00	11	0	0	0	11	11
12:15	3	2	0	0	5	4
12:30	10	0	0	0	10	10
12:45	20	1	1	0	22	22
13:00	21	2	0	0	23	22
13:15	1	1	0	0	2	2
13:30	5	0	0	0	5	5
13:45	3	0	0	0	3	3
14:00	4	0	0	0	4	4
14:15	8	0	0	0	8	8
14:30	12	0	0	0	12	12
14:45	7	1	0	0	8	8
15:00	6	0	0	0	6	6
15:15	7	0	0	0	7	7
15:30	6	0	0	0	6	6
15:45	7	0	0	0	7	7
16:00	11	1	0	0	12	12
16:15	2	1	0	0	3	2
16:30	4	0	0	0	4	4
16:45	6	0	0	0	6	6
17:00	7	0	0	0	7	7
17:15	4	0	0	0	4	4
17:30	5	0	0	0	5	5
17:45	4	0	0	0	4	4
18:00	8	0	0	0	8	8
18:15	9	0	0	0	9	9
18:30	5	0	0	0	5	5
18:45	5	0	0	0	5	5
19:00	5	0	0	0	5	5
19:15	6	1	1	0	8	8
19:30	4	0	0	0	4	4
19:45	2	0	0	0	2	2
20:00	1	0	0	0	1	1
20:15	2	0	0	0	2	2
20:30	3	0	0	0	3	3
20:45	3	0	0	0	3	3
21:00	3	0	0	0	3	3
21:15	2	0	0	0	2	2
21:30	2	0	0	0	2	2
21:45	4	0	0	0	4	4
22:00	1	0	0	0	1	1
22:15	0	0	0	0	0	0
22:30	2	0	0	0	2	2
22:45	1	0	0	0	1	1
23:00	0	0	0	0	0	0
23:15	1	0	0	0	1	1
23:30	1	0	0	0	1	1
23:45	1	0	0	0	1	1

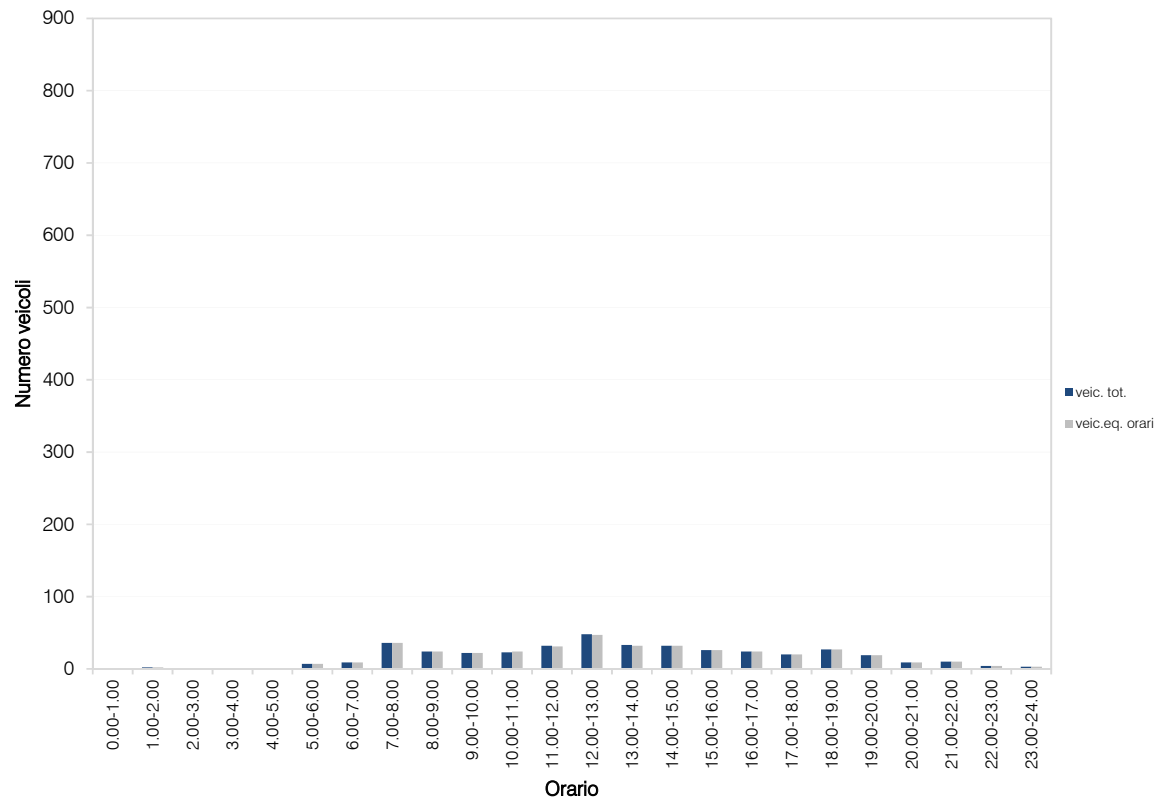
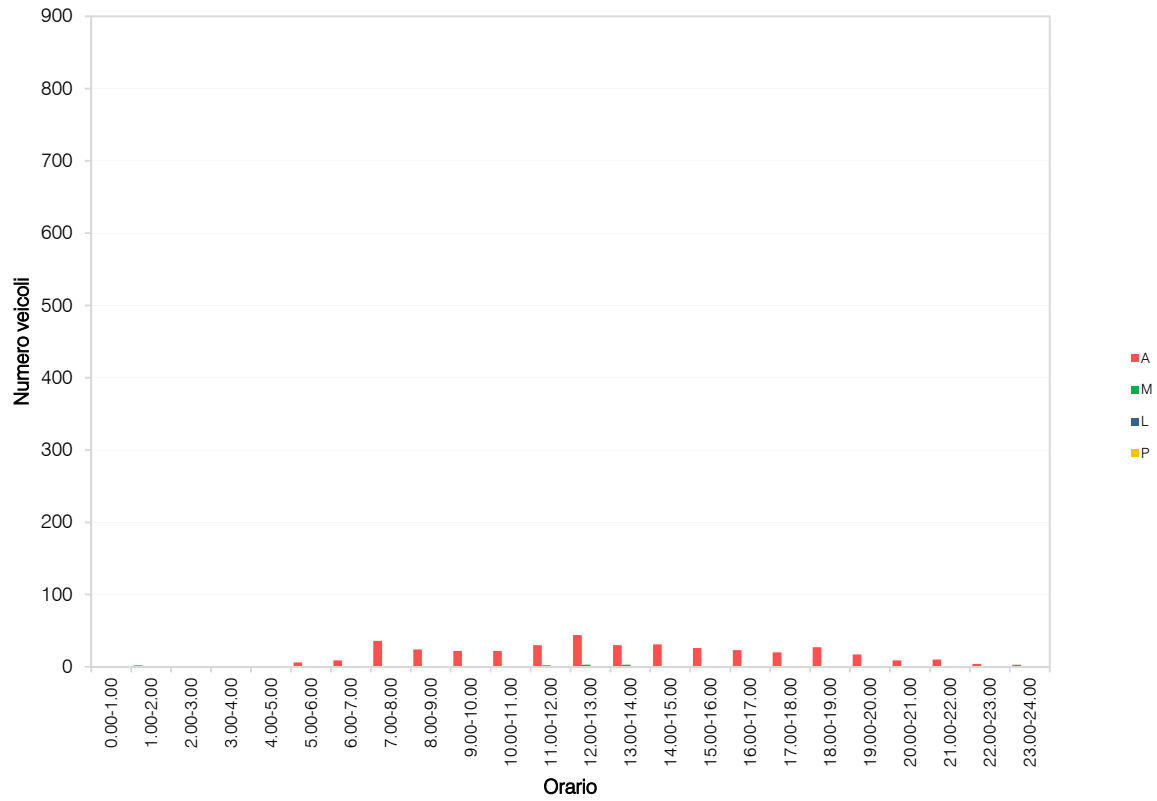
VOLUME DI TRAFFICO INTERVALLO TEMPORALE 60 min

sabato 21 gennaio 2017

	<i>A</i>	<i>M</i>	<i>L</i>	<i>P</i>	<i>veicoli totali</i>	<i>veicoli equivalenti orari</i>
0.00-1.00	1	0	0	0	1	1
1.00-2.00	2	0	0	0	2	2
2.00-3.00	1	0	0	0	1	1
3.00-4.00	1	0	0	0	1	1
4.00-5.00	0	0	0	0	0	0
5.00-6.00	6	1	0	0	7	7
6.00-7.00	9	0	0	0	9	9
7.00-8.00	36	0	0	0	36	36
8.00-9.00	24	0	0	0	24	24
9.00-10.00	22	0	0	0	22	22
10.00-11.00	22	0	1	0	23	24
11.00-12.00	30	2	0	0	32	31
12.00-13.00	44	3	1	0	48	47
13.00-14.00	30	3	0	0	33	32
14.00-15.00	31	1	0	0	32	32
15.00-16.00	26	0	0	0	26	26
16.00-17.00	23	1	0	0	24	24
17.00-18.00	20	0	0	0	20	20
18.00-19.00	27	0	0	0	27	27
19.00-20.00	17	1	1	0	19	19
20.00-21.00	9	0	0	0	9	9
21.00-22.00	10	0	0	0	10	10
22.00-23.00	4	0	0	0	4	4
23.00-24.00	3	0	0	0	3	3
					TOT	413
						411

ELABORAZIONI GRAFICHE

sabato 21 gennaio 2017



VOLUME DI TRAFFICO INTERVALLO TEMPORALE 15 min

domenica 22 gennaio 2017

	A	M	L	P	veicoli totali	Veic. eq.
0:00	0	0	0	0	0	0
0:15	1	0	0	0	1	1
0:30	3	0	0	0	3	3
0:45	0	0	0	0	0	0
1:00	2	0	0	0	2	2
1:15	2	0	0	0	2	2
1:30	4	0	0	0	4	4
1:45	0	0	0	0	0	0
2:00	4	0	0	0	4	4
2:15	0	0	0	0	0	0
2:30	0	0	0	0	0	0
2:45	0	0	0	0	0	0
3:00	0	0	0	0	0	0
3:15	0	0	0	0	0	0
3:30	0	0	0	0	0	0
3:45	0	0	0	0	0	0
4:00	1	0	0	0	1	1
4:15	0	0	0	0	0	0
4:30	0	0	0	0	0	0
4:45	0	0	0	0	0	0
5:00	0	0	0	0	0	0
5:15	2	0	0	0	2	2
5:30	0	0	0	0	0	0
5:45	0	0	0	0	0	0
6:00	0	0	0	0	0	0
6:15	0	0	0	0	0	0
6:30	0	0	0	0	0	0
6:45	1	0	0	0	1	1
7:00	0	0	0	0	0	0
7:15	15	0	0	0	15	15
7:30	4	0	0	0	4	4
7:45	5	0	0	0	5	5
8:00	1	0	0	0	1	1
8:15	1	0	0	0	1	1
8:30	2	0	0	0	2	2
8:45	2	0	0	0	2	2
9:00	5	0	0	0	5	5
9:15	7	0	0	0	7	7
9:30	6	0	0	0	6	6
9:45	11	0	0	0	11	11
10:00	6	1	0	0	7	7
10:15	8	0	0	0	8	8
10:30	12	0	0	0	12	12
10:45	5	0	0	0	5	5
11:00	5	1	0	0	6	6
11:15	16	0	1	0	17	18
11:30	15	0	0	0	15	15
11:45	7	0	0	0	7	7
12:00	5	0	0	0	5	5
12:15	7	1	0	0	8	8
12:30	9	1	0	0	10	10
12:45	4	0	0	0	4	4
13:00	2	0	0	0	2	2
13:15	0	0	0	0	0	0
13:30	3	0	0	0	3	3
13:45	4	0	0	0	4	4
14:00	3	0	0	0	3	3
14:15	5	1	0	0	6	6
14:30	4	0	1	0	5	6
14:45	3	0	0	0	3	3
15:00	3	0	0	0	3	3
15:15	7	0	0	0	7	7
15:30	3	0	0	0	3	3
15:45	4	0	0	0	4	4
16:00	2	0	0	0	2	2
16:15	6	1	0	0	7	7
16:30	5	0	0	0	5	5
16:45	5	0	0	0	5	5
17:00	4	0	0	0	4	4
17:15	6	0	0	0	6	6
17:30	3	0	0	0	3	3
17:45	9	0	0	0	9	9
18:00	2	0	0	0	2	2
18:15	4	0	0	0	4	4
18:30	2	0	0	0	2	2
18:45	1	1	0	0	2	2
19:00	3	0	0	0	3	3
19:15	4	0	0	0	4	4
19:30	4	0	0	0	4	4
19:45	4	0	0	0	4	4
20:00	4	0	0	0	4	4
20:15	1	0	0	0	1	1
20:30	0	0	0	0	0	0
20:45	1	0	0	0	1	1
21:00	2	0	0	0	2	2
21:15	2	0	0	0	2	2
21:30	2	0	0	0	2	2
21:45	1	0	0	0	1	1
22:00	1	0	0	0	1	1
22:15	0	0	0	0	0	0
22:30	1	0	0	0	1	1
22:45	0	0	0	0	0	0
23:00	0	0	0	0	0	0
23:15	0	0	0	0	0	0
23:30	2	0	0	0	2	2
23:45	1	0	0	0	1	1

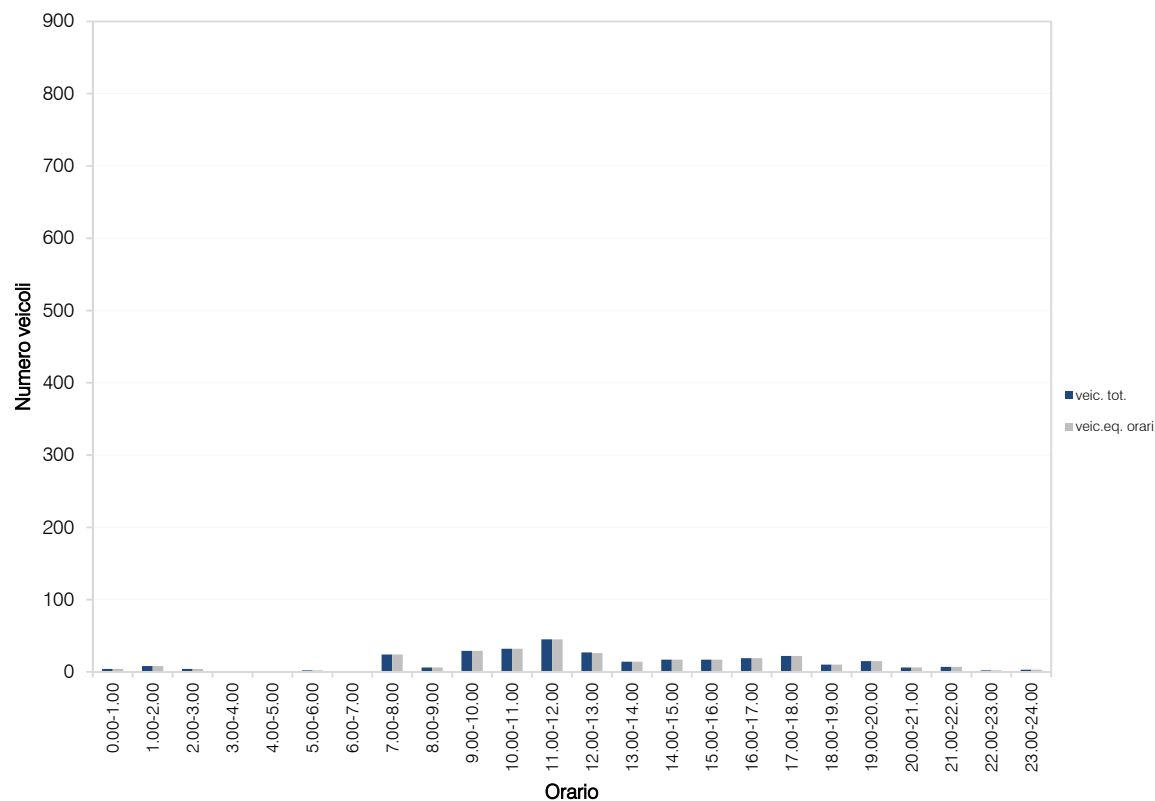
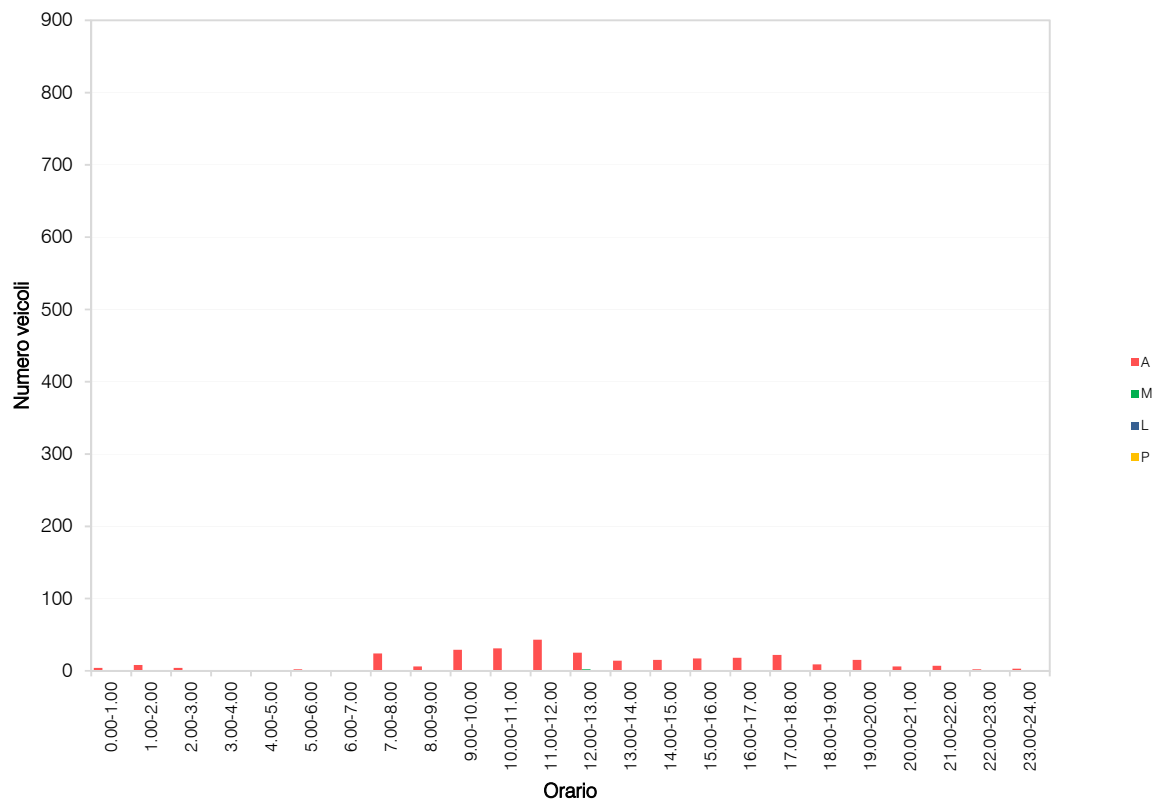
VOLUME DI TRAFFICO INTERVALLO TEMPORALE 60 min

domenica 22 gennaio 2017

	<i>A</i>	<i>M</i>	<i>L</i>	<i>P</i>	<i>veicoli totali</i>	<i>veicoli equivalenti orari</i>
0.00-1.00	4	0	0	0	4	4
1.00-2.00	8	0	0	0	8	8
2.00-3.00	4	0	0	0	4	4
3.00-4.00	0	0	0	0	0	0
4.00-5.00	1	0	0	0	1	1
5.00-6.00	2	0	0	0	2	2
6.00-7.00	1	0	0	0	1	1
7.00-8.00	24	0	0	0	24	24
8.00-9.00	6	0	0	0	6	6
9.00-10.00	29	0	0	0	29	29
10.00-11.00	31	1	0	0	32	32
11.00-12.00	43	1	1	0	45	45
12.00-13.00	25	2	0	0	27	26
13.00-14.00	14	0	0	0	14	14
14.00-15.00	15	1	1	0	17	17
15.00-16.00	17	0	0	0	17	17
16.00-17.00	18	1	0	0	19	19
17.00-18.00	22	0	0	0	22	22
18.00-19.00	9	1	0	0	10	10
19.00-20.00	15	0	0	0	15	15
20.00-21.00	6	0	0	0	6	6
21.00-22.00	7	0	0	0	7	7
22.00-23.00	2	0	0	0	2	2
23.00-24.00	3	0	0	0	3	3
					TOT	315
						314

ELABORAZIONI GRAFICHE

domenica 22 gennaio 2017




RILIEVI AUTOMATICI: RADAR 9

DATI GENERALI

Via Piazza, dir. est

Giorni di rilievo

4 giorni compresi tra giovedì 19 gennaio e domenica 22 gennaio



VOLUME DI TRAFFICO INTERVALLO TEMPORALE 15 min

giovedì 19 gennaio 2017

	A	M	L	P	veicoli totali	Veic. eq.
0:00	5	0	0	0	5	5
0:15	1	0	0	0	1	1
0:30	1	0	0	0	1	1
0:45	2	0	0	0	2	2
1:00	2	0	0	0	2	2
1:15	1	0	0	0	1	1
1:30	0	0	0	0	0	0
1:45	1	0	0	0	1	1
2:00	0	0	0	0	0	0
2:15	0	0	0	0	0	0
2:30	2	0	0	0	2	2
2:45	0	0	0	0	0	0
3:00	0	0	0	0	0	0
3:15	0	0	0	0	0	0
3:30	0	0	0	0	0	0
3:45	0	0	0	0	0	0
4:00	0	0	0	0	0	0
4:15	0	0	0	0	0	0
4:30	0	0	0	0	0	0
4:45	2	0	0	0	2	2
5:00	1	0	0	0	1	1
5:15	1	0	0	0	1	1
5:30	4	0	0	0	4	4
5:45	2	0	0	0	2	2
6:00	0	0	0	0	0	0
6:15	3	0	0	0	3	3
6:30	12	1	0	0	13	13
6:45	11	1	0	0	12	12
7:00	20	0	0	1	21	22
7:15	34	0	0	0	34	34
7:30	48	4	1	0	53	52
7:45	71	2	0	0	73	72
8:00	72	0	0	0	72	72
8:15	42	1	0	1	43	44
8:30	24	1	0	0	27	27
8:45	33	1	0	1	35	36
9:00	28	1	0	0	29	29
9:15	22	0	0	0	22	22
9:30	21	1	0	0	22	22
9:45	33	1	0	0	34	34
10:00	20	0	0	1	21	22
10:15	21	1	0	1	23	24
10:30	16	1	0	0	17	17
10:45	20	0	0	0	20	20
11:00	19	0	0	0	19	19
11:15	22	0	0	1	23	24
11:30	23	0	1	0	24	25
11:45	29	2	0	1	32	32
12:00	18	0	1	0	19	20
12:15	15	1	0	0	16	16
12:30	41	0	0	0	41	41
12:45	34	1	1	0	36	36
13:00	36	2	0	0	38	37
13:15	17	0	0	0	17	17
13:30	30	1	0	0	31	31
13:45	43	2	0	0	45	44
14:00	27	0	0	0	27	27
14:15	29	0	0	0	29	29
14:30	18	0	0	0	18	18
14:45	32	0	0	0	32	32
15:00	23	1	2	0	26	27
15:15	25	0	0	0	25	25
15:30	26	0	0	0	26	26
15:45	30	2	0	0	32	31
16:00	24	3	1	0	27	24
16:15	30	1	1	0	32	32
16:30	32	2	1	0	35	35
16:45	33	2	0	0	35	34
17:00	27	1	2	0	30	31
17:15	20	1	0	0	21	21
17:30	35	1	1	0	37	37
17:45	38	0	0	0	38	38
18:00	29	2	0	0	31	30
18:15	39	2	0	0	41	40
18:30	28	2	0	1	31	31
18:45	24	0	0	0	24	24
19:00	22	0	0	0	22	22
19:15	19	0	0	0	19	19
19:30	23	0	0	0	23	23
19:45	21	1	0	0	22	22
20:00	28	0	0	0	28	28
20:15	15	0	0	0	15	15
20:30	14	0	0	0	14	14
20:45	11	0	0	0	11	11
21:00	5	0	0	0	5	5
21:15	4	0	0	0	4	4
21:30	6	1	0	0	7	7
21:45	5	0	0	0	5	5
22:00	3	0	0	0	3	3
22:15	4	1	0	0	5	5
22:30	5	0	0	0	5	5
22:45	2	1	0	0	3	3
23:00	1	0	0	0	1	1
23:15	0	0	0	0	0	0
23:30	3	0	0	0	3	3
23:45	2	0	0	0	2	2

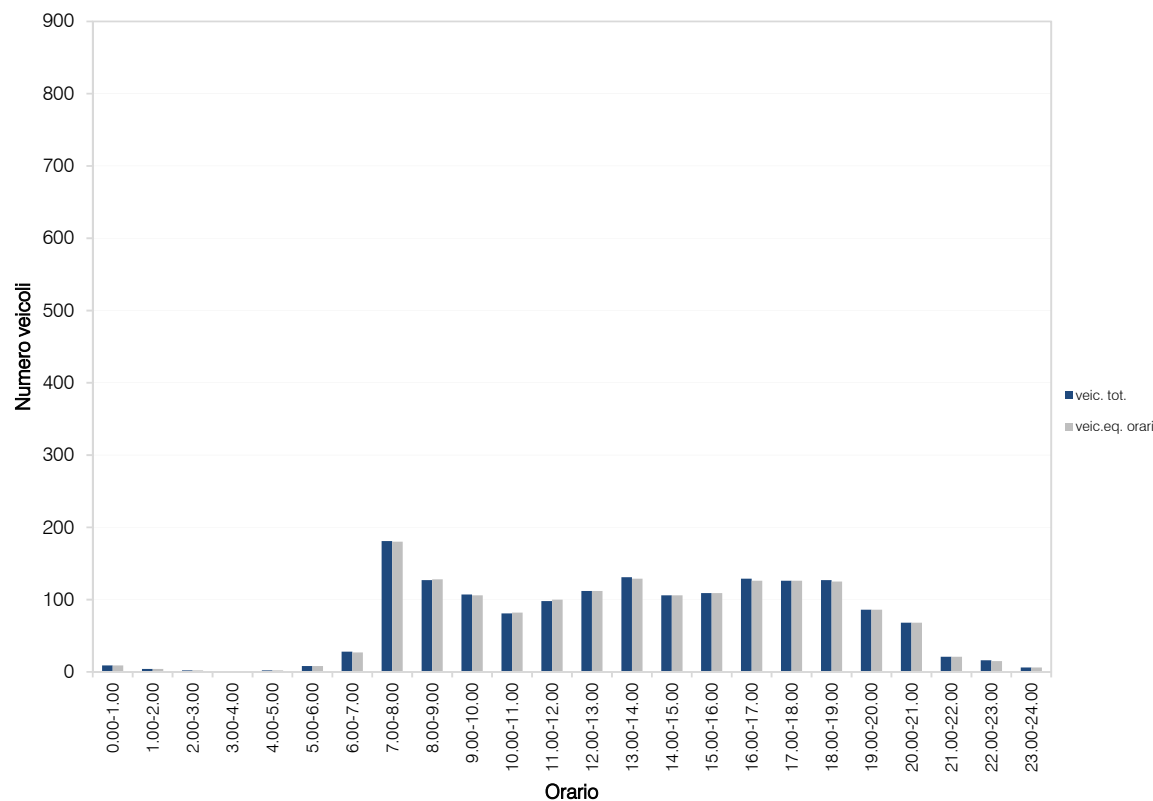
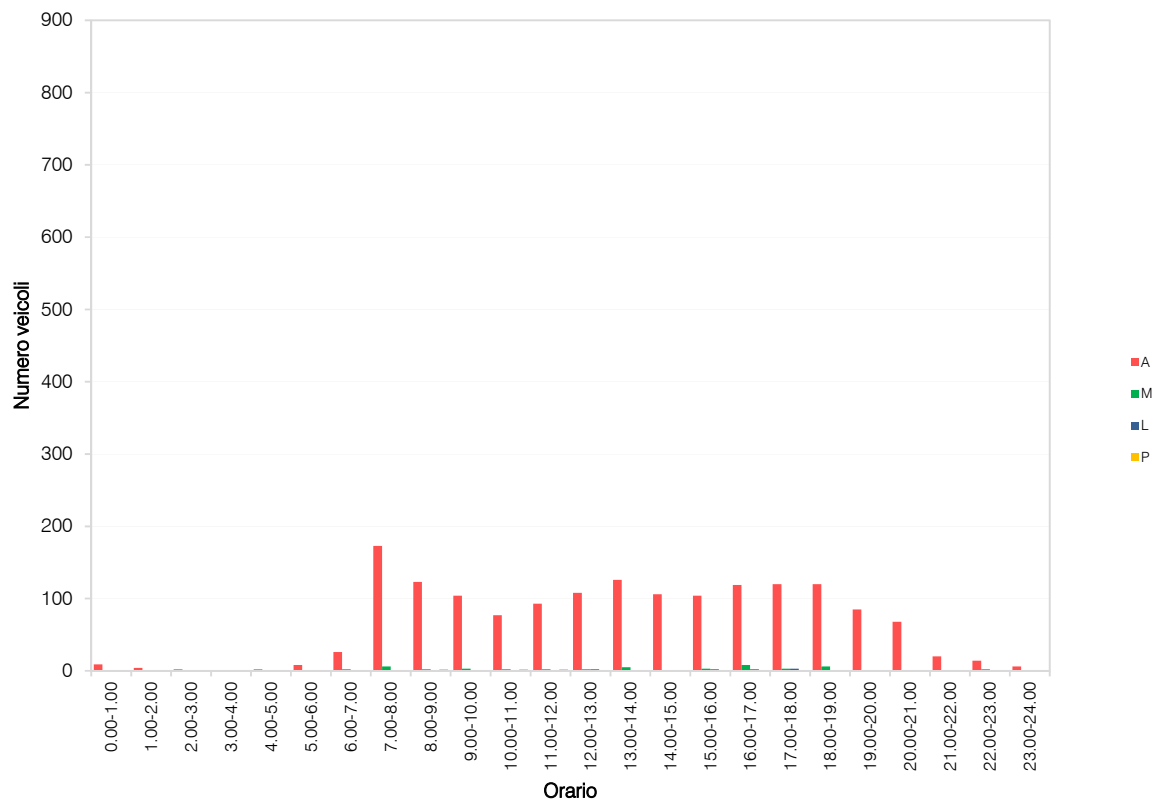
VOLUME DI TRAFFICO INTERVALLO TEMPORALE 60 min

giovedì 19 gennaio 2017

	<i>A</i>	<i>M</i>	<i>L</i>	<i>P</i>	<i>veicoli totali</i>	<i>veicoli equivalenti orari</i>
0.00-1.00	9	0	0	0	9	9
1.00-2.00	4	0	0	0	4	4
2.00-3.00	2	0	0	0	2	2
3.00-4.00	0	0	0	0	0	0
4.00-5.00	2	0	0	0	2	2
5.00-6.00	8	0	0	0	8	8
6.00-7.00	26	2	0	0	28	27
7.00-8.00	173	6	1	1	181	180
8.00-9.00	123	2	0	2	127	128
9.00-10.00	104	3	0	0	107	106
10.00-11.00	77	2	0	2	81	82
11.00-12.00	93	2	1	2	98	100
12.00-13.00	108	2	2	0	112	112
13.00-14.00	126	5	0	0	131	129
14.00-15.00	106	0	0	0	106	106
15.00-16.00	104	3	2	0	109	109
16.00-17.00	119	8	2	0	129	126
17.00-18.00	120	3	3	0	126	126
18.00-19.00	120	6	0	1	127	125
19.00-20.00	85	1	0	0	86	86
20.00-21.00	68	0	0	0	68	68
21.00-22.00	20	1	0	0	21	21
22.00-23.00	14	2	0	0	16	15
23.00-24.00	6	0	0	0	6	6
					TOT	1.684
						1.677

ELABORAZIONI GRAFICHE

giovedì 19 gennaio 2017



VOLUME DI TRAFFICO INTERVALLO TEMPORALE 15 min

venerdì 20 gennaio 2017

	A	M	L	P	veicoli totali	Veic. eq.
0:00	4	0	0	0	4	4
0:15	0	0	0	0	0	0
0:30	0	0	0	0	0	0
0:45	2	0	0	0	2	2
1:00	2	0	0	0	2	2
1:15	0	0	0	0	0	0
1:30	0	0	0	0	0	0
1:45	2	0	0	0	2	2
2:00	0	0	0	0	0	0
2:15	2	0	0	0	2	2
2:30	1	0	0	0	1	1
2:45	0	0	0	0	0	0
3:00	1	0	0	0	1	1
3:15	0	0	0	0	0	0
3:30	0	0	0	0	0	0
3:45	0	0	0	0	0	0
4:00	0	0	0	0	0	0
4:15	0	0	0	0	0	0
4:30	0	0	0	0	0	0
4:45	0	0	0	0	0	0
5:00	2	0	0	0	2	2
5:15	0	0	0	0	0	0
5:30	3	0	0	0	3	3
5:45	3	0	0	0	3	3
6:00	2	0	0	0	2	2
6:15	3	1	0	0	4	4
6:30	4	0	0	0	4	4
6:45	7	0	0	0	7	7
7:00	16	1	0	0	17	17
7:15	28	0	0	0	28	28
7:30	57	1	0	0	58	58
7:45	65	6	0	0	71	68
8:00	38	1	1	0	40	40
8:15	34	0	1	0	35	36
8:30	24	0	1	0	24	24
8:45	31	0	0	0	31	31
9:00	28	0	0	0	28	28
9:15	21	1	0	0	22	22
9:30	34	1	1	1	37	38
9:45	40	2	0	0	42	41
10:00	32	1	0	0	33	33
10:15	29	0	0	0	29	29
10:30	31	0	1	0	32	32
10:45	42	0	1	0	43	44
11:00	35	0	0	0	35	35
11:15	21	0	0	0	21	21
11:30	27	1	0	0	28	28
11:45	39	0	0	0	39	39
12:00	28	0	0	0	28	28
12:15	28	1	0	0	29	29
12:30	45	1	1	0	47	47
12:45	56	0	1	0	57	58
13:00	32	3	1	0	36	35
13:15	29	2	1	0	31	30
13:30	32	0	0	0	32	32
13:45	30	2	0	0	32	31
14:00	21	0	0	0	21	21
14:15	33	0	0	0	33	33
14:30	15	0	0	0	15	15
14:45	20	1	0	0	21	21
15:00	31	1	1	0	33	33
15:15	33	2	1	1	37	38
15:30	22	0	0	0	23	23
15:45	36	0	0	0	36	36
16:00	24	0	0	0	24	24
16:15	31	1	0	0	32	32
16:30	31	1	0	1	33	34
16:45	39	2	0	0	41	40
17:00	25	0	0	0	25	25
17:15	29	0	0	0	29	29
17:30	46	1	1	0	48	48
17:45	42	1	1	0	43	43
18:00	41	1	1	0	43	43
18:15	36	1	0	0	37	37
18:30	25	0	0	0	27	26
18:45	39	0	0	0	39	39
19:00	29	0	0	0	29	29
19:15	22	0	0	0	22	22
19:30	36	1	0	0	37	37
19:45	12	0	0	0	12	12
20:00	13	0	0	0	13	13
20:15	18	1	0	0	18	18
20:30	12	1	0	0	13	13
20:45	10	0	0	0	10	10
21:00	10	1	0	0	11	11
21:15	11	1	0	0	12	12
21:30	6	0	0	0	6	6
21:45	4	0	0	0	4	4
22:00	6	0	0	0	6	6
22:15	9	0	0	0	9	9
22:30	7	0	0	0	7	7
22:45	2	0	0	0	2	2
23:00	5	0	0	0	5	5
23:15	5	0	0	0	5	5
23:30	4	0	0	0	4	4
23:45	4	0	0	0	4	4

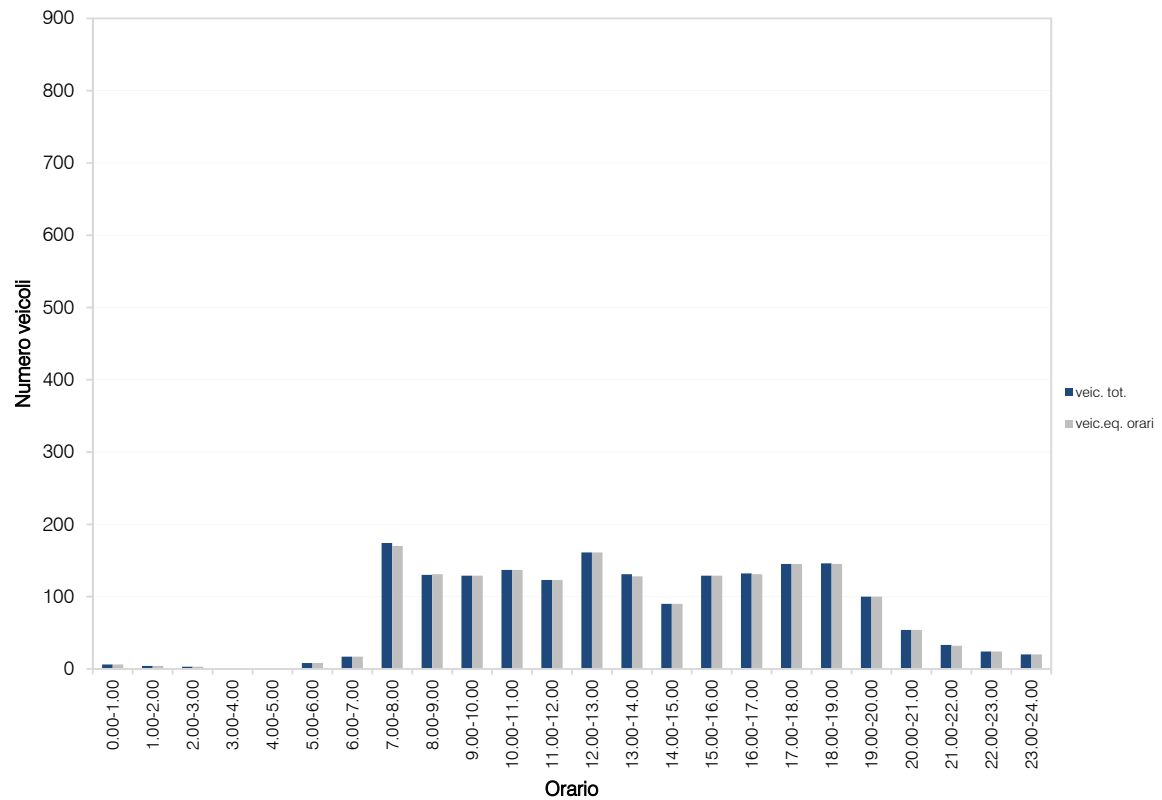
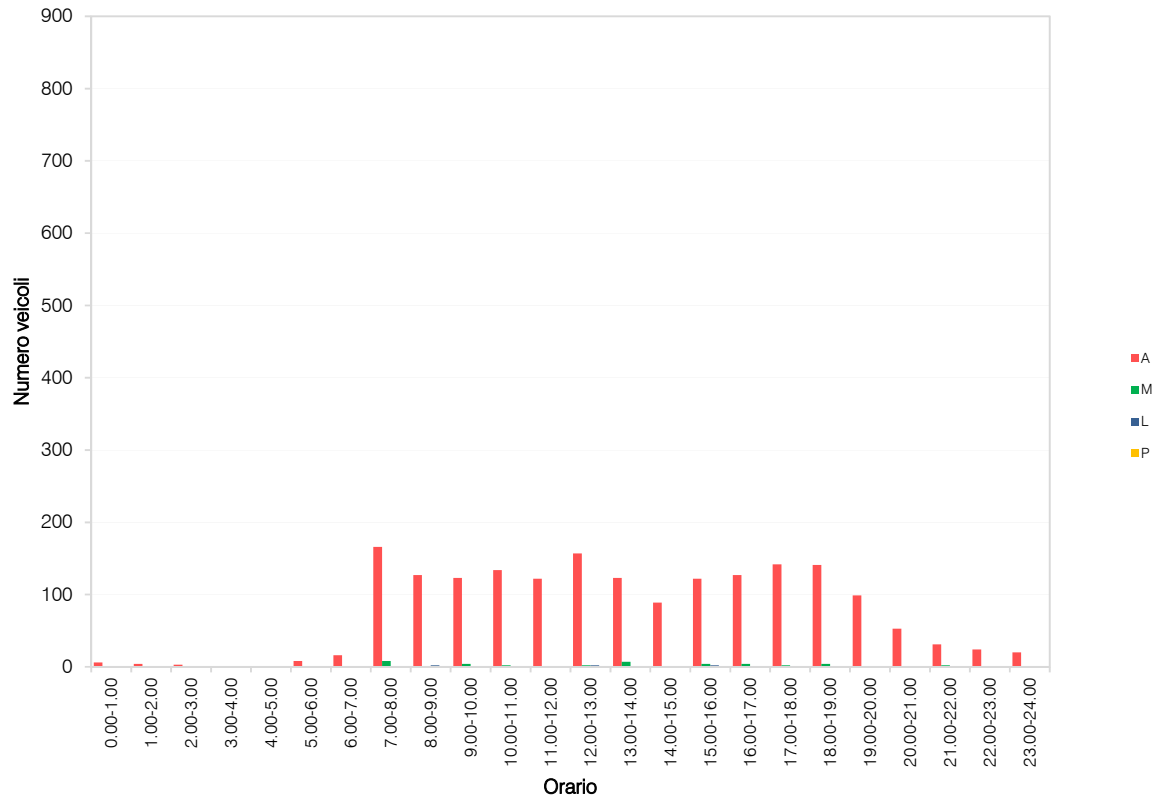
VOLUME DI TRAFFICO INTERVALLO TEMPORALE 60 min

venerdì 20 gennaio 2017

	<i>A</i>	<i>M</i>	<i>L</i>	<i>P</i>	<i>veicoli totali</i>	<i>veicoli equivalenti orari</i>
0.00-1.00	6	0	0	0	6	6
1.00-2.00	4	0	0	0	4	4
2.00-3.00	3	0	0	0	3	3
3.00-4.00	1	0	0	0	1	1
4.00-5.00	0	0	0	0	0	0
5.00-6.00	8	0	0	0	8	8
6.00-7.00	16	1	0	0	17	17
7.00-8.00	166	8	0	0	174	170
8.00-9.00	127	1	2	0	130	131
9.00-10.00	123	4	1	1	129	129
10.00-11.00	134	2	1	0	137	137
11.00-12.00	122	1	0	0	123	123
12.00-13.00	157	2	2	0	161	161
13.00-14.00	123	7	1	0	131	128
14.00-15.00	89	1	0	0	90	90
15.00-16.00	122	4	2	1	129	129
16.00-17.00	127	4	0	1	132	131
17.00-18.00	142	2	1	0	145	145
18.00-19.00	141	4	1	0	146	145
19.00-20.00	99	1	0	0	100	100
20.00-21.00	53	1	0	0	54	54
21.00-22.00	31	2	0	0	33	32
22.00-23.00	24	0	0	0	24	24
23.00-24.00	20	0	0	0	20	20
					TOT	1.897
						1.888

ELABORAZIONI GRAFICHE

venerdì 20 gennaio 2017



VOLUME DI TRAFFICO INTERVALLO TEMPORALE 15 min

sabato 21 gennaio 2017

	A	M	L	P	veicoli totali	Veic. eq.
0:00	1	0	0	0	1	1
0:15	2	0	0	0	2	2
0:30	5	0	0	0	5	5
0:45	6	0	0	0	6	6
1:00	0	0	0	0	0	0
1:15	1	0	0	0	1	1
1:30	0	0	0	0	0	0
1:45	3	0	0	0	3	3
2:00	1	0	0	0	1	1
2:15	2	0	0	0	2	2
2:30	0	0	0	0	0	0
2:45	0	0	0	0	0	0
3:00	0	0	0	0	0	0
3:15	0	0	0	0	0	0
3:30	0	0	0	0	0	0
3:45	1	0	0	0	1	1
4:00	0	0	0	0	0	0
4:15	0	0	0	0	0	0
4:30	2	0	0	0	2	2
4:45	0	0	0	0	0	0
5:00	1	0	0	0	1	1
5:15	0	0	0	0	0	0
5:30	1	0	0	0	1	1
5:45	1	0	0	0	1	1
6:00	2	0	0	0	2	2
6:15	5	0	0	0	5	5
6:30	3	0	0	0	3	3
6:45	5	0	0	0	5	5
7:00	6	0	0	0	6	6
7:15	15	0	0	0	15	15
7:30	40	3	0	0	43	42
7:45	62	3	0	0	65	64
8:00	9	0	1	0	10	11
8:15	15	0	0	0	15	15
8:30	18	0	1	0	19	20
8:45	13	1	0	0	14	14
9:00	19	0	0	0	19	19
9:15	19	0	1	0	20	21
9:30	14	0	0	0	14	14
9:45	22	1	0	0	23	23
10:00	25	1	0	0	26	26
10:15	23	2	0	0	25	24
10:30	29	0	0	0	29	27
10:45	27	2	0	0	29	27
11:00	34	2	0	0	36	35
11:15	30	0	0	0	30	30
11:30	26	2	0	0	28	27
11:45	28	2	0	0	30	29
12:00	34	0	0	0	34	34
12:15	26	1	1	0	28	28
12:30	35	1	0	0	36	36
12:45	56	1	0	0	57	57
13:00	46	3	1	0	50	49
13:15	14	0	0	0	14	14
13:30	23	1	0	0	24	24
13:45	18	1	0	0	19	19
14:00	15	1	0	0	16	16
14:15	21	1	0	0	22	22
14:30	15	1	0	0	16	16
14:45	26	1	0	0	27	27
15:00	20	3	0	0	23	22
15:15	17	1	0	0	18	18
15:30	27	1	0	0	28	28
15:45	24	1	1	0	26	26
16:00	25	1	0	0	26	24
16:15	23	0	0	0	23	23
16:30	24	0	1	0	25	26
16:45	29	0	0	0	29	29
17:00	18	1	0	0	19	19
17:15	31	1	0	0	32	32
17:30	38	1	1	0	40	40
17:45	17	0	0	0	17	17
18:00	33	1	0	0	34	34
18:15	25	1	0	0	26	26
18:30	21	0	0	0	21	21
18:45	28	0	0	0	28	28
19:00	15	0	0	0	15	15
19:15	25	1	0	0	26	26
19:30	28	0	0	0	28	28
19:45	13	0	0	0	13	13
20:00	13	0	0	0	13	13
20:15	14	1	0	0	15	15
20:30	15	0	0	0	15	15
20:45	9	0	0	0	9	9
21:00	5	0	0	0	5	5
21:15	3	0	0	0	3	3
21:30	9	0	0	0	9	9
21:45	9	0	0	0	9	9
22:00	10	0	0	0	10	10
22:15	5	0	0	0	5	5
22:30	9	0	0	0	9	9
22:45	5	0	0	0	5	5
23:00	5	0	0	0	5	5
23:15	8	0	0	0	8	8
23:30	7	0	0	0	7	7
23:45	2	0	0	0	2	2

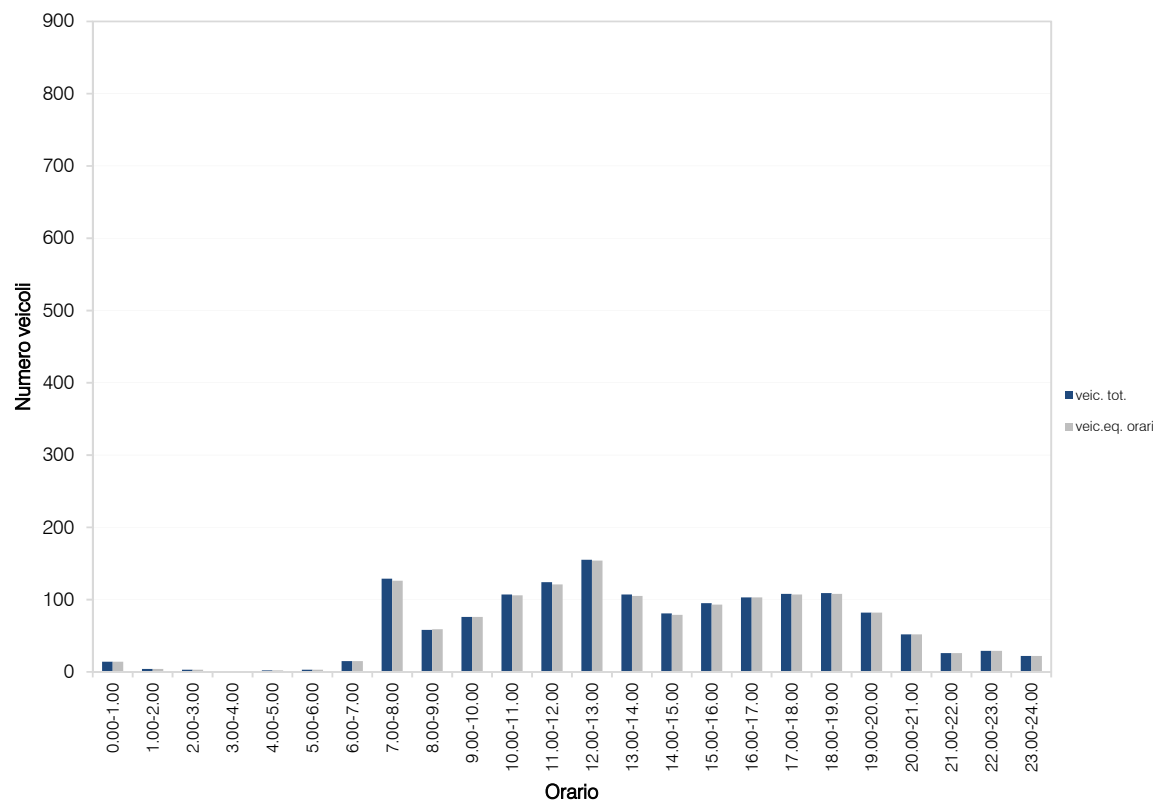
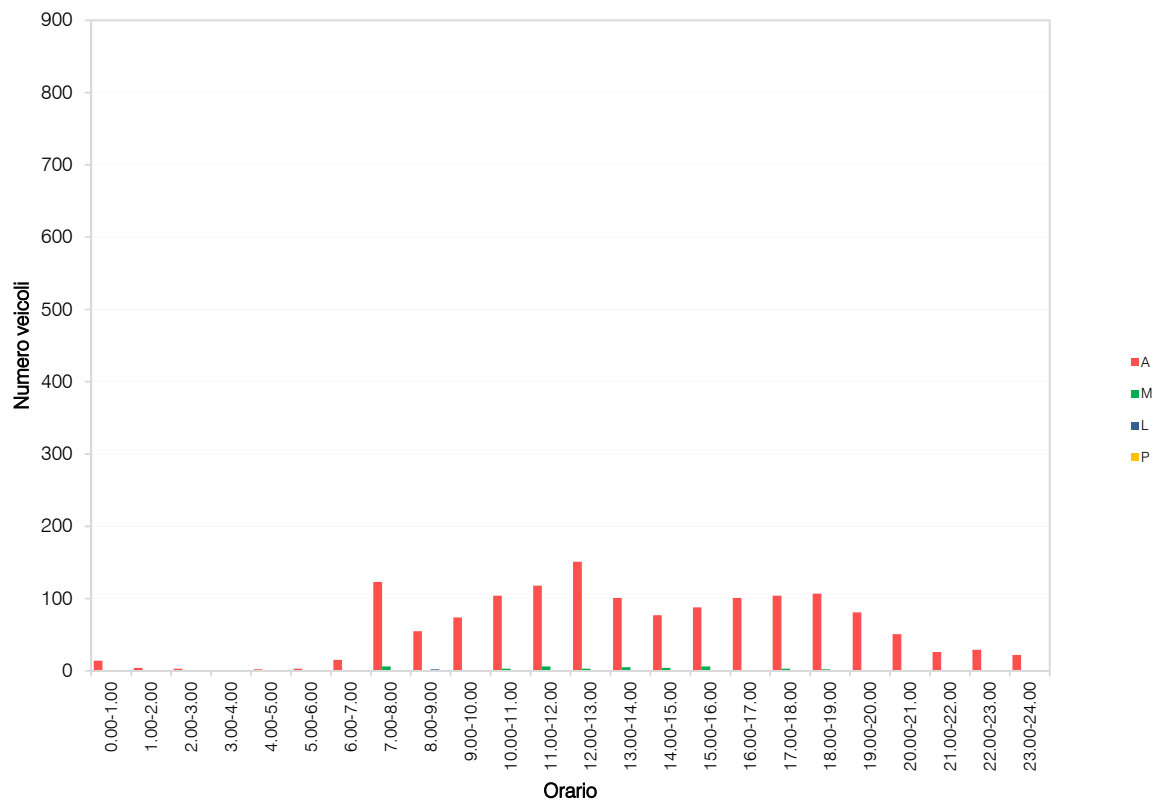
VOLUME DI TRAFFICO INTERVALLO TEMPORALE 60 min

sabato 21 gennaio 2017

	<i>A</i>	<i>M</i>	<i>L</i>	<i>P</i>	<i>veicoli totali</i>	<i>veicoli equivalenti orari</i>
0.00-1.00	14	0	0	0	14	14
1.00-2.00	4	0	0	0	4	4
2.00-3.00	3	0	0	0	3	3
3.00-4.00	1	0	0	0	1	1
4.00-5.00	2	0	0	0	2	2
5.00-6.00	3	0	0	0	3	3
6.00-7.00	15	0	0	0	15	15
7.00-8.00	123	6	0	0	129	126
8.00-9.00	55	1	2	0	58	59
9.00-10.00	74	1	1	0	76	76
10.00-11.00	104	3	0	0	107	106
11.00-12.00	118	6	0	0	124	121
12.00-13.00	151	3	1	0	155	154
13.00-14.00	101	5	1	0	107	105
14.00-15.00	77	4	0	0	81	79
15.00-16.00	88	6	1	0	95	93
16.00-17.00	101	1	1	0	103	103
17.00-18.00	104	3	1	0	108	107
18.00-19.00	107	2	0	0	109	108
19.00-20.00	81	1	0	0	82	82
20.00-21.00	51	1	0	0	52	52
21.00-22.00	26	0	0	0	26	26
22.00-23.00	29	0	0	0	29	29
23.00-24.00	22	0	0	0	22	22
					TOT	1.505
						1.490

ELABORAZIONI GRAFICHE

sabato 21 gennaio 2017



VOLUME DI TRAFFICO INTERVALLO TEMPORALE 15 min

domenica 22 gennaio 2017

	A	M	L	P	veicoli totali	Veic. eq.
0:00	2	1	0	0	3	3
0:15	2	0	0	0	2	2
0:30	2	1	0	0	3	3
0:45	0	0	0	0	0	0
1:00	1	0	0	0	1	1
1:15	7	0	0	0	7	7
1:30	3	0	0	0	3	3
1:45	2	0	0	0	2	2
2:00	6	0	0	0	6	6
2:15	1	0	0	0	1	1
2:30	0	0	0	0	0	0
2:45	4	0	0	0	4	4
3:00	1	0	0	0	1	1
3:15	1	0	0	0	1	1
3:30	0	0	0	0	0	0
3:45	0	0	0	0	0	0
4:00	0	0	0	0	0	0
4:15	0	0	0	0	0	0
4:30	2	0	0	0	2	2
4:45	0	0	0	0	0	0
5:00	2	0	0	0	2	2
5:15	0	0	0	0	0	0
5:30	2	0	0	0	2	2
5:45	0	0	0	0	0	0
6:00	0	0	0	0	0	0
6:15	1	0	0	0	1	1
6:30	0	0	0	0	0	0
6:45	4	0	0	0	4	4
7:00	5	0	0	0	5	5
7:15	3	0	0	0	3	3
7:30	4	0	0	0	4	4
7:45	7	0	0	0	7	7
8:00	7	0	0	0	7	7
8:15	13	0	0	0	13	13
8:30	2	0	0	0	2	2
8:45	5	1	0	0	6	6
9:00	16	0	0	0	16	16
9:15	19	0	0	0	19	19
9:30	14	1	0	0	15	15
9:45	5	1	1	0	7	7
10:00	13	1	0	0	14	14
10:15	20	1	0	0	21	21
10:30	13	0	0	0	13	13
10:45	15	0	0	0	15	15
11:00	26	0	0	0	26	26
11:15	25	0	0	0	25	25
11:30	25	1	0	0	26	26
11:45	21	0	1	0	22	23
12:00	24	0	0	0	24	24
12:15	21	1	0	0	22	22
12:30	16	1	0	0	17	17
12:45	7	0	0	0	7	7
13:00	11	0	0	0	11	11
13:15	7	0	0	0	7	7
13:30	9	0	0	0	9	9
13:45	10	0	0	0	10	10
14:00	17	0	0	0	17	17
14:15	15	0	0	0	15	15
14:30	16	0	0	0	16	16
14:45	15	1	1	0	17	17
15:00	20	0	0	0	20	20
15:15	22	1	0	0	23	23
15:30	15	0	0	0	15	15
15:45	26	0	0	0	26	26
16:00	32	0	0	0	32	32
16:15	29	1	1	0	31	31
16:30	17	0	0	0	17	17
16:45	19	2	0	0	21	20
17:00	30	1	0	0	31	31
17:15	16	0	0	0	16	16
17:30	20	1	1	0	22	22
17:45	22	0	1	0	22	22
18:00	23	0	1	0	24	25
18:15	12	0	0	0	12	12
18:30	23	0	1	0	24	25
18:45	13	1	0	0	14	14
19:00	16	0	1	0	17	18
19:15	11	1	0	0	12	12
19:30	16	2	0	0	18	17
19:45	11	0	0	0	11	11
20:00	15	0	0	0	15	15
20:15	8	0	0	0	8	8
20:30	9	0	0	0	9	9
20:45	4	0	0	0	4	4
21:00	12	1	0	0	13	13
21:15	5	0	0	0	5	5
21:30	8	0	0	0	8	8
21:45	11	0	0	0	11	11
22:00	8	0	0	0	8	8
22:15	4	0	0	0	4	4
22:30	4	0	0	0	4	4
22:45	3	0	0	0	3	3
23:00	2	0	0	0	2	2
23:15	2	0	0	0	2	2
23:30	8	0	0	0	8	8
23:45	7	0	0	0	7	7

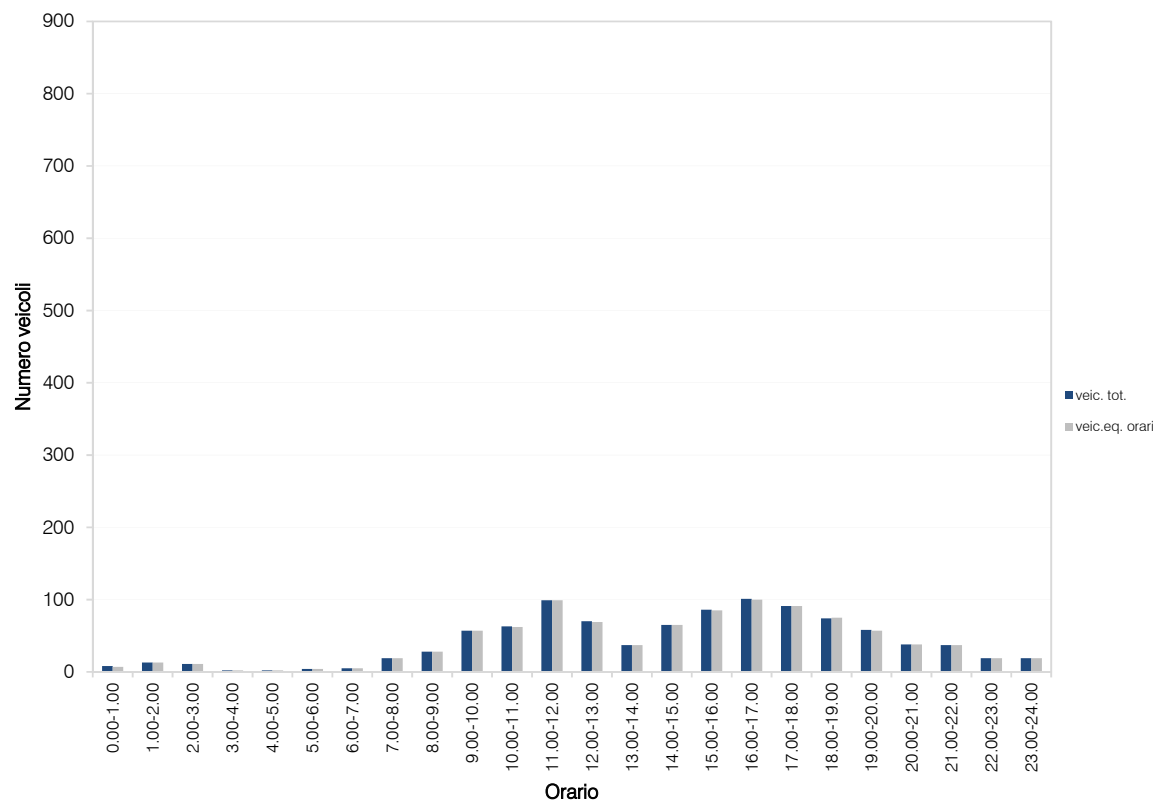
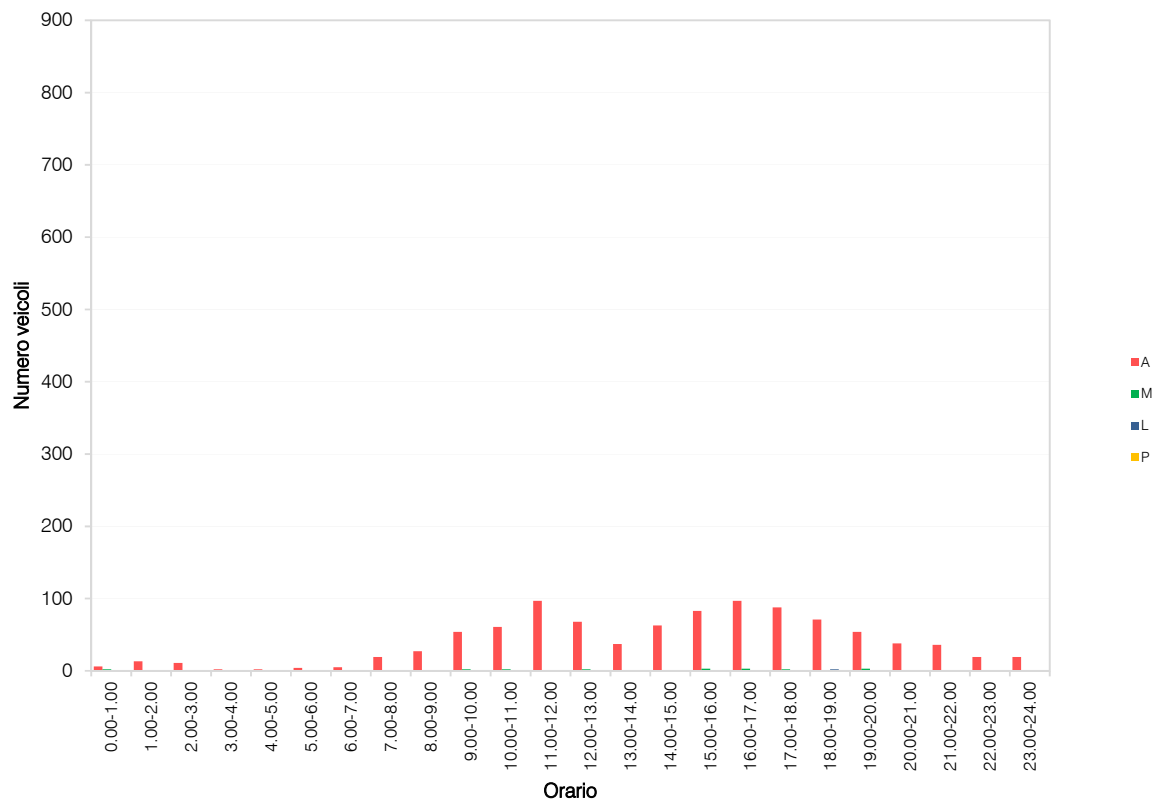
VOLUME DI TRAFFICO INTERVALLO TEMPORALE 60 min

domenica 22 gennaio 2017

	<i>A</i>	<i>M</i>	<i>L</i>	<i>P</i>	<i>veicoli totali</i>	<i>veicoli equivalenti orari</i>	
0.00-1.00	6	2	0	0	8	7	
1.00-2.00	13	0	0	0	13	13	
2.00-3.00	11	0	0	0	11	11	
3.00-4.00	2	0	0	0	2	2	
4.00-5.00	2	0	0	0	2	2	
5.00-6.00	4	0	0	0	4	4	
6.00-7.00	5	0	0	0	5	5	
7.00-8.00	19	0	0	0	19	19	
8.00-9.00	27	1	0	0	28	28	
9.00-10.00	54	2	1	0	57	57	
10.00-11.00	61	2	0	0	63	62	
11.00-12.00	97	1	1	0	99	99	
12.00-13.00	68	2	0	0	70	69	
13.00-14.00	37	0	0	0	37	37	
14.00-15.00	63	1	1	0	65	65	
15.00-16.00	83	3	0	0	86	85	
16.00-17.00	97	3	1	0	101	100	
17.00-18.00	88	2	1	0	91	91	
18.00-19.00	71	1	2	0	74	75	
19.00-20.00	54	3	1	0	58	57	
20.00-21.00	38	0	0	0	38	38	
21.00-22.00	36	1	0	0	37	37	
22.00-23.00	19	0	0	0	19	19	
23.00-24.00	19	0	0	0	19	19	
					TOT	1.006	1.001

ELABORAZIONI GRAFICHE

domenica 22 gennaio 2017



RILIEVI AUTOMATICI: RADAR 10

DATI GENERALI

Via Piazza, dir. ovest

Giorni di rilievo

4 giorni compresi tra giovedì 19 gennaio e domenica 22 gennaio



VOLUME DI TRAFFICO INTERVALLO TEMPORALE 15 min

giovedì 19 gennaio 2017

	A	M	L	P	veicoli totali	Veic. eq.
0:00	2	0	0	0	2	2
0:15	4	0	0	0	4	4
0:30	0	0	0	0	0	0
0:45	1	0	0	0	1	1
1:00	0	0	0	0	0	0
1:15	2	0	0	0	2	2
1:30	1	0	0	0	1	1
1:45	1	0	0	0	1	1
2:00	0	0	0	0	0	0
2:15	0	0	0	0	0	0
2:30	1	0	0	0	1	1
2:45	1	0	0	0	1	1
3:00	1	0	0	0	1	1
3:15	0	0	0	0	0	0
3:30	0	0	0	0	0	0
3:45	1	0	0	0	1	1
4:00	0	0	0	0	0	0
4:15	1	0	0	0	1	1
4:30	1	0	0	0	1	1
4:45	2	0	0	0	2	2
5:00	2	0	0	0	2	2
5:15	1	0	0	0	1	1
5:30	0	0	0	0	0	0
5:45	0	0	0	0	0	0
6:00	2	0	0	1	3	4
6:15	6	0	0	1	7	8
6:30	11	1	0	1	13	14
6:45	7	1	0	1	9	10
7:00	14	0	0	0	14	14
7:15	22	0	0	2	24	26
7:30	48	1	0	5	54	59
7:45	57	4	0	4	65	67
8:00	69	2	2	2	74	76
8:15	36	2	2	2	42	44
8:30	19	1	0	2	22	24
8:45	32	3	0	1	36	36
9:00	26	0	0	0	26	26
9:15	14	1	0	0	15	15
9:30	20	1	0	1	22	23
9:45	27	1	0	1	29	30
10:00	19	0	0	0	19	19
10:15	28	1	0	0	29	29
10:30	31	1	0	0	32	32
10:45	24	0	0	1	25	26
11:00	30	1	0	0	31	31
11:15	23	0	0	0	23	23
11:30	35	0	0	1	36	37
11:45	29	3	0	0	32	31
12:00	45	0	1	0	46	47
12:15	43	2	1	1	47	48
12:30	30	0	0	1	31	32
12:45	35	0	1	0	36	37
13:00	44	0	1	0	46	46
13:15	35	0	0	4	39	43
13:30	37	2	0	4	43	46
13:45	35	1	0	0	36	36
14:00	33	0	0	1	34	35
14:15	21	0	0	2	23	25
14:30	32	1	1	0	34	34
14:45	31	0	0	3	34	37
15:00	26	1	1	4	32	36
15:15	36	1	0	0	37	37
15:30	38	1	0	0	39	39
15:45	38	1	0	1	40	41
16:00	57	2	0	0	60	60
16:15	48	1	0	0	49	49
16:30	35	3	1	2	41	42
16:45	39	2	1	0	42	42
17:00	41	0	1	0	42	43
17:15	58	1	1	3	63	66
17:30	29	1	1	0	31	31
17:45	56	0	1	2	59	62
18:00	50	2	0	1	54	55
18:15	51	2	0	1	54	54
18:30	56	0	1	2	59	62
18:45	70	0	1	1	72	74
19:00	52	1	0	1	54	55
19:15	44	0	1	1	46	48
19:30	29	0	0	0	29	29
19:45	18	1	0	0	19	19
20:00	15	0	0	1	16	17
20:15	17	0	0	0	17	17
20:30	21	0	0	0	21	21
20:45	17	0	0	0	17	17
21:00	7	0	0	0	7	7
21:15	7	0	0	0	7	7
21:30	9	1	0	0	10	10
21:45	9	0	0	0	9	9
22:00	8	0	0	0	8	8
22:15	13	1	0	0	14	14
22:30	5	0	0	0	5	5
22:45	10	1	0	0	11	11
23:00	9	0	0	0	9	9
23:15	2	0	0	0	2	2
23:30	4	0	0	0	4	4
23:45	7	0	0	0	7	7

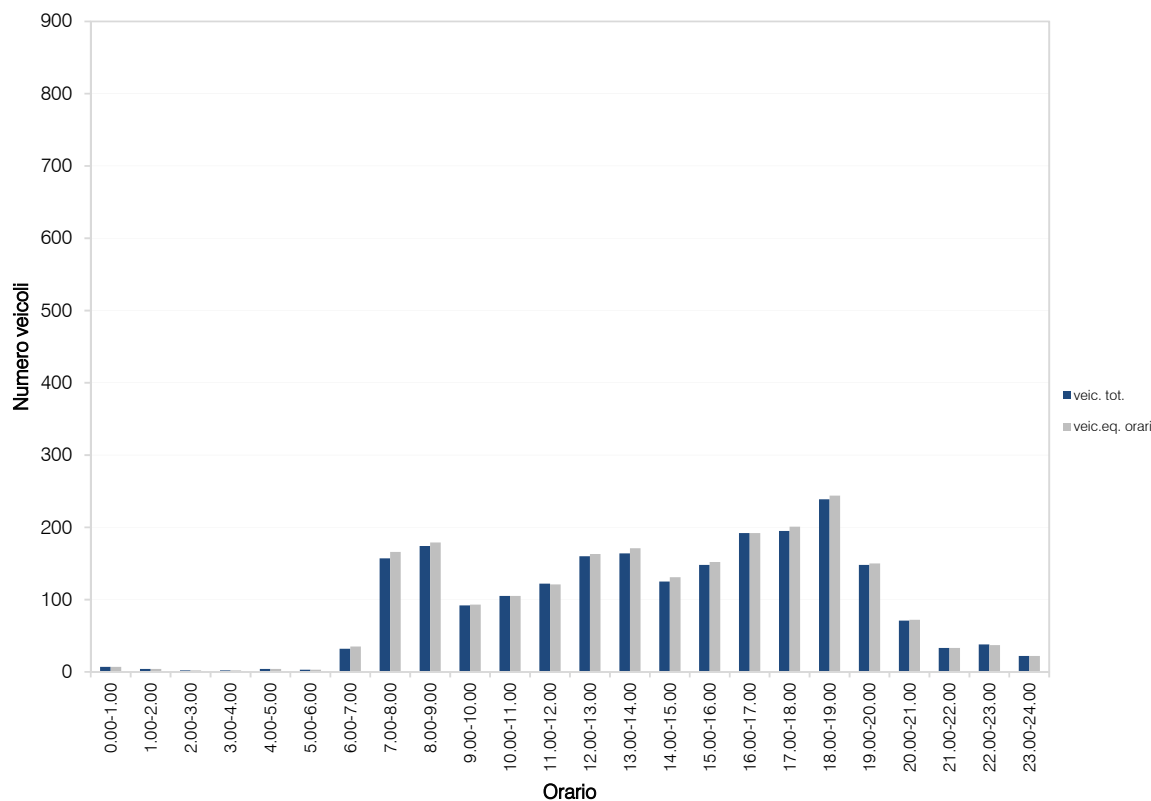
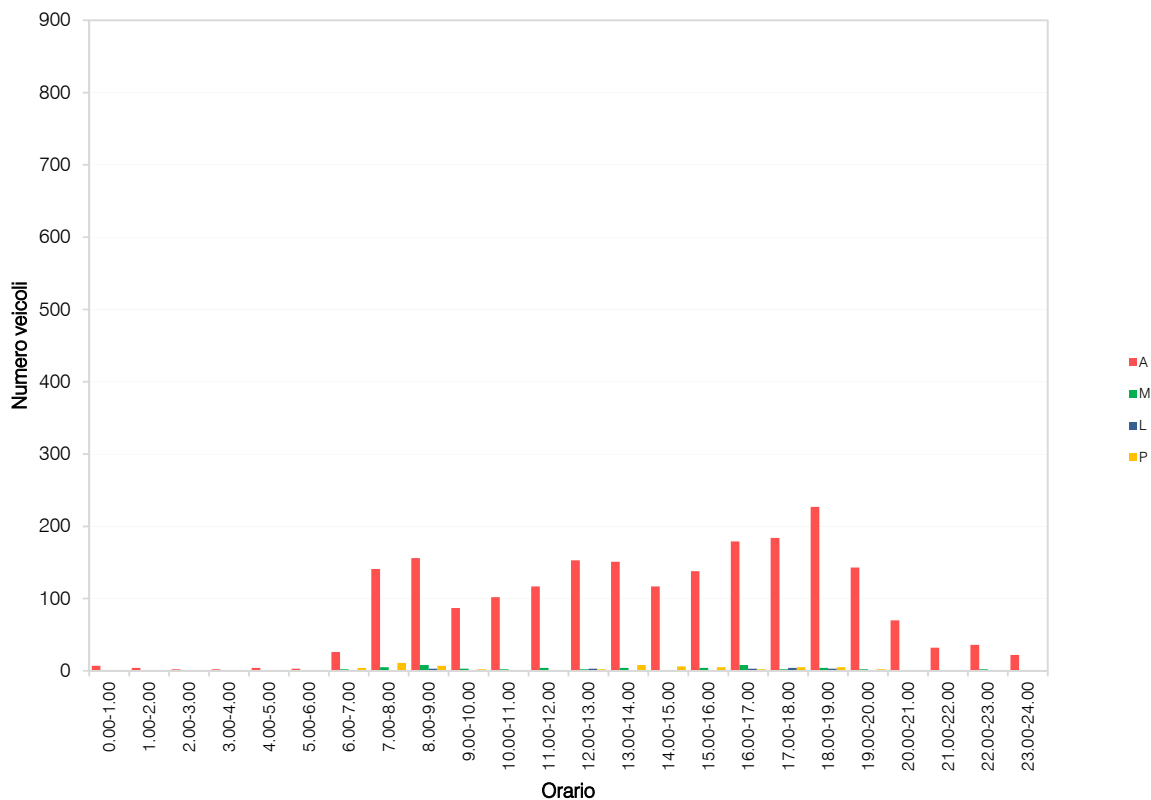
VOLUME DI TRAFFICO INTERVALLO TEMPORALE 60 min

giovedì 19 gennaio 2017

	<i>A</i>	<i>M</i>	<i>L</i>	<i>P</i>	<i>veicoli totali</i>	<i>veicoli equivalenti orari</i>
0.00-1.00	7	0	0	0	7	7
1.00-2.00	4	0	0	0	4	4
2.00-3.00	2	0	0	0	2	2
3.00-4.00	2	0	0	0	2	2
4.00-5.00	4	0	0	0	4	4
5.00-6.00	3	0	0	0	3	3
6.00-7.00	26	2	0	4	32	35
7.00-8.00	141	5	0	11	157	166
8.00-9.00	156	8	3	7	174	179
9.00-10.00	87	3	0	2	92	93
10.00-11.00	102	2	0	1	105	105
11.00-12.00	117	4	0	1	122	121
12.00-13.00	153	2	3	2	160	163
13.00-14.00	151	4	1	8	164	171
14.00-15.00	117	1	1	6	125	131
15.00-16.00	138	4	1	5	148	152
16.00-17.00	179	8	3	2	192	192
17.00-18.00	184	2	4	5	195	201
18.00-19.00	227	4	3	5	239	244
19.00-20.00	143	2	1	2	148	150
20.00-21.00	70	0	0	1	71	72
21.00-22.00	32	1	0	0	33	33
22.00-23.00	36	2	0	0	38	37
23.00-24.00	22	0	0	0	22	22
					TOT	2.239
						2.289

ELABORAZIONI GRAFICHE

giovedì 19 gennaio 2017



VOLUME DI TRAFFICO INTERVALLO TEMPORALE 15 min

venerdì 20 gennaio 2017

	A	M	L	P	veicoli totali	Veic. eq.
0:00	4	0	0	0	4	4
0:15	4	0	0	0	4	4
0:30	4	0	0	0	4	4
0:45	0	0	0	0	0	0
1:00	1	0	0	0	1	1
1:15	0	0	0	0	0	0
1:30	0	0	0	0	0	0
1:45	0	0	0	0	0	0
2:00	0	0	0	0	0	0
2:15	1	0	0	0	1	1
2:30	0	0	0	0	0	0
2:45	2	0	0	0	2	2
3:00	0	0	0	0	0	0
3:15	0	0	0	0	0	0
3:30	0	0	0	0	0	0
3:45	0	0	0	0	0	0
4:00	1	0	0	0	1	1
4:15	0	0	0	0	0	0
4:30	1	0	0	0	1	1
4:45	0	0	0	0	0	0
5:00	1	0	0	0	1	1
5:15	0	0	0	0	0	0
5:30	2	0	0	0	2	2
5:45	4	0	0	0	4	4
6:00	0	0	0	1	1	2
6:15	6	1	0	1	8	9
6:30	8	0	0	1	9	10
6:45	8	1	0	1	10	11
7:00	16	1	0	0	17	17
7:15	34	0	0	2	36	38
7:30	54	1	0	5	60	65
7:45	53	3	0	3	59	61
8:00	69	0	1	2	72	75
8:15	45	0	1	1	47	47
8:30	32	0	2	1	34	34
8:45	44	0	0	1	45	46
9:00	26	0	0	0	26	26
9:15	28	0	0	0	28	28
9:30	20	1	0	1	22	23
9:45	25	2	0	1	28	28
10:00	26	1	0	0	27	27
10:15	18	1	0	0	19	19
10:30	26	2	0	1	27	27
10:45	28	2	0	1	31	31
11:00	34	0	0	0	34	34
11:15	43	0	1	0	44	45
11:30	39	1	0	1	41	42
11:45	35	0	0	0	35	35
12:00	47	0	0	0	47	47
12:15	49	1	1	1	52	53
12:30	41	1	1	1	44	45
12:45	41	0	1	0	42	43
13:00	63	2	1	1	67	68
13:15	43	0	0	4	47	51
13:30	36	0	0	4	40	44
13:45	41	1	0	0	42	42
14:00	38	0	0	2	40	42
14:15	33	0	0	2	35	37
14:30	33	0	0	0	33	33
14:45	34	1	0	4	39	43
15:00	41	1	0	4	46	50
15:15	34	2	0	0	36	35
15:30	40	2	0	0	42	41
15:45	51	1	0	1	53	54
16:00	46	0	0	0	46	44
16:15	38	2	0	0	40	39
16:30	45	1	0	2	48	50
16:45	53	1	1	0	55	55
17:00	43	0	0	0	43	43
17:15	47	1	0	2	50	52
17:30	46	0	1	0	47	48
17:45	49	2	1	1	53	54
18:00	49	1	1	1	52	53
18:15	44	1	0	1	46	47
18:30	35	1	0	1	37	38
18:45	44	0	0	0	44	44
19:00	36	1	0	0	37	37
19:15	27	1	0	1	29	30
19:30	27	0	0	0	27	27
19:45	18	0	0	0	18	18
20:00	36	0	0	1	37	38
20:15	22	1	0	0	22	22
20:30	17	1	0	0	18	18
20:45	24	0	0	0	24	24
21:00	17	2	0	0	19	18
21:15	10	0	0	0	10	10
21:30	14	0	0	0	14	14
21:45	5	1	0	0	6	6
22:00	6	0	0	0	6	6
22:15	5	0	0	0	5	5
22:30	5	0	0	0	5	5
22:45	10	0	0	0	10	10
23:00	8	0	0	0	8	8
23:15	3	0	0	0	3	3
23:30	3	0	0	0	3	3
23:45	6	0	0	0	6	6

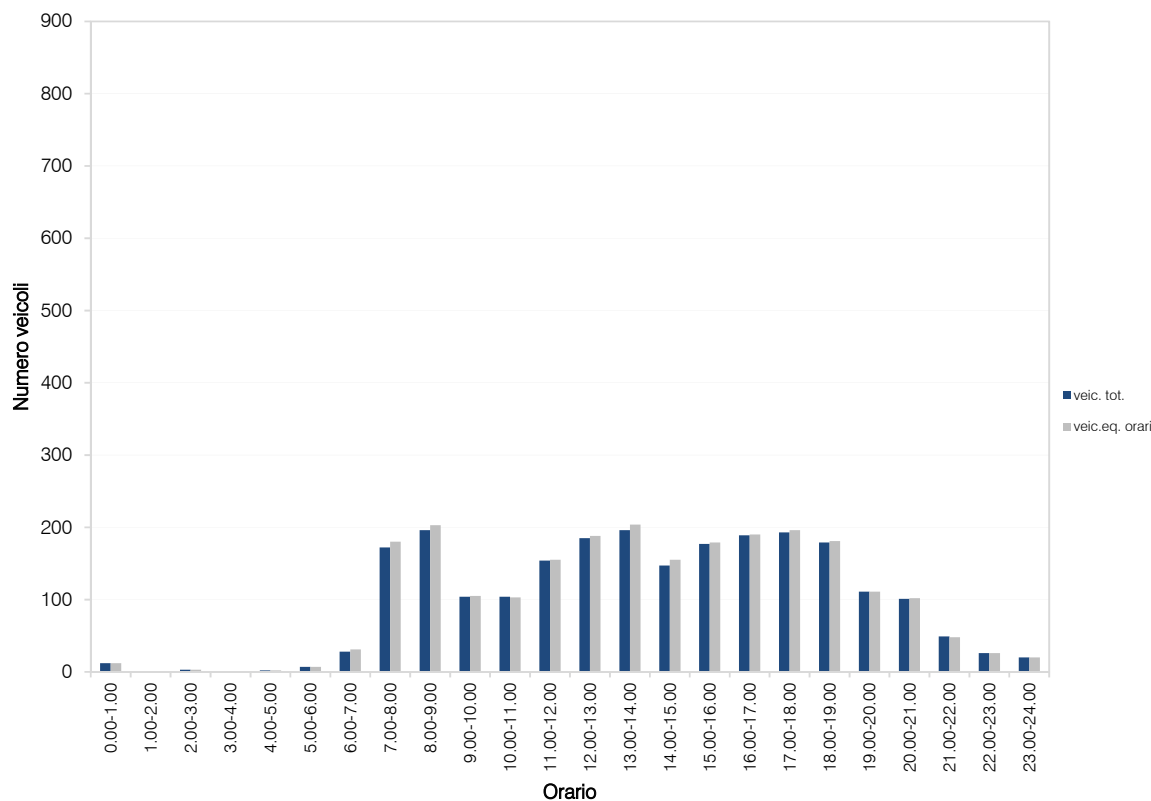
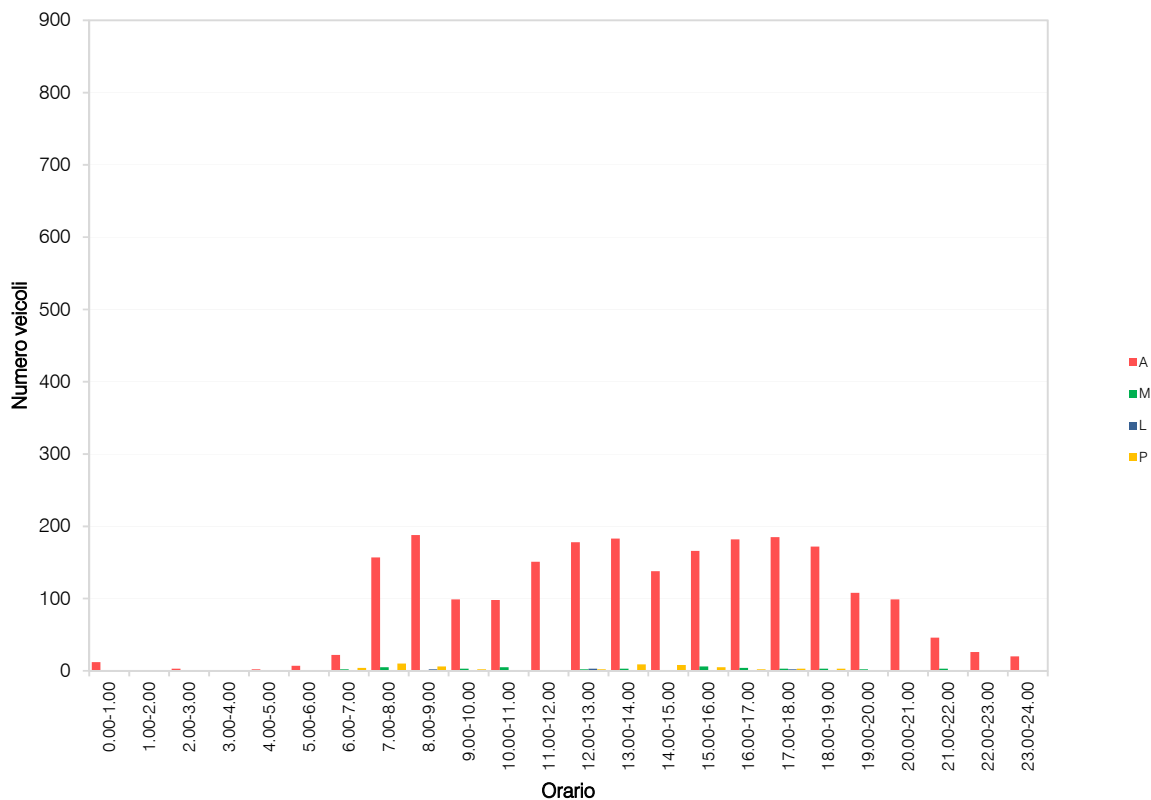
VOLUME DI TRAFFICO INTERVALLO TEMPORALE 60 min

venerdì 20 gennaio 2017

	<i>A</i>	<i>M</i>	<i>L</i>	<i>P</i>	<i>veicoli totali</i>	<i>veicoli equivalenti orari</i>
0.00-1.00	12	0	0	0	12	12
1.00-2.00	1	0	0	0	1	1
2.00-3.00	3	0	0	0	3	3
3.00-4.00	0	0	0	0	0	0
4.00-5.00	2	0	0	0	2	2
5.00-6.00	7	0	0	0	7	7
6.00-7.00	22	2	0	4	28	31
7.00-8.00	157	5	0	10	172	180
8.00-9.00	188	0	2	6	196	203
9.00-10.00	99	3	0	2	104	105
10.00-11.00	98	5	0	1	104	103
11.00-12.00	151	1	1	1	154	155
12.00-13.00	178	2	3	2	185	188
13.00-14.00	183	3	1	9	196	204
14.00-15.00	138	1	0	8	147	155
15.00-16.00	166	6	0	5	177	179
16.00-17.00	182	4	1	2	189	190
17.00-18.00	185	3	2	3	193	196
18.00-19.00	172	3	1	3	179	181
19.00-20.00	108	2	0	1	111	111
20.00-21.00	99	1	0	1	101	102
21.00-22.00	46	3	0	0	49	48
22.00-23.00	26	0	0	0	26	26
23.00-24.00	20	0	0	0	20	20
					TOT	2.356
						2.402

ELABORAZIONI GRAFICHE

venerdì 20 gennaio 2017



VOLUME DI TRAFFICO INTERVALLO TEMPORALE 15 min

sabato 21 gennaio 2017

	A	M	L	P	veicoli totali	Veic. eq.
0:00	3	0	0	0	3	3
0:15	6	0	0	0	6	6
0:30	5	0	0	0	5	5
0:45	2	0	0	0	2	2
1:00	3	0	0	0	3	3
1:15	1	0	0	0	1	1
1:30	2	0	0	0	2	2
1:45	2	0	0	0	2	2
2:00	0	0	0	0	0	0
2:15	1	0	0	0	1	1
2:30	5	0	0	0	5	5
2:45	2	0	0	0	2	2
3:00	0	0	0	0	0	0
3:15	0	0	0	0	0	0
3:30	0	0	0	0	0	0
3:45	0	0	0	0	0	0
4:00	0	0	0	0	0	0
4:15	3	0	0	0	3	3
4:30	2	0	0	0	2	2
4:45	0	0	0	0	0	0
5:00	0	0	0	0	0	0
5:15	2	0	0	0	2	2
5:30	1	0	0	0	1	1
5:45	1	0	0	0	1	1
6:00	1	0	0	1	2	3
6:15	4	0	0	1	5	6
6:30	1	0	0	1	2	3
6:45	5	0	0	1	6	7
7:00	6	0	0	0	6	6
7:15	12	0	0	2	14	16
7:30	26	1	0	4	31	35
7:45	38	0	1	3	42	46
8:00	33	0	1	1	35	37
8:15	17	0	1	1	18	19
8:30	21	0	1	2	24	27
8:45	16	1	0	1	18	19
9:00	18	0	0	0	18	18
9:15	18	0	0	0	18	18
9:30	32	1	0	1	34	35
9:45	20	0	0	1	21	22
10:00	25	1	0	0	26	26
10:15	36	2	0	0	38	37
10:30	30	0	0	2	30	30
10:45	45	0	0	2	47	49
11:00	31	2	0	0	33	32
11:15	29	0	1	0	30	31
11:30	35	2	1	2	40	42
11:45	36	2	0	0	38	37
12:00	38	0	0	0	38	38
12:15	51	0	1	1	53	55
12:30	46	0	1	2	49	52
12:45	31	1	0	0	32	32
13:00	58	1	1	4	60	60
13:15	35	1	0	4	40	44
13:30	36	1	0	4	41	45
13:45	18	1	0	0	19	19
14:00	15	2	0	1	18	18
14:15	24	2	0	2	28	29
14:30	21	1	0	0	22	22
14:45	26	1	0	3	30	33
15:00	16	0	0	4	20	24
15:15	24	0	0	0	24	24
15:30	28	2	0	0	30	29
15:45	32	1	1	1	35	36
16:00	24	1	0	0	27	27
16:15	26	0	0	0	26	26
16:30	38	1	1	2	42	44
16:45	33	0	0	0	33	33
17:00	31	0	0	0	31	31
17:15	31	1	0	2	34	36
17:30	49	0	1	0	50	51
17:45	50	0	1	1	51	52
18:00	24	0	1	1	26	28
18:15	28	1	0	1	30	31
18:30	26	0	0	1	27	28
18:45	25	0	1	0	26	27
19:00	29	0	0	0	29	29
19:15	32	1	0	1	34	35
19:30	36	1	0	0	37	37
19:45	17	0	0	0	17	17
20:00	24	0	0	1	25	26
20:15	19	1	0	0	20	20
20:30	11	0	0	0	11	11
20:45	12	0	0	0	12	12
21:00	9	0	0	0	9	9
21:15	13	0	0	0	13	13
21:30	3	0	0	0	3	3
21:45	11	0	0	0	11	11
22:00	9	0	0	0	9	9
22:15	7	0	0	0	7	7
22:30	6	0	0	0	6	6
22:45	10	0	0	0	10	10
23:00	8	0	0	0	8	8
23:15	8	0	0	0	8	8
23:30	15	0	0	0	15	15
23:45	9	0	0	0	9	9

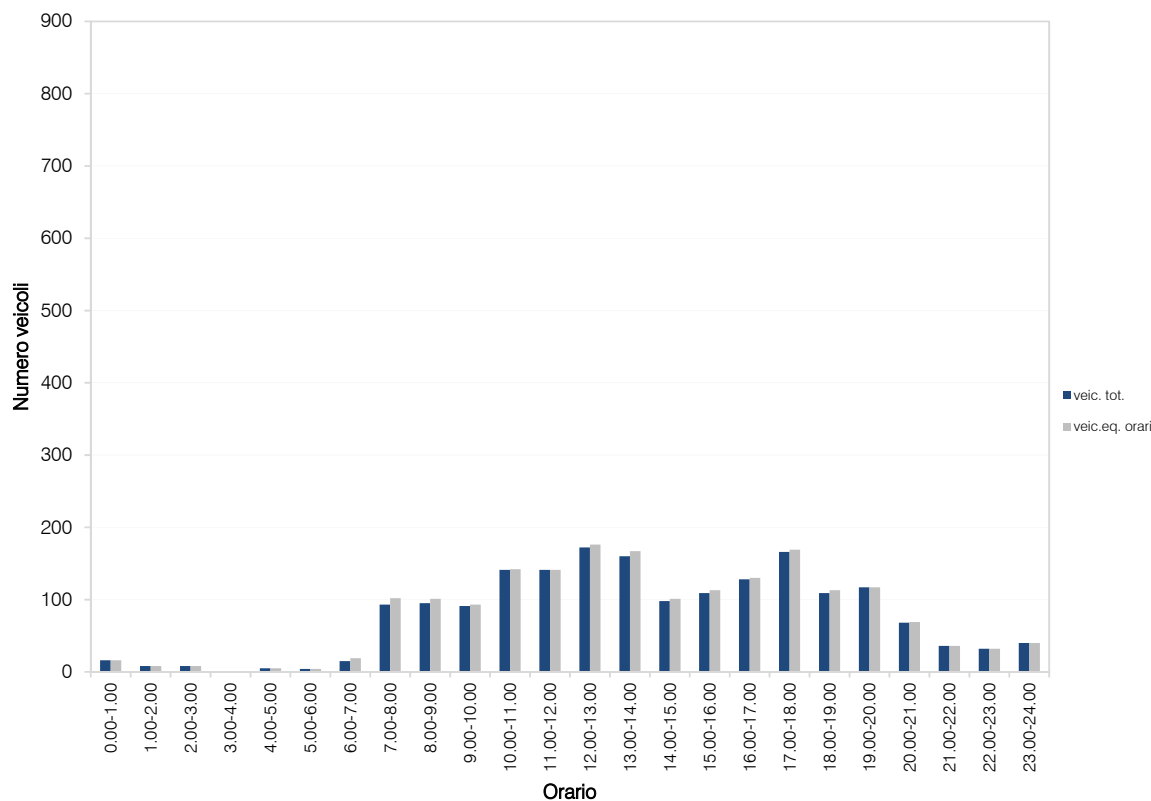
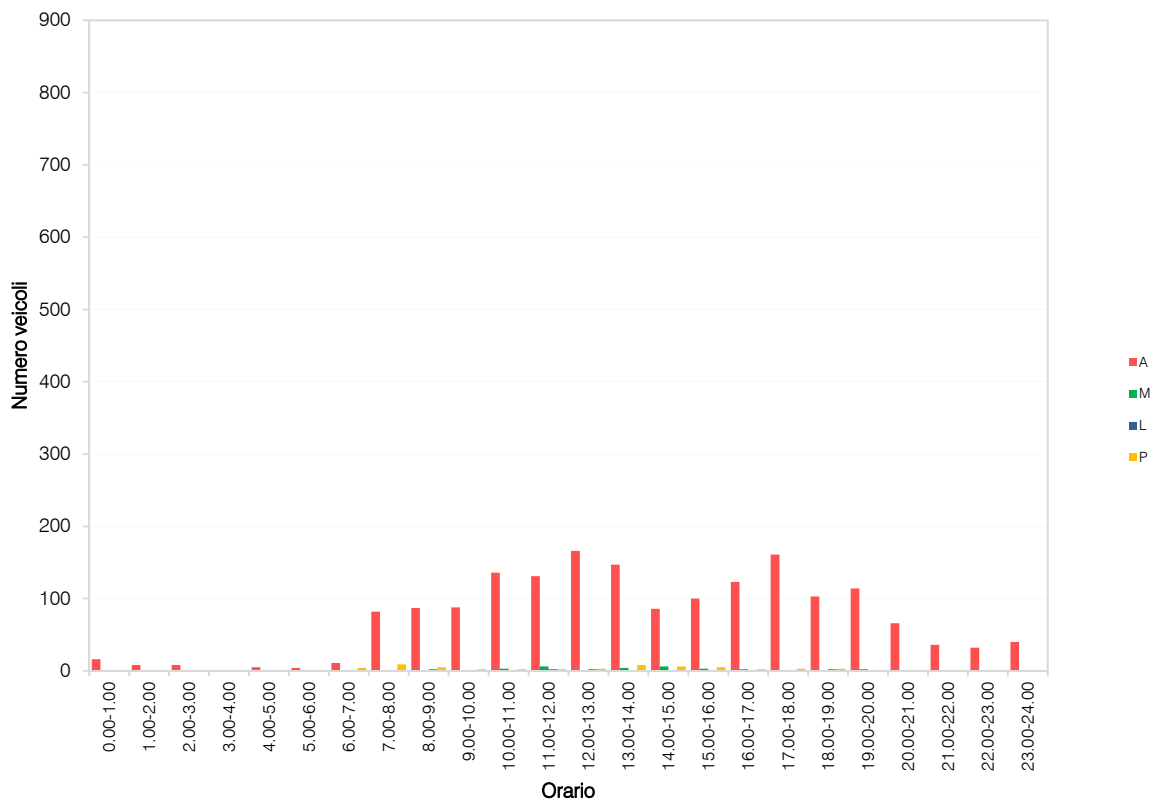
VOLUME DI TRAFFICO INTERVALLO TEMPORALE 60 min

sabato 21 gennaio 2017

	<i>A</i>	<i>M</i>	<i>L</i>	<i>P</i>	<i>veicoli totali</i>	<i>veicoli equivalenti orari</i>
0.00-1.00	16	0	0	0	16	16
1.00-2.00	8	0	0	0	8	8
2.00-3.00	8	0	0	0	8	8
3.00-4.00	0	0	0	0	0	0
4.00-5.00	5	0	0	0	5	5
5.00-6.00	4	0	0	0	4	4
6.00-7.00	11	0	0	4	15	19
7.00-8.00	82	1	1	9	93	102
8.00-9.00	87	1	2	5	95	101
9.00-10.00	88	1	0	2	91	93
10.00-11.00	136	3	0	2	141	142
11.00-12.00	131	6	2	2	141	141
12.00-13.00	166	1	2	3	172	176
13.00-14.00	147	4	1	8	160	167
14.00-15.00	86	6	0	6	98	101
15.00-16.00	100	3	1	5	109	113
16.00-17.00	123	2	1	2	128	130
17.00-18.00	161	1	1	3	166	169
18.00-19.00	103	1	2	3	109	113
19.00-20.00	114	2	0	1	117	117
20.00-21.00	66	1	0	1	68	69
21.00-22.00	36	0	0	0	36	36
22.00-23.00	32	0	0	0	32	32
23.00-24.00	40	0	0	0	40	40
					TOT	1.852
						1.902

ELABORAZIONI GRAFICHE

sabato 21 gennaio 2017



VOLUME DI TRAFFICO INTERVALLO TEMPORALE 15 min

domenica 22 gennaio 2017

	A	M	L	P	veicoli totali	Veic. eq.
0:00	4	1	0	0	5	5
0:15	1	0	0	0	1	1
0:30	3	1	0	0	4	4
0:45	7	0	0	0	7	7
1:00	9	0	0	0	9	9
1:15	4	0	0	0	4	4
1:30	0	0	0	0	0	0
1:45	0	0	0	0	0	0
2:00	1	0	0	0	1	1
2:15	2	0	0	0	2	2
2:30	5	0	0	0	5	5
2:45	0	0	0	0	0	0
3:00	1	0	0	0	1	1
3:15	0	0	0	0	0	0
3:30	0	0	0	0	0	0
3:45	1	0	0	0	1	1
4:00	3	0	0	0	3	3
4:15	0	0	0	0	0	0
4:30	0	0	0	0	0	0
4:45	0	0	0	0	0	0
5:00	0	0	0	0	0	0
5:15	0	0	0	0	0	0
5:30	1	0	0	0	1	1
5:45	1	0	0	0	2	2
6:00	2	0	0	0	2	2
6:15	3	0	0	0	3	3
6:30	1	0	0	0	1	1
6:45	2	0	0	0	2	2
7:00	3	0	0	0	3	3
7:15	3	0	0	0	3	3
7:30	2	0	0	0	2	2
7:45	7	0	0	1	8	9
8:00	4	0	0	0	4	4
8:15	7	0	0	0	7	7
8:30	7	0	0	0	7	7
8:45	5	1	0	0	6	6
9:00	10	0	0	0	10	10
9:15	14	0	0	0	14	14
9:30	17	1	0	0	18	18
9:45	26	1	1	0	28	28
10:00	23	0	0	0	23	23
10:15	9	0	0	0	9	9
10:30	12	0	0	0	12	12
10:45	16	0	0	0	16	16
11:00	24	0	0	0	24	24
11:15	22	0	0	0	22	22
11:30	23	1	1	0	25	25
11:45	18	1	1	0	20	20
12:00	22	0	0	0	22	22
12:15	19	0	0	0	19	19
12:30	20	0	0	0	20	20
12:45	8	1	0	0	9	9
13:00	18	0	0	0	18	18
13:15	9	0	0	0	9	9
13:30	8	1	0	0	9	9
13:45	7	0	0	0	7	7
14:00	8	0	0	0	8	8
14:15	12	1	0	0	13	13
14:30	14	0	0	0	14	14
14:45	17	1	1	0	19	19
15:00	14	0	0	0	14	14
15:15	17	1	0	0	18	18
15:30	16	1	0	0	17	17
15:45	13	0	0	0	13	13
16:00	20	0	0	0	20	20
16:15	28	1	1	0	30	30
16:30	24	0	0	0	24	24
16:45	31	2	1	0	34	34
17:00	29	1	0	0	30	30
17:15	31	1	0	0	32	32
17:30	24	1	1	1	27	28
17:45	38	0	0	0	38	38
18:00	29	0	1	2	32	35
18:15	31	0	1	0	32	33
18:30	24	1	1	0	26	28
18:45	25	0	0	1	26	27
19:00	22	0	1	0	23	24
19:15	28	0	0	0	28	28
19:30	19	2	0	1	22	22
19:45	21	0	1	0	22	23
20:00	10	0	0	0	10	10
20:15	11	0	0	0	11	11
20:30	19	0	0	0	19	19
20:45	14	0	0	0	14	14
21:00	4	1	0	0	5	7
21:15	8	0	0	0	8	8
21:30	5	0	0	0	5	5
21:45	7	0	0	0	7	7
22:00	6	0	0	0	6	6
22:15	5	0	0	0	5	5
22:30	6	0	0	0	6	6
22:45	9	0	0	0	9	9
23:00	3	0	0	0	3	3
23:15	4	0	0	0	4	4
23:30	3	0	0	0	3	3
23:45	3	0	0	0	3	3

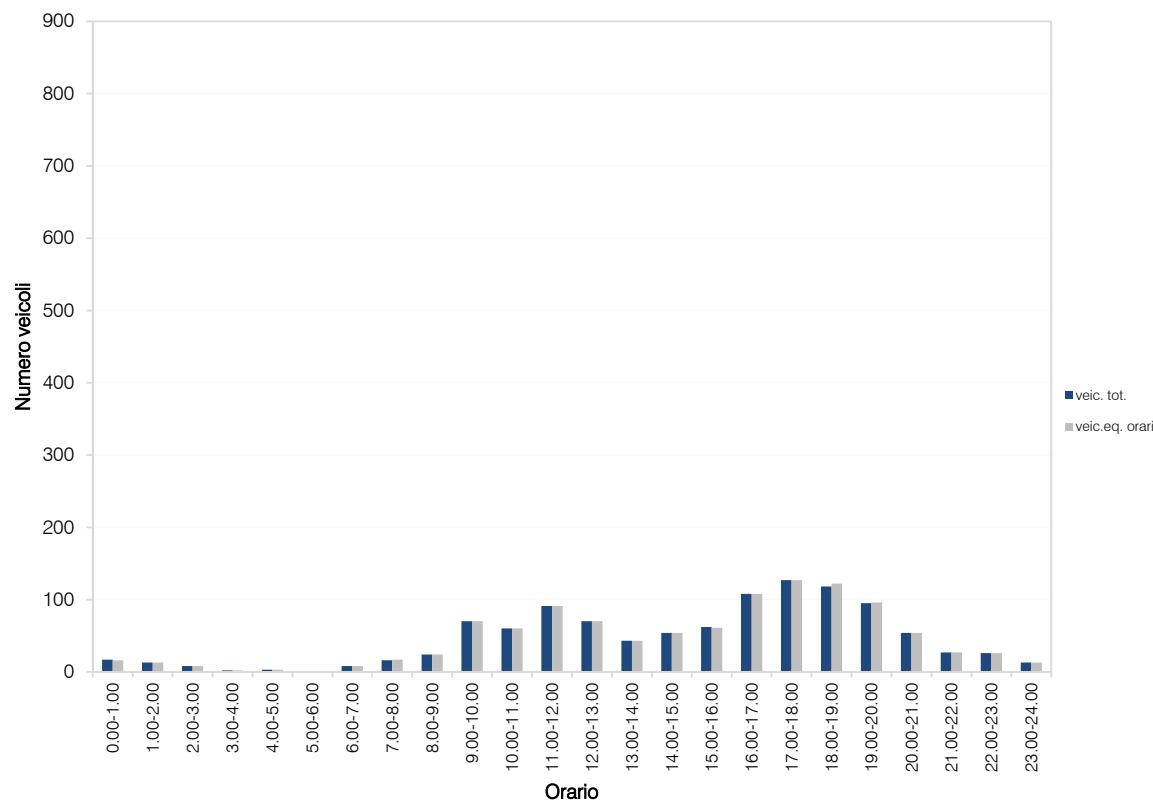
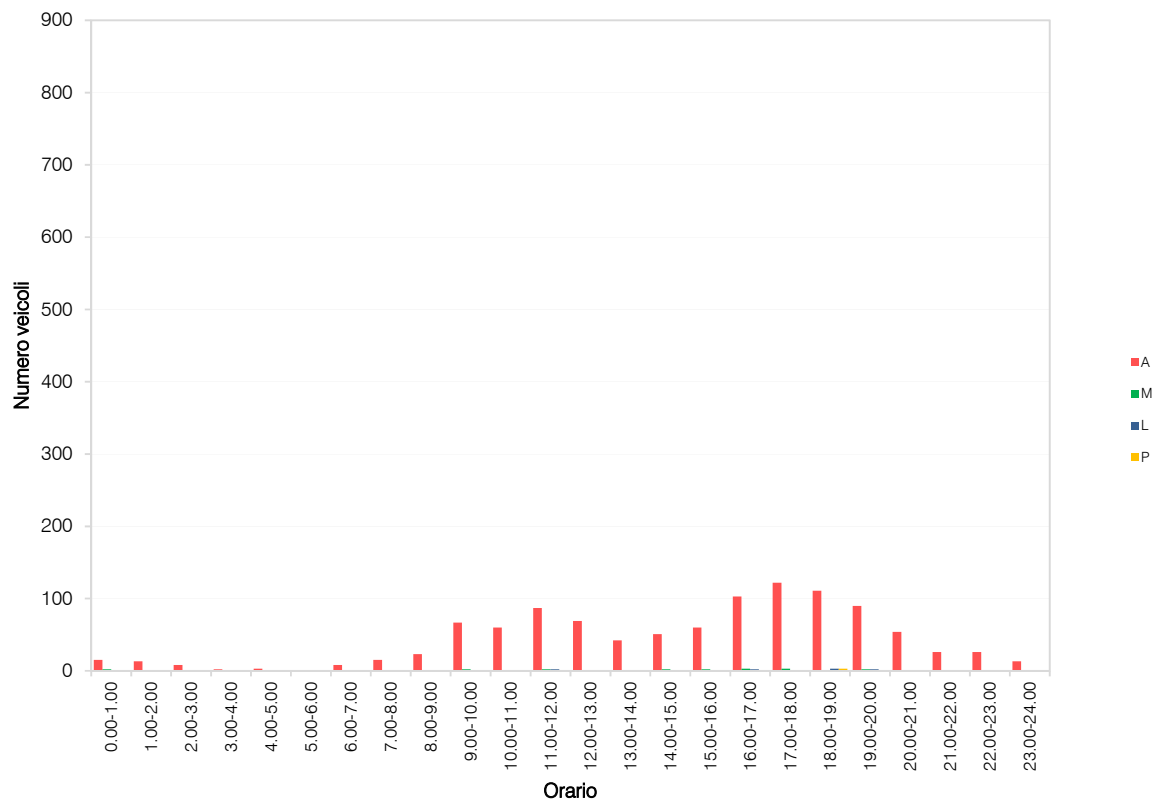
VOLUME DI TRAFFICO INTERVALLO TEMPORALE 60 min

domenica 22 gennaio 2017

	<i>A</i>	<i>M</i>	<i>L</i>	<i>P</i>	<i>veicoli totali</i>	<i>veicoli equivalenti orari</i>
0.00-1.00	15	2	0	0	17	16
1.00-2.00	13	0	0	0	13	13
2.00-3.00	8	0	0	0	8	8
3.00-4.00	2	0	0	0	2	2
4.00-5.00	3	0	0	0	3	3
5.00-6.00	1	0	0	0	1	1
6.00-7.00	8	0	0	0	8	8
7.00-8.00	15	0	0	1	16	17
8.00-9.00	23	1	0	0	24	24
9.00-10.00	67	2	1	0	70	70
10.00-11.00	60	0	0	0	60	60
11.00-12.00	87	2	2	0	91	91
12.00-13.00	69	1	0	0	70	70
13.00-14.00	42	1	0	0	43	43
14.00-15.00	51	2	1	0	54	54
15.00-16.00	60	2	0	0	62	61
16.00-17.00	103	3	2	0	108	108
17.00-18.00	122	3	1	1	127	127
18.00-19.00	111	1	3	3	118	122
19.00-20.00	90	2	2	1	95	96
20.00-21.00	54	0	0	0	54	54
21.00-22.00	26	1	0	0	27	27
22.00-23.00	26	0	0	0	26	26
23.00-24.00	13	0	0	0	13	13
					TOT	1.110
						1.114

ELABORAZIONI GRAFICHE

domenica 22 gennaio 2017



RILIEVI AUTOMATICI: RADAR 11

DATI GENERALI

Borgo Pieve, dir. sud

Giorni di rilievo

4 giorni compresi tra giovedì 19 gennaio e domenica 22 gennaio



VOLUME DI TRAFFICO INTERVALLO TEMPORALE 15 min

giovedì 19 gennaio 2017

	A	M	L	P	veicoli totali	Veic. eq.
0:00	7	0	0	0	7	7
0:15	1	1	0	0	2	2
0:30	5	0	0	0	5	5
0:45	1	0	0	0	1	1
1:00	2	0	0	0	2	2
1:15	1	0	0	0	1	1
1:30	1	0	0	0	1	1
1:45	1	0	0	0	1	1
2:00	0	0	0	0	0	0
2:15	0	0	0	0	0	0
2:30	0	0	0	0	0	0
2:45	2	0	0	0	2	2
3:00	0	0	0	0	0	0
3:15	2	0	0	0	2	2
3:30	0	0	0	0	0	0
3:45	2	0	0	0	2	2
4:00	0	0	0	0	0	0
4:15	0	0	0	0	0	0
4:30	2	0	0	0	2	2
4:45	1	0	0	0	1	1
5:00	1	0	0	0	1	1
5:15	0	0	0	0	0	0
5:30	10	0	0	0	10	10
5:45	2	0	0	0	2	2
6:00	6	0	0	3	9	12
6:15	7	0	0	0	7	7
6:30	14	0	0	1	15	16
6:45	23	0	0	3	26	29
7:00	21	0	0	5	26	31
7:15	31	0	1	5	37	43
7:30	86	0	0	1	87	88
7:45	127	2	1	2	132	134
8:00	115	2	2	0	118	118
8:15	94	2	2	1	99	100
8:30	41	0	1	0	42	43
8:45	46	1	0	0	47	47
9:00	57	1	0	1	59	60
9:15	35	0	0	1	36	37
9:30	47	1	0	0	48	48
9:45	48	0	0	0	48	48
10:00	37	0	0	1	38	39
10:15	49	0	0	0	49	49
10:30	60	1	0	1	62	63
10:45	51	1	0	0	52	52
11:00	53	0	0	1	54	55
11:15	42	0	0	0	42	42
11:30	50	1	0	0	51	51
11:45	50	0	0	1	51	52
12:00	49	0	0	0	49	49
12:15	76	2	0	4	82	85
12:30	54	1	0	2	57	59
12:45	61	0	0	1	62	63
13:00	49	1	0	1	51	52
13:15	56	1	0	0	57	57
13:30	50	1	0	7	58	65
13:45	33	0	1	0	34	35
14:00	43	0	1	0	44	45
14:15	43	0	0	3	46	49
14:30	44	2	0	0	46	45
14:45	45	1	0	1	47	48
15:00	47	1	0	0	48	48
15:15	44	0	0	0	44	44
15:30	68	2	1	0	70	69
15:45	60	2	1	0	63	63
16:00	81	3	1	0	85	84
16:15	87	1	0	1	89	90
16:30	78	1	0	3	82	85
16:45	50	1	0	0	51	51
17:00	59	0	0	1	60	61
17:15	76	1	1	0	78	78
17:30	56	0	0	0	56	56
17:45	69	1	0	1	71	72
18:00	75	1	0	0	76	76
18:15	78	1	1	0	80	80
18:30	77	1	0	4	82	84
18:45	71	0	0	0	71	71
19:00	60	2	0	1	63	63
19:15	72	1	0	0	73	73
19:30	44	1	0	0	45	45
19:45	50	1	0	0	51	51
20:00	21	0	1	0	22	23
20:15	27	0	0	0	27	27
20:30	25	0	2	0	27	28
20:45	14	0	1	0	15	14
21:00	14	0	0	0	14	14
21:15	8	0	0	0	8	8
21:30	10	0	0	0	10	10
21:45	15	0	0	0	15	15
22:00	16	0	0	0	16	16
22:15	17	0	0	0	17	17
22:30	13	0	1	0	14	15
22:45	10	0	0	0	10	10
23:00	18	0	0	0	18	18
23:15	6	0	0	0	6	6
23:30	3	0	0	0	3	3
23:45	7	0	0	0	7	7

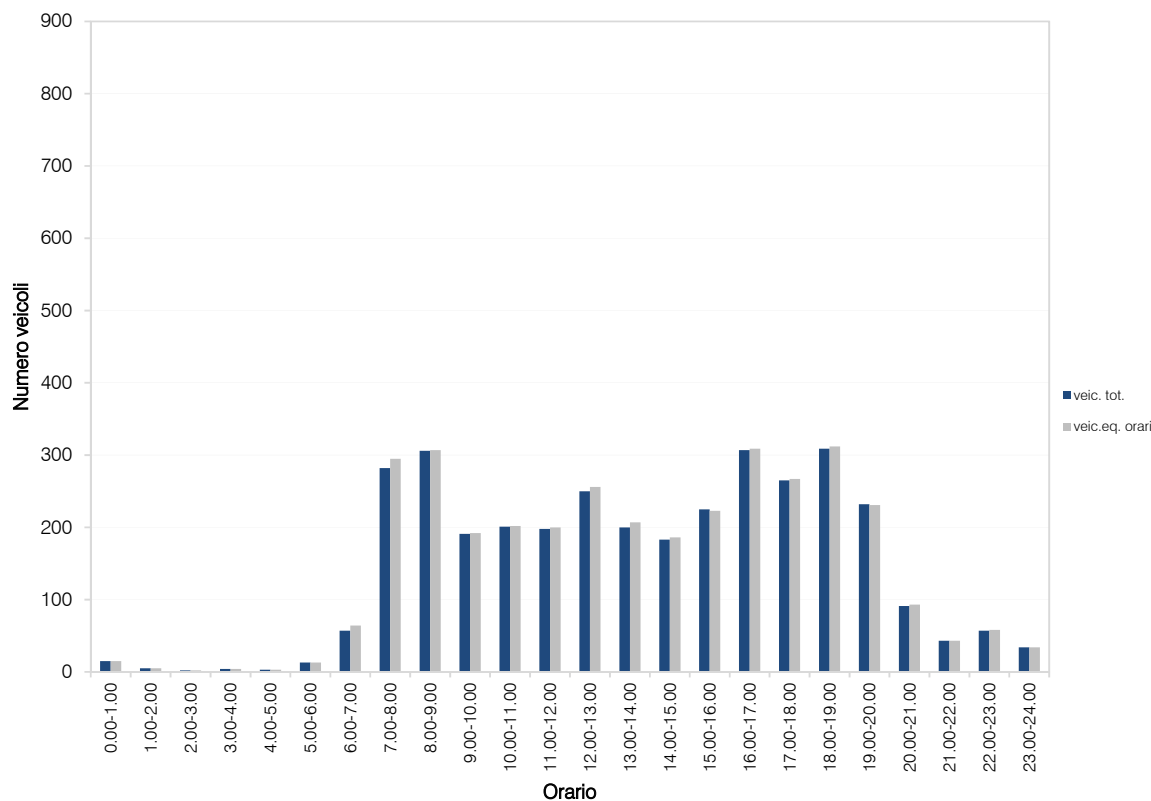
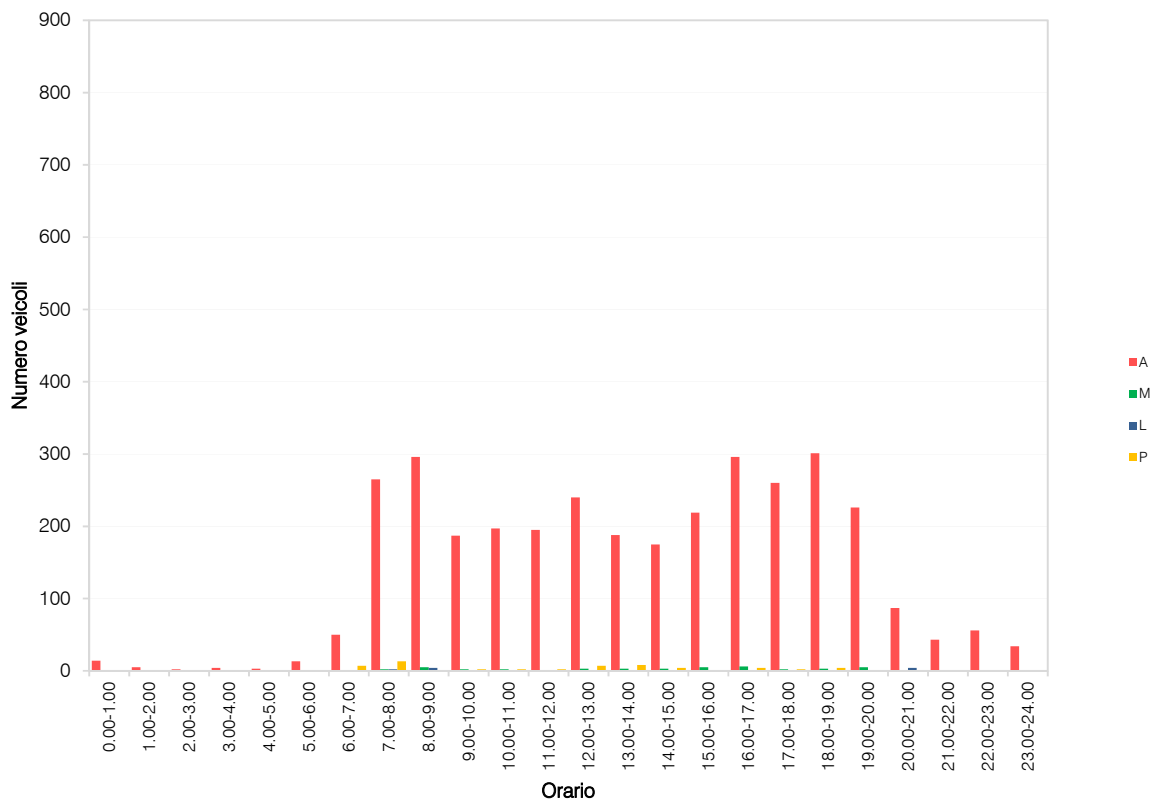
VOLUME DI TRAFFICO INTERVALLO TEMPORALE 60 min

giovedì 19 gennaio 2017

	<i>A</i>	<i>M</i>	<i>L</i>	<i>P</i>	<i>veicoli totali</i>	<i>veicoli equivalenti orari</i>
0.00-1.00	14	1	0	0	15	15
1.00-2.00	5	0	0	0	5	5
2.00-3.00	2	0	0	0	2	2
3.00-4.00	4	0	0	0	4	4
4.00-5.00	3	0	0	0	3	3
5.00-6.00	13	0	0	0	13	13
6.00-7.00	50	0	0	7	57	64
7.00-8.00	265	2	2	13	282	295
8.00-9.00	296	5	4	1	306	307
9.00-10.00	187	2	0	2	191	192
10.00-11.00	197	2	0	2	201	202
11.00-12.00	195	1	0	2	198	200
12.00-13.00	240	3	0	7	250	256
13.00-14.00	188	3	1	8	200	207
14.00-15.00	175	3	1	4	183	186
15.00-16.00	219	5	1	0	225	223
16.00-17.00	296	6	1	4	307	309
17.00-18.00	260	2	1	2	265	267
18.00-19.00	301	3	1	4	309	312
19.00-20.00	226	5	0	1	232	231
20.00-21.00	87	0	4	0	91	93
21.00-22.00	43	0	0	0	43	43
22.00-23.00	56	0	1	0	57	58
23.00-24.00	34	0	0	0	34	34
					TOT	3.473
						3.521

ELABORAZIONI GRAFICHE

giovedì 19 gennaio 2017



VOLUME DI TRAFFICO INTERVALLO TEMPORALE 15 min

venerdì 20 gennaio 2017

	A	M	L	P	veicoli totali	Veic. eq.
0:00	3	0	0	0	3	3
0:15	6	0	0	0	6	6
0:30	3	0	1	0	4	5
0:45	1	0	0	0	1	1
1:00	1	0	0	0	1	1
1:15	0	0	1	0	1	2
1:30	1	0	0	0	1	1
1:45	0	0	0	0	0	0
2:00	5	0	0	0	5	5
2:15	4	0	0	0	4	4
2:30	0	0	0	0	0	0
2:45	3	0	0	0	3	3
3:00	3	0	0	0	3	3
3:15	0	0	0	0	0	0
3:30	2	0	0	0	2	2
3:45	0	0	0	0	0	0
4:00	1	0	0	0	1	1
4:15	0	0	0	0	0	0
4:30	0	0	0	0	0	0
4:45	0	0	0	0	0	0
5:00	0	0	0	0	0	0
5:15	2	0	0	0	2	2
5:30	7	0	0	0	7	7
5:45	3	0	0	0	3	3
6:00	8	0	1	3	12	16
6:15	5	0	1	0	6	7
6:30	18	0	0	1	19	20
6:45	15	1	0	3	19	22
7:00	26	0	1	5	32	38
7:15	38	0	0	5	43	48
7:30	80	2	1	1	84	85
7:45	118	1	0	1	120	121
8:00	112	2	1	0	122	122
8:15	74	0	0	0	74	74
8:30	53	0	1	0	54	55
8:45	67	2	0	0	69	68
9:00	56	2	1	1	60	61
9:15	49	1	0	1	51	52
9:30	45	2	1	0	48	48
9:45	40	1	0	0	41	41
10:00	48	0	0	1	49	50
10:15	64	1	0	0	65	65
10:30	52	3	0	1	63	63
10:45	70	2	0	1	72	71
11:00	47	1	0	0	49	50
11:15	61	1	0	0	62	62
11:30	56	2	0	0	58	57
11:45	60	0	0	0	60	60
12:00	74	0	0	0	74	74
12:15	64	0	1	4	69	74
12:30	62	1	0	2	65	67
12:45	81	1	0	1	83	84
13:00	58	0	0	2	60	62
13:15	71	0	0	0	71	71
13:30	44	0	0	7	51	58
13:45	50	1	0	0	51	51
14:00	43	2	0	1	46	46
14:15	62	2	0	3	67	69
14:30	45	2	0	0	47	46
14:45	62	1	1	2	66	68
15:00	60	2	1	0	63	63
15:15	44	1	0	0	45	45
15:30	55	2	1	0	58	58
15:45	57	1	0	0	58	58
16:00	87	1	0	1	90	90
16:15	85	2	1	1	89	90
16:30	62	1	0	3	66	69
16:45	66	1	0	0	67	67
17:00	71	0	0	0	71	71
17:15	59	1	0	0	60	60
17:30	52	1	1	0	54	54
17:45	94	1	0	1	96	97
18:00	64	2	0	0	66	65
18:15	81	0	1	0	82	83
18:30	89	0	3	3	95	97
18:45	50	1	1	0	52	52
19:00	45	0	1	0	46	47
19:15	53	0	1	0	54	55
19:30	50	0	0	0	50	50
19:45	49	0	0	0	49	49
20:00	28	0	0	0	28	28
20:15	29	0	0	0	29	29
20:30	24	0	0	0	24	24
20:45	36	0	0	0	36	36
21:00	17	1	0	0	18	18
21:15	12	0	0	0	12	12
21:30	21	0	0	0	21	21
21:45	13	1	0	0	14	14
22:00	24	0	0	0	24	24
22:15	5	0	0	0	5	5
22:30	8	0	0	0	8	8
22:45	12	0	0	0	12	12
23:00	4	0	0	0	4	4
23:15	5	0	0	0	5	5
23:30	5	0	0	0	5	5
23:45	5	0	0	0	5	5

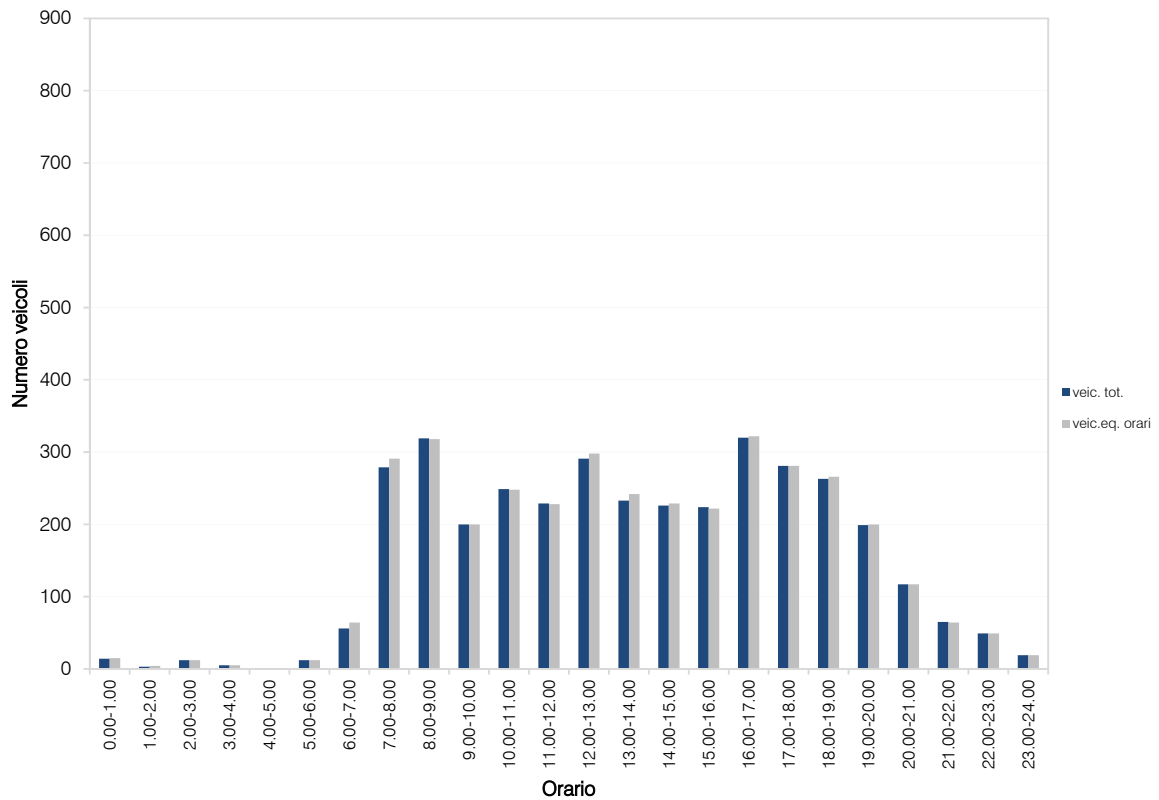
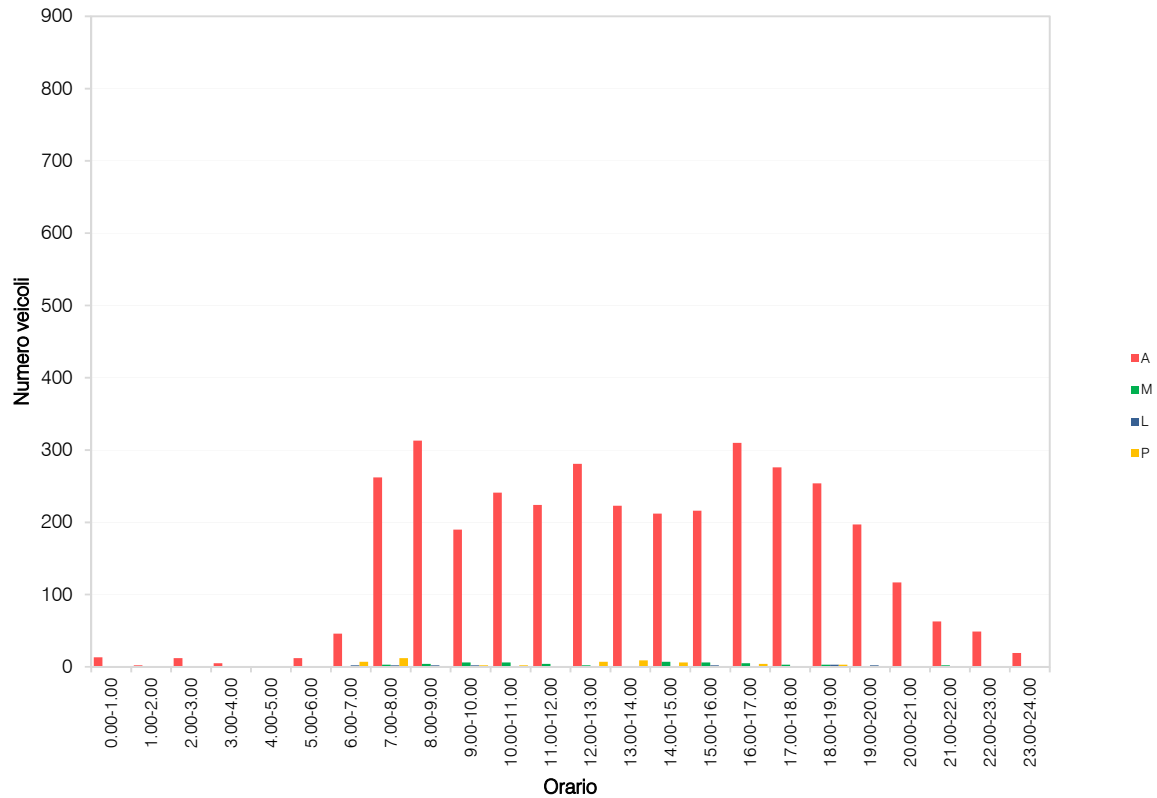
VOLUME DI TRAFFICO INTERVALLO TEMPORALE 60 min

venerdì 20 gennaio 2017

	<i>A</i>	<i>M</i>	<i>L</i>	<i>P</i>	<i>veicoli totali</i>	<i>veicoli equivalenti orari</i>
0.00-1.00	13	0	1	0	14	15
1.00-2.00	2	0	1	0	3	4
2.00-3.00	12	0	0	0	12	12
3.00-4.00	5	0	0	0	5	5
4.00-5.00	1	0	0	0	1	1
5.00-6.00	12	0	0	0	12	12
6.00-7.00	46	1	2	7	56	64
7.00-8.00	262	3	2	12	279	291
8.00-9.00	313	4	2	0	319	318
9.00-10.00	190	6	2	2	200	200
10.00-11.00	241	6	0	2	249	248
11.00-12.00	224	4	0	1	229	228
12.00-13.00	281	2	1	7	291	298
13.00-14.00	223	1	0	9	233	242
14.00-15.00	212	7	1	6	226	229
15.00-16.00	216	6	2	0	224	222
16.00-17.00	310	5	1	4	320	322
17.00-18.00	276	3	1	1	281	281
18.00-19.00	254	3	3	3	263	266
19.00-20.00	197	0	2	0	199	200
20.00-21.00	117	0	0	0	117	117
21.00-22.00	63	2	0	0	65	64
22.00-23.00	49	0	0	0	49	49
23.00-24.00	19	0	0	0	19	19
					TOT	3.666
						3.707

ELABORAZIONI GRAFICHE

venerdì 20 gennaio 2017



VOLUME DI TRAFFICO INTERVALLO TEMPORALE 15 min

sabato 21 gennaio 2017

	A	M	L	P	veicoli totali	Veic. eq.
0:00	4	0	0	0	4	4
0:15	10	0	1	0	11	12
0:30	1	0	0	0	1	1
0:45	0	0	0	0	0	0
1:00	6	0	0	0	6	6
1:15	4	0	0	0	4	4
1:30	3	0	0	0	3	3
1:45	2	0	0	0	2	2
2:00	1	0	0	0	1	1
2:15	0	0	0	0	0	0
2:30	4	0	0	0	4	4
2:45	2	0	0	0	2	2
3:00	0	0	0	0	0	0
3:15	2	0	0	0	2	2
3:30	0	0	0	0	0	0
3:45	1	0	0	0	1	1
4:00	1	0	0	0	1	1
4:15	3	0	0	0	3	3
4:30	5	0	0	0	5	5
4:45	0	0	0	0	0	0
5:00	0	0	0	0	0	0
5:15	2	0	0	0	2	2
5:30	8	0	1	0	8	8
5:45	2	0	1	0	3	4
6:00	7	0	1	3	10	13
6:15	6	0	0	0	6	6
6:30	8	0	1	1	10	12
6:45	11	1	1	3	16	19
7:00	9	0	0	5	14	19
7:15	16	0	1	5	22	28
7:30	51	1	1	1	54	55
7:45	60	0	1	1	62	64
8:00	47	2	0	0	49	48
8:15	34	0	0	0	34	34
8:30	24	0	0	0	24	24
8:45	31	0	0	0	31	31
9:00	25	1	0	1	27	28
9:15	37	1	0	1	39	40
9:30	39	1	0	0	40	40
9:45	44	1	0	0	45	45
10:00	63	2	0	0	65	64
10:15	34	1	0	0	35	35
10:30	50	2	1	1	53	53
10:45	45	1	1	1	47	47
11:00	44	1	0	1	46	47
11:15	51	1	0	0	52	52
11:30	58	2	0	0	60	59
11:45	72	1	0	0	73	73
12:00	50	2	0	0	52	51
12:15	57	1	0	4	62	66
12:30	65	1	1	2	69	71
12:45	58	1	0	1	60	61
13:00	51	1	0	1	53	54
13:15	47	1	0	0	48	48
13:30	33	0	0	7	40	47
13:45	29	1	0	0	30	30
14:00	31	1	0	0	32	32
14:15	34	0	0	3	37	40
14:30	38	0	0	0	38	38
14:45	41	1	0	1	43	44
15:00	25	0	0	0	25	25
15:15	31	0	0	0	31	31
15:30	46	3	0	0	49	48
15:45	46	1	0	0	47	47
16:00	53	2	0	1	55	54
16:15	46	2	0	1	49	49
16:30	65	2	0	3	70	72
16:45	46	2	0	0	48	47
17:00	57	3	0	0	60	59
17:15	72	1	0	0	73	73
17:30	64	2	0	0	66	65
17:45	62	1	0	1	64	65
18:00	62	1	1	0	63	63
18:15	75	2	1	0	78	78
18:30	65	1	3	0	70	73
18:45	54	1	1	0	56	56
19:00	41	2	0	0	43	42
19:15	52	1	1	0	54	54
19:30	42	0	0	0	42	42
19:45	50	1	0	0	51	51
20:00	25	1	0	0	26	26
20:15	22	0	1	0	23	24
20:30	18	0	1	0	18	18
20:45	11	1	1	0	13	13
21:00	14	0	1	0	14	14
21:15	12	0	0	0	12	12
21:30	16	1	1	0	18	18
21:45	13	1	0	0	14	14
22:00	10	0	1	0	11	12
22:15	9	0	0	0	9	9
22:30	6	0	0	0	6	6
22:45	7	0	0	0	7	7
23:00	10	0	0	0	10	10
23:15	9	0	0	0	9	9
23:30	14	1	0	0	15	15
23:45	13	0	0	0	13	13

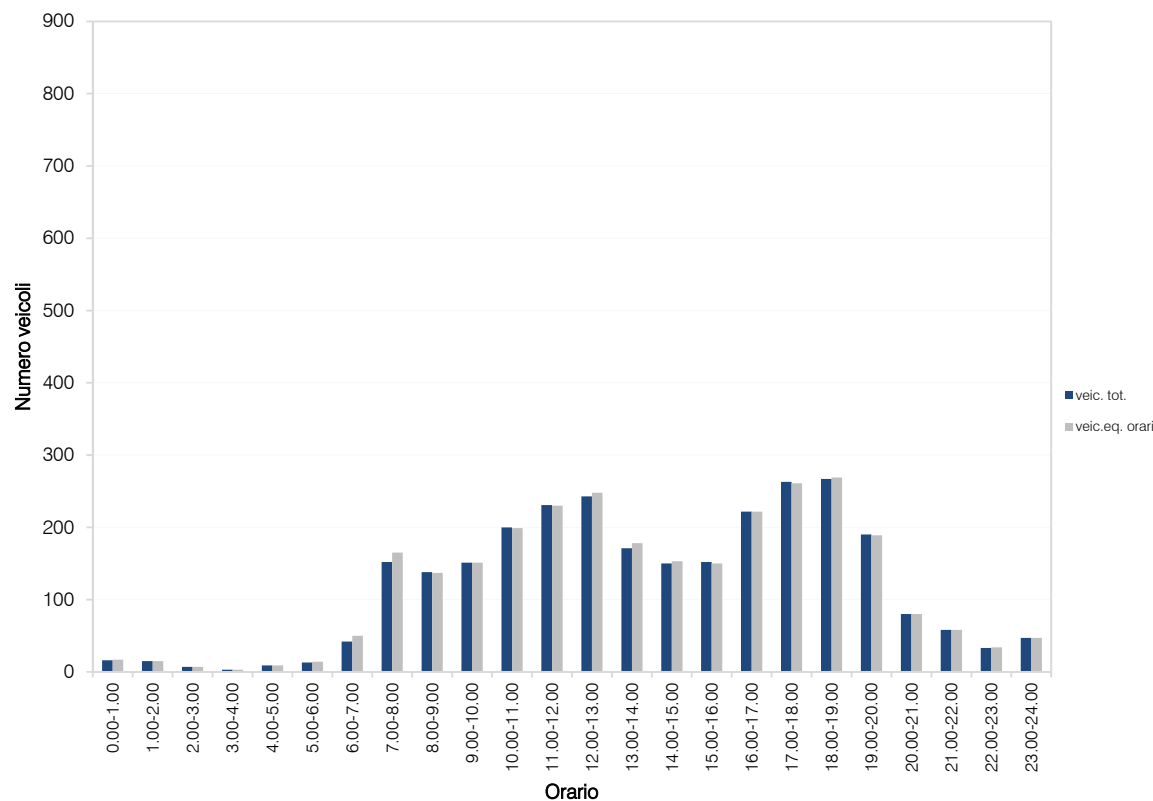
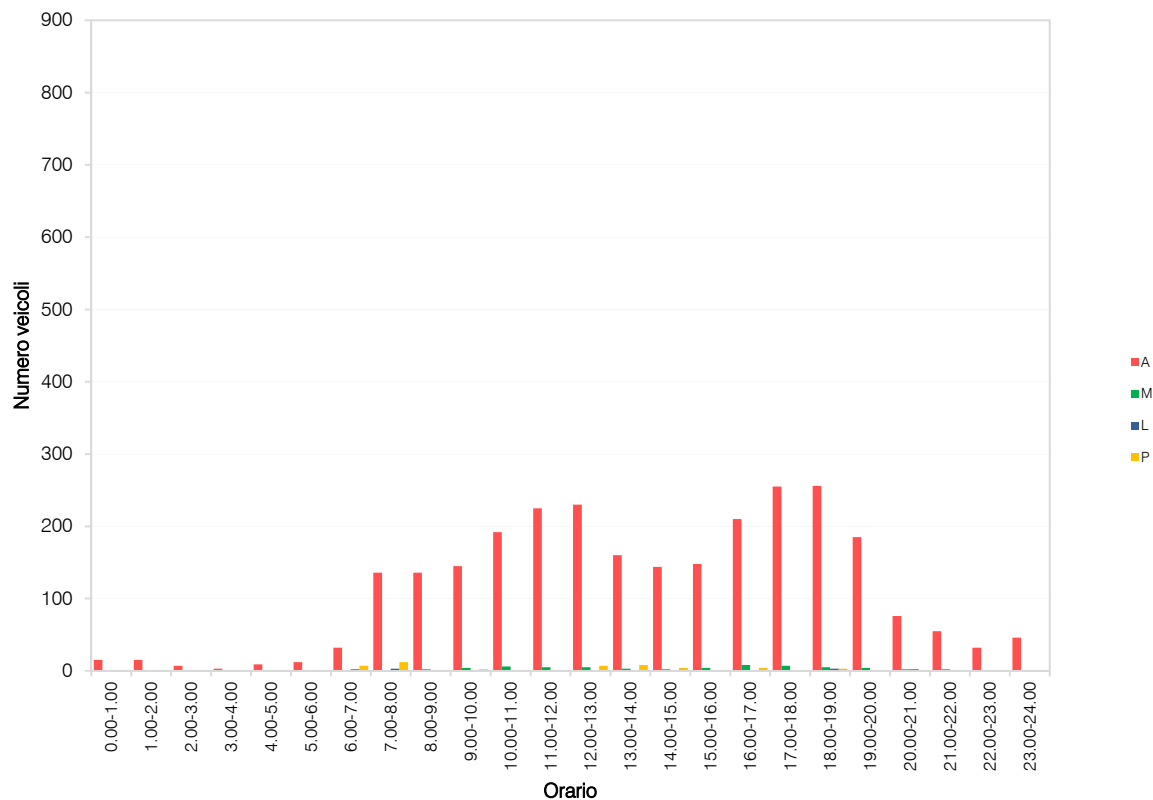
VOLUME DI TRAFFICO INTERVALLO TEMPORALE 60 min

sabato 21 gennaio 2017

	<i>A</i>	<i>M</i>	<i>L</i>	<i>P</i>	<i>veicoli totali</i>	<i>veicoli equivalenti orari</i>
0.00-1.00	15	0	1	0	16	17
1.00-2.00	15	0	0	0	15	15
2.00-3.00	7	0	0	0	7	7
3.00-4.00	3	0	0	0	3	3
4.00-5.00	9	0	0	0	9	9
5.00-6.00	12	0	1	0	13	14
6.00-7.00	32	1	2	7	42	50
7.00-8.00	136	1	3	12	152	165
8.00-9.00	136	2	0	0	138	137
9.00-10.00	145	4	0	2	151	151
10.00-11.00	192	6	1	1	200	199
11.00-12.00	225	5	0	1	231	230
12.00-13.00	230	5	1	7	243	248
13.00-14.00	160	3	0	8	171	178
14.00-15.00	144	2	0	4	150	153
15.00-16.00	148	4	0	0	152	150
16.00-17.00	210	8	0	4	222	222
17.00-18.00	255	7	0	1	263	261
18.00-19.00	256	5	3	3	267	269
19.00-20.00	185	4	1	0	190	189
20.00-21.00	76	2	2	0	80	80
21.00-22.00	55	2	1	0	58	58
22.00-23.00	32	0	1	0	33	34
23.00-24.00	46	1	0	0	47	47
					TOT	2.853
						2.886

ELABORAZIONI GRAFICHE

sabato 21 gennaio 2017



VOLUME DI TRAFFICO INTERVALLO TEMPORALE 15 min

domenica 22 gennaio 2017

	A	M	L	P	veicoli totali	Veic. eq.
0:00	7	0	0	0	7	7
0:15	10	0	0	0	10	10
0:30	6	0	0	0	6	6
0:45	7	0	0	0	7	7
1:00	7	0	0	0	7	7
1:15	6	0	0	0	6	6
1:30	4	0	0	0	4	4
1:45	3	0	0	0	3	3
2:00	7	0	0	0	7	7
2:15	4	0	0	0	4	4
2:30	3	0	0	0	3	3
2:45	2	0	0	0	2	2
3:00	1	0	0	0	1	1
3:15	3	0	0	0	3	3
3:30	0	0	0	0	0	0
3:45	2	0	0	0	2	2
4:00	7	0	0	0	7	7
4:15	0	0	0	0	0	0
4:30	1	0	0	0	1	1
4:45	2	0	0	0	2	2
5:00	1	0	0	0	1	1
5:15	5	0	0	0	5	5
5:30	2	0	0	0	2	2
5:45	0	0	0	0	0	0
6:00	1	0	0	0	1	1
6:15	4	0	0	0	4	4
6:30	2	0	0	0	2	2
6:45	1	1	0	0	2	2
7:00	6	0	0	0	6	6
7:15	15	0	0	0	15	15
7:30	14	0	0	0	14	14
7:45	10	0	0	0	10	10
8:00	5	1	0	0	5	5
8:15	11	1	0	0	12	12
8:30	12	0	0	0	12	12
8:45	15	1	0	0	16	16
9:00	18	0	0	0	18	18
9:15	28	1	0	0	29	29
9:30	22	0	0	0	22	22
9:45	49	1	0	0	50	50
10:00	58	0	0	0	58	58
10:15	36	0	0	0	36	36
10:30	27	0	0	0	27	27
10:45	29	0	0	0	29	29
11:00	32	2	0	0	34	33
11:15	44	0	1	0	45	46
11:30	47	1	0	0	48	48
11:45	41	0	0	0	41	41
12:00	39	0	0	0	39	39
12:15	54	1	0	0	55	55
12:30	35	1	0	0	36	36
12:45	35	1	0	0	36	36
13:00	19	0	0	0	19	19
13:15	20	0	0	0	20	20
13:30	16	0	0	0	16	16
13:45	24	0	0	0	24	24
14:00	16	1	0	0	17	17
14:15	24	2	0	0	26	25
14:30	30	0	0	0	30	30
14:45	27	0	0	0	27	27
15:00	32	2	0	1	35	35
15:15	31	0	0	0	31	31
15:30	28	1	0	0	29	29
15:45	33	0	0	1	34	35
16:00	44	1	0	0	47	47
16:15	51	0	0	0	51	51
16:30	44	1	0	0	45	45
16:45	46	1	0	0	47	47
17:00	52	1	0	0	53	53
17:15	50	1	0	0	51	51
17:30	34	1	0	0	35	35
17:45	52	2	0	0	54	53
18:00	52	1	0	0	53	53
18:15	44	0	0	0	44	44
18:30	34	1	0	0	35	35
18:45	31	0	0	0	31	31
19:00	27	0	0	0	27	27
19:15	37	1	0	1	39	40
19:30	23	0	0	1	24	25
19:45	31	0	0	1	32	33
20:00	15	0	0	0	15	15
20:15	22	1	0	0	22	22
20:30	18	1	0	0	19	19
20:45	23	0	0	0	23	23
21:00	10	0	0	0	10	10
21:15	9	0	0	0	9	9
21:30	9	1	0	0	10	10
21:45	11	0	0	0	11	11
22:00	11	0	0	0	11	11
22:15	8	0	0	0	8	8
22:30	3	0	0	0	3	3
22:45	9	0	0	0	9	9
23:00	6	0	0	0	6	6
23:15	12	0	0	0	12	12
23:30	5	0	0	0	5	5
23:45	4	0	0	0	4	4

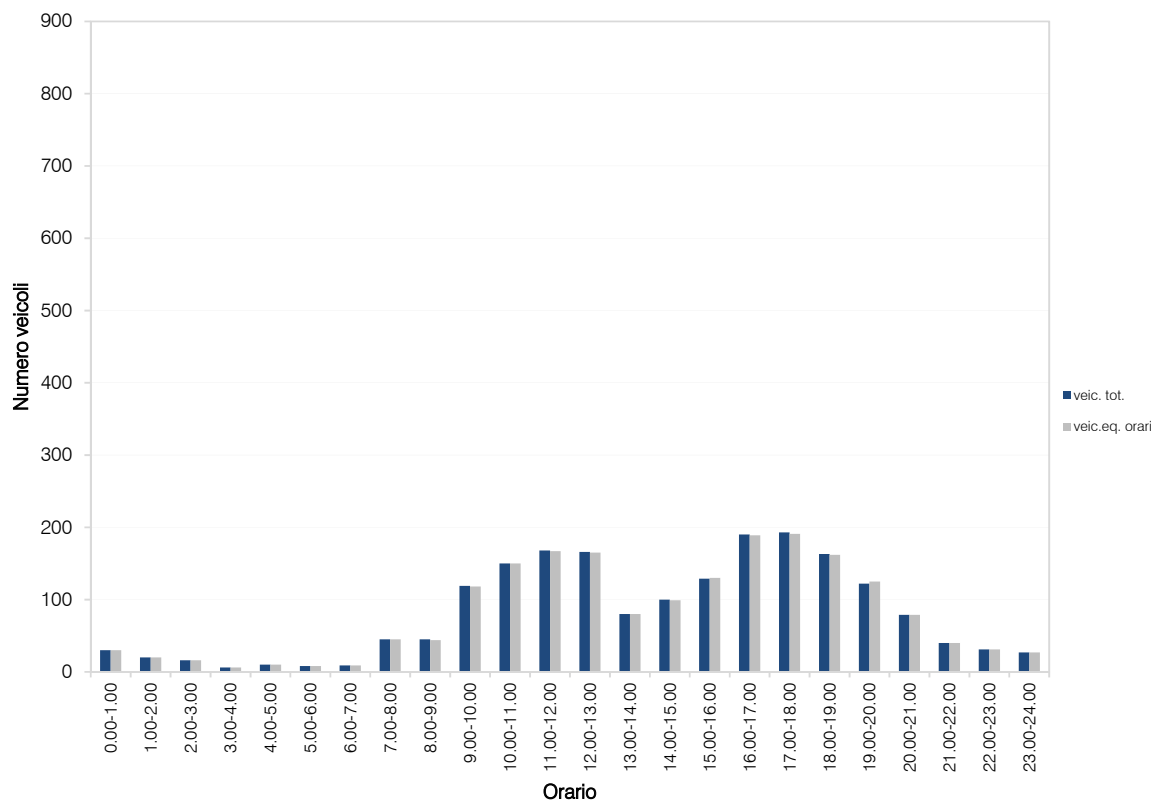
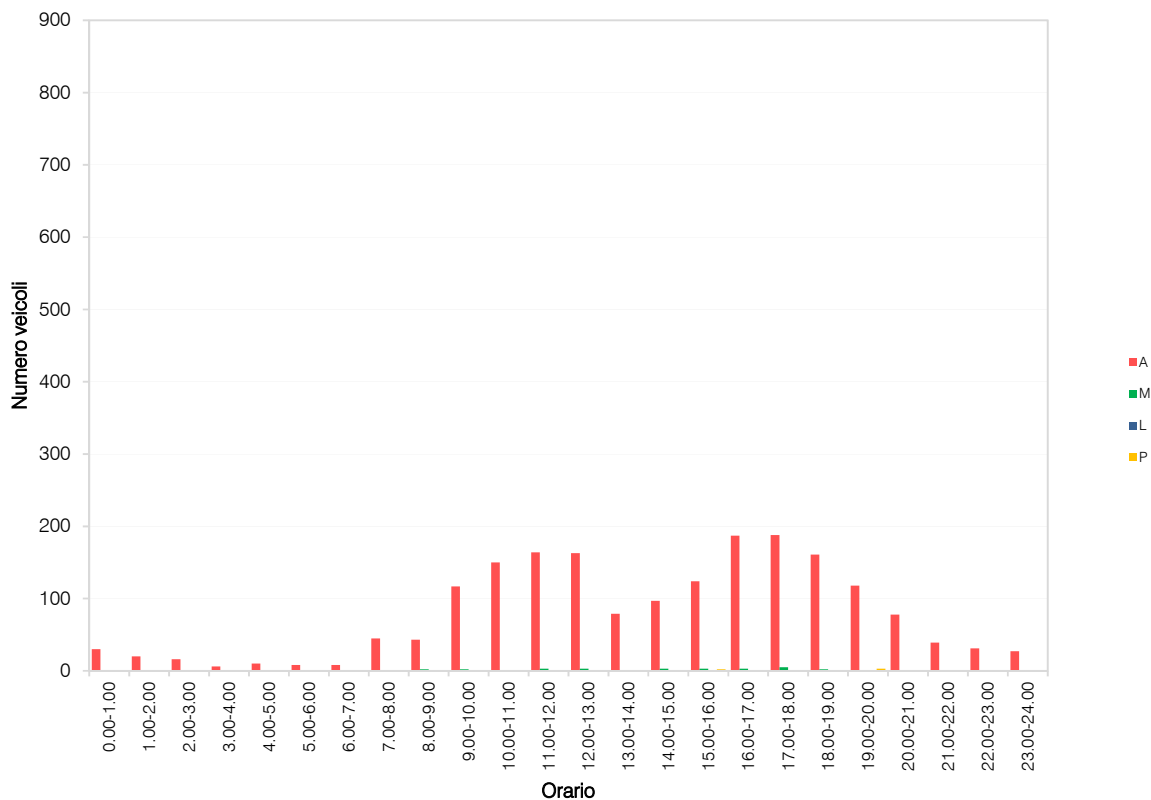
VOLUME DI TRAFFICO INTERVALLO TEMPORALE 60 min

domenica 22 gennaio 2017

	<i>A</i>	<i>M</i>	<i>L</i>	<i>P</i>	<i>veicoli totali</i>	<i>veicoli equivalenti orari</i>
0.00-1.00	30	0	0	0	30	30
1.00-2.00	20	0	0	0	20	20
2.00-3.00	16	0	0	0	16	16
3.00-4.00	6	0	0	0	6	6
4.00-5.00	10	0	0	0	10	10
5.00-6.00	8	0	0	0	8	8
6.00-7.00	8	1	0	0	9	9
7.00-8.00	45	0	0	0	45	45
8.00-9.00	43	2	0	0	45	44
9.00-10.00	117	2	0	0	119	118
10.00-11.00	150	0	0	0	150	150
11.00-12.00	164	3	1	0	168	167
12.00-13.00	163	3	0	0	166	165
13.00-14.00	79	1	0	0	80	80
14.00-15.00	97	3	0	0	100	99
15.00-16.00	124	3	0	2	129	130
16.00-17.00	187	3	0	0	190	189
17.00-18.00	188	5	0	0	193	191
18.00-19.00	161	2	0	0	163	162
19.00-20.00	118	1	0	3	122	125
20.00-21.00	78	1	0	0	79	79
21.00-22.00	39	1	0	0	40	40
22.00-23.00	31	0	0	0	31	31
23.00-24.00	27	0	0	0	27	27
					TOT	1.941

ELABORAZIONI GRAFICHE

domenica 22 gennaio 2017



RILIEVI AUTOMATICI: RADAR 12

DATI GENERALI

Borgo Pieve, dir. nord

Giorni di rilievo

4 giorni compresi tra giovedì 19 gennaio e domenica 22 gennaio



VOLUME DI TRAFFICO INTERVALLO TEMPORALE 15 min

giovedì 19 gennaio 2017

	A	M	L	P	veicoli totali	Veic. eq.
0:00	1	0	0	0	1	1
0:15	4	1	0	0	5	5
0:30	0	0	0	0	0	0
0:45	3	0	0	0	3	3
1:00	0	0	0	0	0	0
1:15	0	0	0	0	0	0
1:30	0	0	0	0	0	0
1:45	1	0	0	0	1	1
2:00	1	0	0	0	1	1
2:15	2	0	0	0	2	2
2:30	3	0	0	0	3	3
2:45	0	0	0	0	0	0
3:00	1	0	0	0	1	1
3:15	0	0	0	0	0	0
3:30	0	0	0	0	0	0
3:45	1	0	0	0	1	1
4:00	0	0	0	0	0	0
4:15	0	0	0	0	0	0
4:30	0	0	0	0	0	0
4:45	0	0	0	0	0	0
5:00	0	0	0	0	0	0
5:15	3	0	0	0	3	3
5:30	2	0	0	0	2	2
5:45	1	0	0	0	1	1
6:00	1	0	0	0	1	1
6:15	6	0	0	0	6	6
6:30	5	0	0	0	5	5
6:45	11	0	0	0	11	11
7:00	13	0	0	0	13	13
7:15	18	0	0	0	18	18
7:30	37	3	0	0	40	39
7:45	47	3	0	0	50	49
8:00	44	1	0	0	45	45
8:15	28	0	0	0	28	28
8:30	30	1	1	0	32	32
8:45	30	0	0	0	30	30
9:00	25	0	0	0	25	25
9:15	36	0	0	0	36	36
9:30	35	1	0	0	36	36
9:45	36	1	0	0	37	37
10:00	23	1	0	0	24	24
10:15	16	0	0	0	16	16
10:30	22	1	0	0	23	23
10:45	20	1	0	0	21	21
11:00	19	0	0	0	20	20
11:15	21	1	0	0	22	22
11:30	18	1	1	0	20	20
11:45	25	0	0	0	25	25
12:00	26	0	0	0	26	26
12:15	25	1	0	0	26	26
12:30	29	1	0	0	30	30
12:45	25	0	0	0	25	25
13:00	35	2	0	0	37	36
13:15	25	1	0	0	26	26
13:30	28	0	0	0	28	28
13:45	20	0	2	0	22	23
14:00	19	0	2	0	21	22
14:15	21	0	0	0	21	21
14:30	25	1	0	0	26	26
14:45	32	0	1	0	33	34
15:00	26	1	0	0	27	27
15:15	40	1	1	0	42	42
15:30	47	1	0	0	48	48
15:45	43	1	3	1	48	50
16:00	39	1	1	0	41	41
16:15	30	1	0	0	31	31
16:30	40	0	0	0	40	40
16:45	43	1	1	0	45	45
17:00	32	1	0	0	33	33
17:15	31	1	1	0	33	33
17:30	31	1	0	0	32	32
17:45	47	0	0	0	47	47
18:00	31	1	0	0	32	32
18:15	33	1	1	0	35	35
18:30	31	3	0	0	34	33
18:45	32	0	0	0	32	32
19:00	37	0	0	0	37	37
19:15	22	0	0	0	22	22
19:30	28	1	0	0	29	29
19:45	19	1	0	0	20	20
20:00	14	0	1	0	15	16
20:15	16	0	0	0	16	16
20:30	23	0	2	0	25	26
20:45	12	0	1	0	13	14
21:00	10	0	0	0	10	10
21:15	6	0	0	0	6	6
21:30	7	0	0	0	7	7
21:45	3	0	0	0	3	3
22:00	1	0	0	0	1	1
22:15	8	0	0	0	8	8
22:30	8	0	1	0	9	10
22:45	2	0	0	0	2	2
23:00	4	0	0	0	4	4
23:15	4	0	0	0	4	4
23:30	4	0	0	0	4	4
23:45	2	0	0	0	2	2

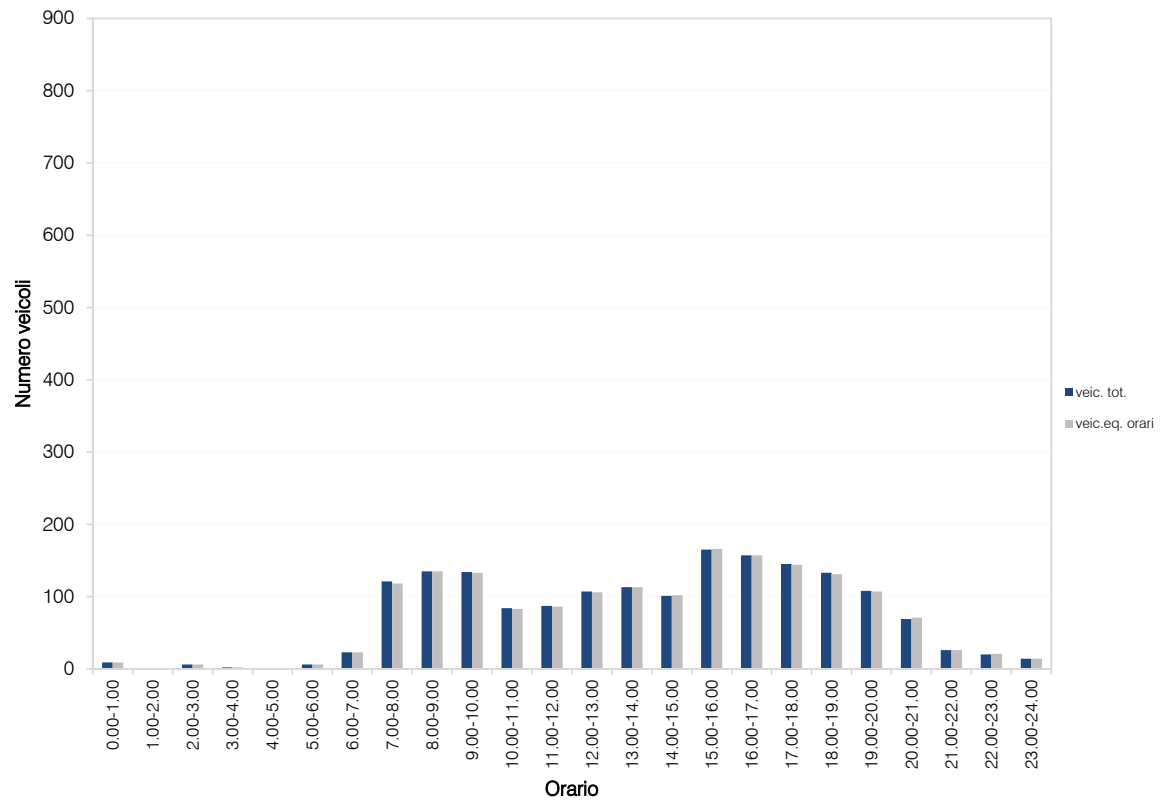
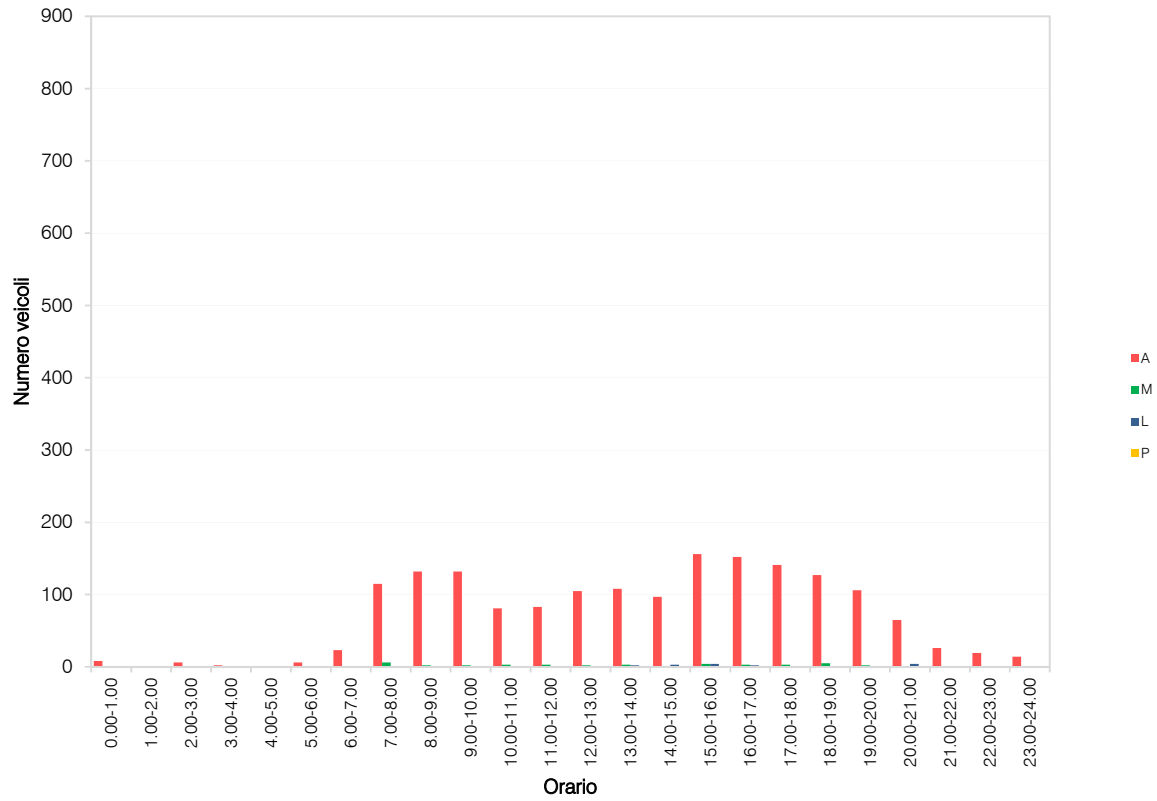
VOLUME DI TRAFFICO INTERVALLO TEMPORALE 60 min

giovedì 19 gennaio 2017

	<i>A</i>	<i>M</i>	<i>L</i>	<i>P</i>	<i>veicoli totali</i>	<i>veicoli equivalenti orari</i>
0.00-1.00	8	1	0	0	9	9
1.00-2.00	1	0	0	0	1	1
2.00-3.00	6	0	0	0	6	6
3.00-4.00	2	0	0	0	2	2
4.00-5.00	0	0	0	0	0	0
5.00-6.00	6	0	0	0	6	6
6.00-7.00	23	0	0	0	23	23
7.00-8.00	115	6	0	0	121	118
8.00-9.00	132	2	1	0	135	135
9.00-10.00	132	2	0	0	134	133
10.00-11.00	81	3	0	0	84	83
11.00-12.00	83	3	1	0	87	86
12.00-13.00	105	2	0	0	107	106
13.00-14.00	108	3	2	0	113	113
14.00-15.00	97	1	3	0	101	102
15.00-16.00	156	4	4	1	165	166
16.00-17.00	152	3	2	0	157	157
17.00-18.00	141	3	1	0	145	144
18.00-19.00	127	5	1	0	133	131
19.00-20.00	106	2	0	0	108	107
20.00-21.00	65	0	4	0	69	71
21.00-22.00	26	0	0	0	26	26
22.00-23.00	19	0	1	0	20	21
23.00-24.00	14	0	0	0	14	14
					TOT	1.766
						1.760

ELABORAZIONI GRAFICHE

giovedì 19 gennaio 2017



VOLUME DI TRAFFICO INTERVALLO TEMPORALE 15 min

venerdì 20 gennaio 2017

	A	M	L	P	veicoli totali	Veic. eq.
0:00	3	0	0	0	3	3
0:15	0	0	0	0	0	0
0:30	1	0	1	0	2	3
0:45	1	0	0	0	1	1
1:00	1	0	0	0	1	1
1:15	2	0	1	0	3	4
1:30	0	0	0	0	0	0
1:45	0	0	0	0	0	0
2:00	0	0	0	0	0	0
2:15	1	0	0	0	1	1
2:30	0	0	0	0	0	0
2:45	0	0	0	0	0	0
3:00	0	0	0	0	0	0
3:15	0	0	0	0	0	0
3:30	0	0	0	0	0	0
3:45	0	0	0	0	0	0
4:00	0	0	0	0	0	0
4:15	0	0	0	0	0	0
4:30	0	0	0	0	0	0
4:45	0	0	0	0	0	0
5:00	3	0	0	0	3	3
5:15	0	0	0	0	0	0
5:30	0	0	0	0	0	0
5:45	0	0	0	0	0	0
6:00	2	0	1	0	2	2
6:15	4	0	1	0	7	9
6:30	5	0	1	0	6	7
6:45	6	0	0	0	6	6
7:00	3	0	0	0	3	3
7:15	9	0	1	0	10	11
7:30	13	0	0	0	13	13
7:45	38	2	1	0	41	41
8:00	39	1	0	0	40	40
8:15	42	2	1	0	45	45
8:30	27	0	0	0	27	27
8:45	25	0	1	0	26	27
9:00	38	1	0	0	39	39
9:15	37	2	1	0	40	40
9:30	30	2	1	0	33	33
9:45	43	2	1	0	46	46
10:00	29	1	0	0	30	30
10:15	30	0	1	0	31	32
10:30	32	1	0	0	33	33
10:45	39	3	1	0	43	42
11:00	28	0	0	0	27	30
11:15	25	1	0	0	26	26
11:30	25	2	1	0	28	28
11:45	33	2	1	0	36	36
12:00	25	2	1	0	28	28
12:15	27	1	0	0	28	28
12:30	28	0	0	0	28	28
12:45	43	1	0	0	44	44
13:00	20	2	0	0	22	21
13:15	24	0	0	0	24	24
13:30	24	0	0	0	24	24
13:45	39	0	1	0	40	41
14:00	22	1	0	0	23	23
14:15	15	1	0	0	16	16
14:30	28	2	0	0	30	29
14:45	34	2	0	0	36	35
15:00	28	1	1	0	30	30
15:15	38	2	2	0	42	42
15:30	31	1	1	0	33	33
15:45	38	2	2	0	42	42
16:00	41	1	0	0	42	42
16:15	29	1	0	0	30	30
16:30	20	0	1	0	21	22
16:45	26	1	0	0	27	27
17:00	40	1	1	0	42	42
17:15	32	0	0	0	32	32
17:30	28	1	0	0	29	29
17:45	31	0	1	0	32	33
18:00	31	0	0	0	31	31
18:15	29	2	1	0	31	30
18:30	28	0	1	0	29	30
18:45	34	1	1	0	36	38
19:00	30	1	1	0	32	32
19:15	20	0	1	0	21	22
19:30	20	2	0	0	22	21
19:45	24	0	0	0	24	24
20:00	7	0	0	0	7	7
20:15	11	0	0	0	11	11
20:30	19	0	0	0	19	19
20:45	18	0	1	0	19	20
21:00	7	0	0	0	7	7
21:15	8	1	0	0	9	9
21:30	7	0	0	0	7	7
21:45	10	0	0	0	10	10
22:00	20	0	0	0	20	20
22:15	7	0	0	0	7	7
22:30	9	0	0	0	9	9
22:45	16	0	0	0	16	16
23:00	4	0	0	0	4	4
23:15	8	0	0	0	8	8
23:30	1	0	0	0	1	1
23:45	3	0	0	0	3	3

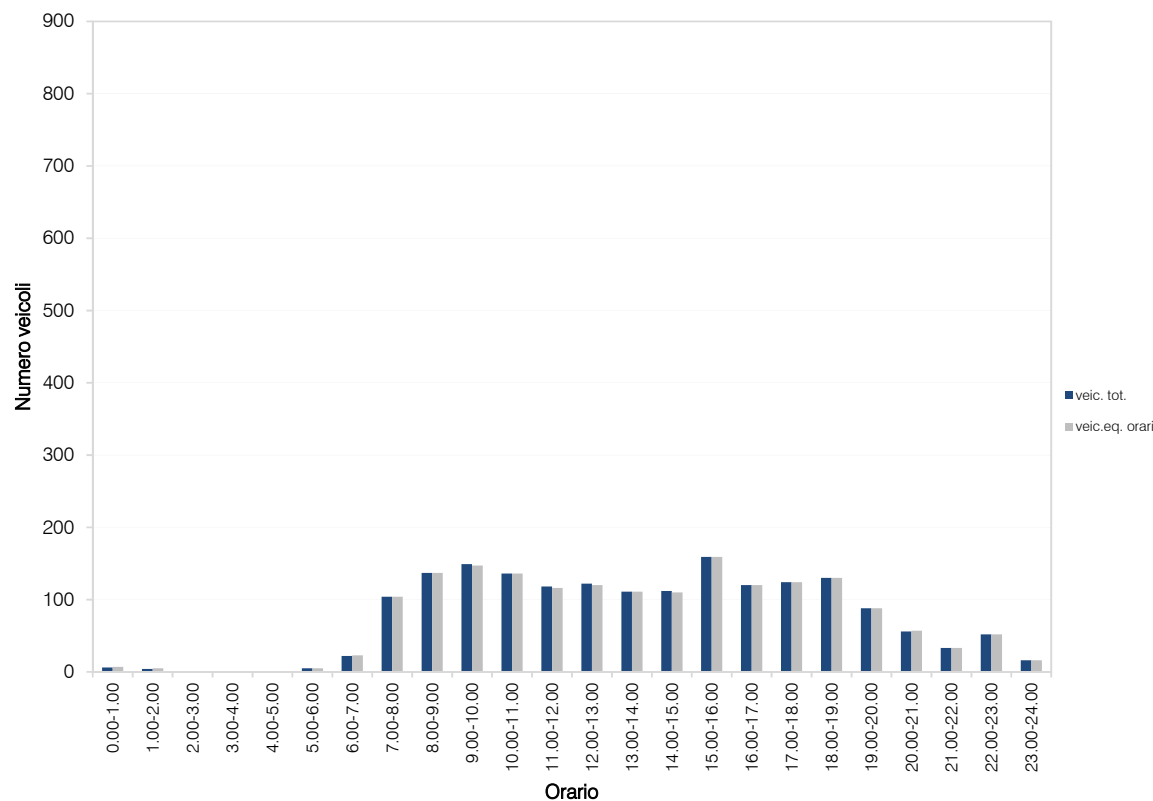
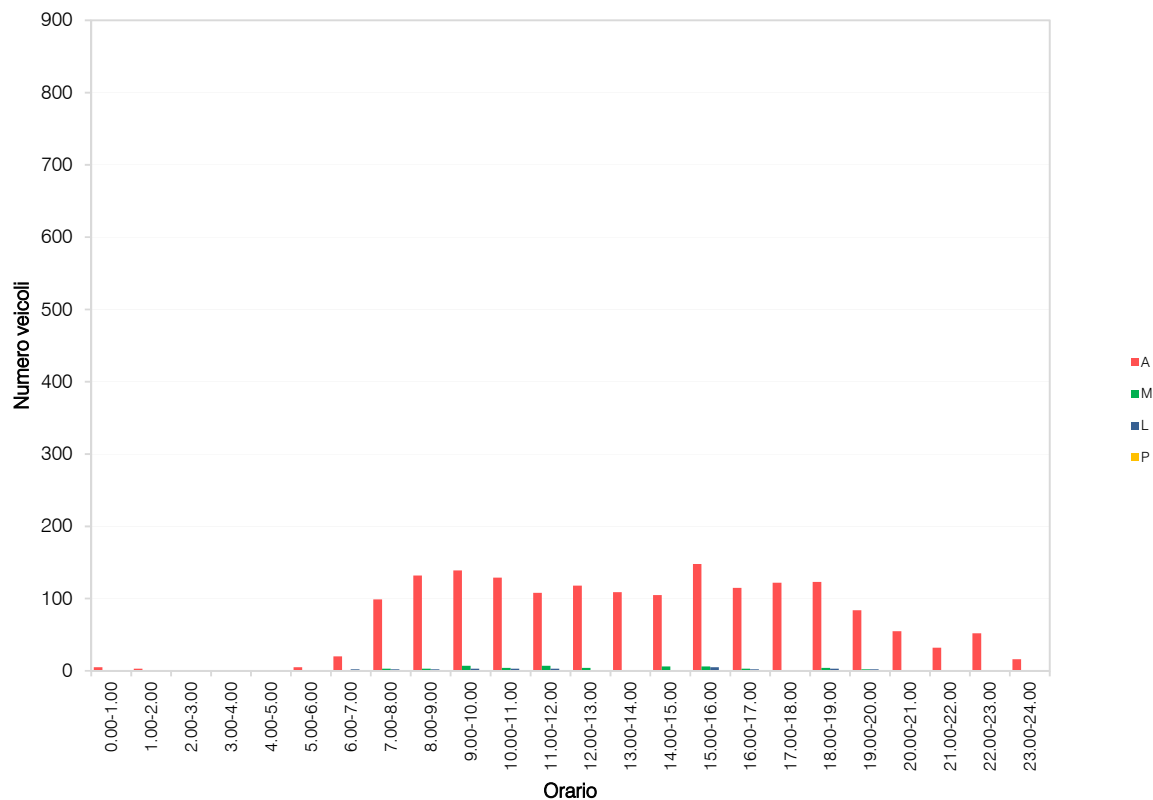
VOLUME DI TRAFFICO INTERVALLO TEMPORALE 60 min

venerdì 20 gennaio 2017

	<i>A</i>	<i>M</i>	<i>L</i>	<i>P</i>	<i>veicoli totali</i>	<i>veicoli equivalenti orari</i>
0.00-1.00	5	0	1	0	6	7
1.00-2.00	3	0	1	0	4	5
2.00-3.00	1	0	0	0	1	1
3.00-4.00	0	0	0	0	0	0
4.00-5.00	0	0	0	0	0	0
5.00-6.00	5	0	0	0	5	5
6.00-7.00	20	0	2	0	22	23
7.00-8.00	99	3	2	0	104	104
8.00-9.00	132	3	2	0	137	137
9.00-10.00	139	7	3	0	149	147
10.00-11.00	129	4	3	0	136	136
11.00-12.00	108	7	3	0	118	116
12.00-13.00	118	4	0	0	122	120
13.00-14.00	109	1	1	0	111	111
14.00-15.00	105	6	1	0	112	110
15.00-16.00	148	6	5	0	159	159
16.00-17.00	115	3	2	0	120	120
17.00-18.00	122	1	1	0	124	124
18.00-19.00	123	4	3	0	130	130
19.00-20.00	84	2	2	0	88	88
20.00-21.00	55	0	1	0	56	57
21.00-22.00	32	1	0	0	33	33
22.00-23.00	52	0	0	0	52	52
23.00-24.00	16	0	0	0	16	16
					TOT	1.805
						1.801

ELABORAZIONI GRAFICHE

venerdì 20 gennaio 2017



VOLUME DI TRAFFICO INTERVALLO TEMPORALE 15 min

sabato 21 gennaio 2017

	A	M	L	P	veicoli totali	Veic. eq.
0:00	1	0	0	0	1	1
0:15	3	0	1	0	4	5
0:30	1	0	0	0	1	1
0:45	2	0	0	0	2	2
1:00	0	0	0	0	0	0
1:15	0	0	0	0	0	0
1:30	3	0	0	0	3	3
1:45	2	0	0	0	2	2
2:00	2	0	0	0	2	2
2:15	0	0	0	0	0	0
2:30	0	0	0	0	0	0
2:45	0	0	0	0	0	0
3:00	0	0	0	0	0	0
3:15	0	0	0	0	0	0
3:30	0	0	0	0	0	0
3:45	0	0	0	0	0	0
4:00	0	0	0	0	0	0
4:15	0	0	0	0	0	0
4:30	0	0	0	0	0	0
4:45	0	0	0	0	0	0
5:00	0	0	0	0	0	0
5:15	1	0	0	0	1	1
5:30	2	0	1	0	2	2
5:45	3	0	1	0	4	5
6:00	2	0	0	0	2	2
6:15	1	0	0	0	1	1
6:30	7	0	1	0	8	9
6:45	7	1	1	0	9	9
7:00	5	0	1	0	6	7
7:15	8	0	1	0	9	10
7:30	24	1	1	0	26	26
7:45	22	0	0	0	22	22
8:00	19	2	0	0	21	20
8:15	13	1	0	0	14	14
8:30	20	0	0	0	20	20
8:45	21	0	0	0	21	21
9:00	19	1	0	0	20	20
9:15	22	1	0	0	23	23
9:30	18	0	0	0	18	18
9:45	36	1	0	0	37	37
10:00	31	2	0	0	33	32
10:15	31	1	0	0	32	32
10:30	32	2	0	0	34	33
10:45	37	1	0	0	38	38
11:00	28	1	0	0	29	29
11:15	21	2	0	0	23	22
11:30	26	0	0	0	26	26
11:45	31	1	0	0	32	32
12:00	27	2	0	0	29	28
12:15	30	1	0	0	31	31
12:30	36	1	0	0	37	37
12:45	20	1	0	0	21	21
13:00	27	2	1	0	29	28
13:15	32	1	1	0	34	34
13:30	19	0	0	0	19	19
13:45	10	1	0	0	11	11
14:00	23	0	0	0	23	23
14:15	18	1	0	0	19	19
14:30	20	0	0	0	20	20
14:45	23	1	0	0	24	24
15:00	21	1	0	0	22	22
15:15	19	2	0	0	21	20
15:30	30	4	0	0	34	32
15:45	30	1	0	0	31	31
16:00	25	2	0	0	27	26
16:15	31	0	0	0	31	31
16:30	39	0	0	0	39	39
16:45	46	1	0	0	47	47
17:00	27	3	0	0	30	29
17:15	35	1	0	0	36	36
17:30	37	0	0	0	37	37
17:45	27	0	0	0	27	27
18:00	38	1	0	0	39	39
18:15	28	1	1	0	30	30
18:30	24	1	1	0	26	26
18:45	27	1	0	0	28	28
19:00	19	1	0	0	20	20
19:15	46	1	0	0	47	47
19:30	21	1	0	0	22	22
19:45	36	1	0	0	37	37
20:00	12	1	0	0	13	13
20:15	16	0	1	0	17	18
20:30	17	1	1	0	18	18
20:45	18	1	1	0	20	20
21:00	4	0	0	0	4	4
21:15	3	0	0	0	3	3
21:30	8	1	1	0	10	10
21:45	13	1	0	0	14	14
22:00	12	0	1	0	13	14
22:15	6	0	0	0	6	6
22:30	7	0	0	0	7	7
22:45	7	0	0	0	7	7
23:00	6	0	0	0	6	6
23:15	4	0	0	0	4	4
23:30	4	1	0	0	5	5
23:45	4	0	0	0	4	4

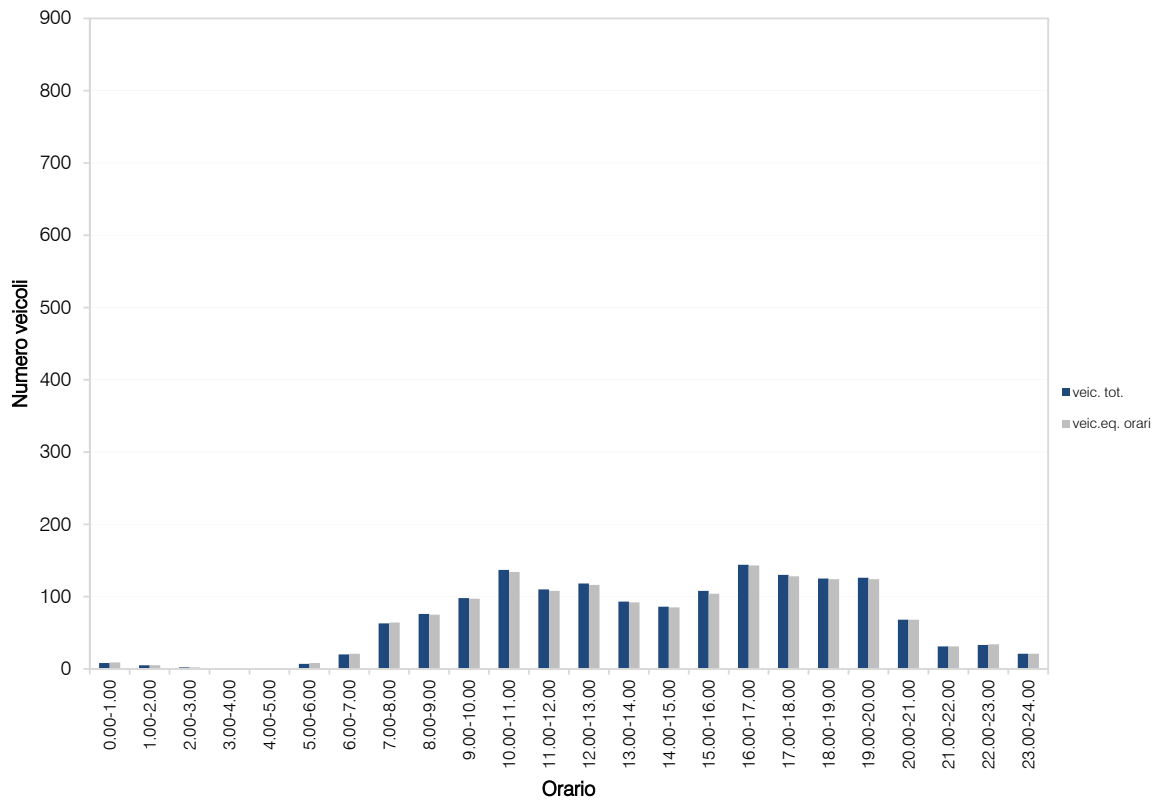
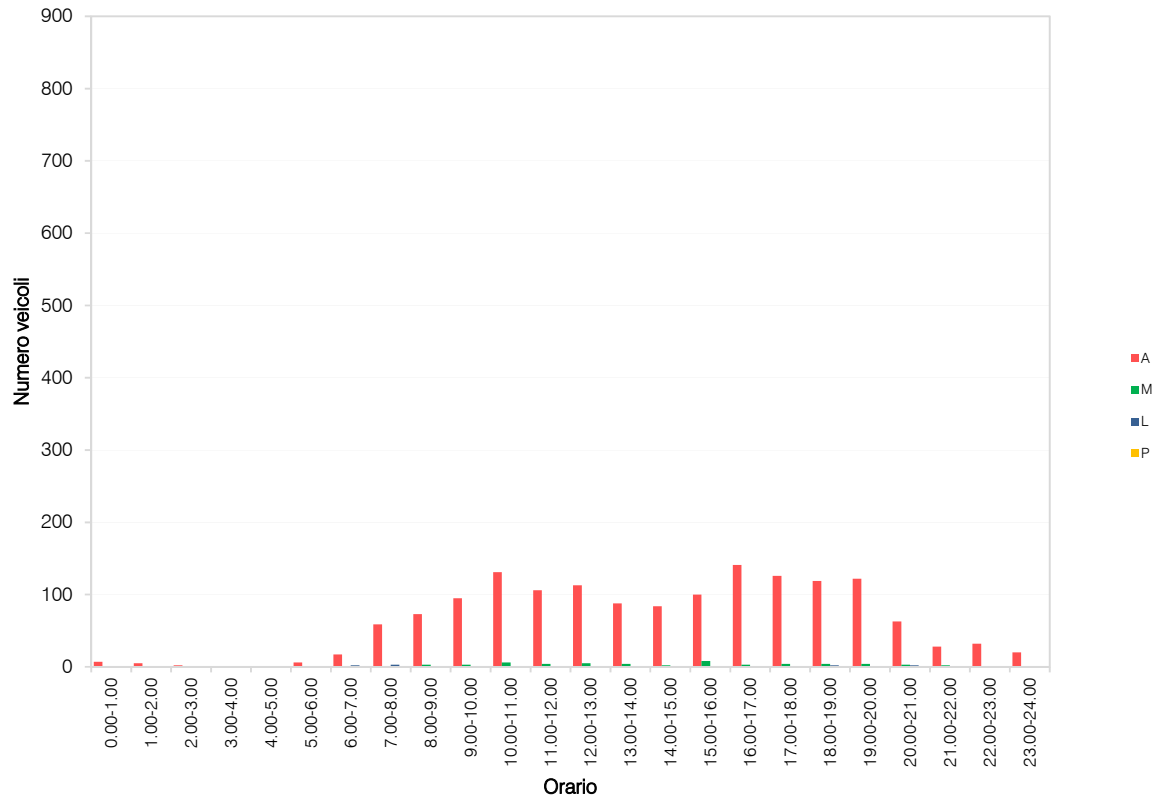
VOLUME DI TRAFFICO INTERVALLO TEMPORALE 60 min

sabato 21 gennaio 2017

	<i>A</i>	<i>M</i>	<i>L</i>	<i>P</i>	<i>veicoli totali</i>	<i>veicoli equivalenti orari</i>
0.00-1.00	7	0	1	0	8	9
1.00-2.00	5	0	0	0	5	5
2.00-3.00	2	0	0	0	2	2
3.00-4.00	0	0	0	0	0	0
4.00-5.00	0	0	0	0	0	0
5.00-6.00	6	0	1	0	7	8
6.00-7.00	17	1	2	0	20	21
7.00-8.00	59	1	3	0	63	64
8.00-9.00	73	3	0	0	76	75
9.00-10.00	95	3	0	0	98	97
10.00-11.00	131	6	0	0	137	134
11.00-12.00	106	4	0	0	110	108
12.00-13.00	113	5	0	0	118	116
13.00-14.00	88	4	1	0	93	92
14.00-15.00	84	2	0	0	86	85
15.00-16.00	100	8	0	0	108	104
16.00-17.00	141	3	0	0	144	143
17.00-18.00	126	4	0	0	130	128
18.00-19.00	119	4	2	0	125	124
19.00-20.00	122	4	0	0	126	124
20.00-21.00	63	3	2	0	68	68
21.00-22.00	28	2	1	0	31	31
22.00-23.00	32	0	1	0	33	34
23.00-24.00	20	1	0	0	21	21
					TOT	1.609
						1.593

ELABORAZIONI GRAFICHE

sabato 21 gennaio 2017



VOLUME DI TRAFFICO INTERVALLO TEMPORALE 15 min

domenica 22 gennaio 2017

	A	M	L	P	veicoli totali	Veic. eq.
0:00	1	0	0	0	1	1
0:15	3	0	0	0	3	3
0:30	1	0	0	0	1	1
0:45	6	0	0	0	6	6
1:00	1	0	0	0	1	1
1:15	2	0	0	0	2	2
1:30	1	0	0	0	1	1
1:45	7	0	0	0	7	7
2:00	0	0	0	0	0	0
2:15	0	0	0	0	0	0
2:30	0	0	0	0	0	0
2:45	1	0	0	0	1	1
3:00	0	0	0	0	0	0
3:15	0	0	0	0	0	0
3:30	0	0	0	0	0	0
3:45	1	0	0	0	1	1
4:00	0	0	0	0	0	0
4:15	0	0	0	0	0	0
4:30	2	0	0	0	2	2
4:45	0	0	0	0	0	0
5:00	2	0	0	0	2	2
5:15	1	0	0	0	1	1
5:30	1	0	0	0	1	1
5:45	1	0	0	0	1	1
6:00	0	0	0	0	0	0
6:15	4	0	0	0	4	4
6:30	3	0	0	0	3	3
6:45	3	1	0	0	4	4
7:00	2	0	0	0	2	2
7:15	4	0	0	0	4	4
7:30	8	0	0	0	8	8
7:45	8	0	0	0	8	8
8:00	7	1	1	0	7	7
8:15	18	1	1	0	20	20
8:30	7	0	0	0	7	7
8:45	14	1	0	0	15	15
9:00	11	1	0	0	11	11
9:15	11	1	0	0	12	12
9:30	22	1	0	0	23	23
9:45	20	1	0	0	21	21
10:00	13	0	0	0	13	13
10:15	25	1	0	0	26	26
10:30	13	0	0	0	13	13
10:45	16	0	0	0	16	16
11:00	47	2	0	0	49	48
11:15	37	0	0	0	37	37
11:30	33	1	0	0	34	34
11:45	26	1	0	0	27	27
12:00	28	0	0	0	28	28
12:15	30	1	0	0	31	31
12:30	30	1	0	0	31	31
12:45	18	0	0	0	18	18
13:00	16	0	0	0	17	17
13:15	13	0	0	0	13	13
13:30	10	0	0	0	10	10
13:45	18	0	0	0	18	18
14:00	15	1	0	0	16	16
14:15	16	1	0	0	17	17
14:30	23	0	0	0	23	23
14:45	25	0	0	0	25	25
15:00	28	1	0	0	29	29
15:15	18	0	0	0	18	18
15:30	24	0	0	0	25	25
15:45	40	0	0	0	40	40
16:00	33	1	0	0	34	34
16:15	31	0	0	0	31	31
16:30	17	0	0	0	17	17
16:45	26	1	0	0	27	27
17:00	21	1	0	0	22	22
17:15	22	0	0	0	22	22
17:30	21	1	0	0	22	22
17:45	34	1	0	0	35	35
18:00	26	1	0	0	27	27
18:15	25	1	0	0	26	26
18:30	25	0	0	0	25	25
18:45	21	1	0	0	22	22
19:00	13	0	0	0	13	13
19:15	10	1	0	0	11	11
19:30	12	0	0	0	12	12
19:45	29	0	0	0	29	29
20:00	12	0	0	0	12	12
20:15	8	0	0	0	8	8
20:30	13	0	0	0	13	13
20:45	19	0	0	0	19	19
21:00	10	0	0	0	10	10
21:15	3	0	0	0	3	3
21:30	3	1	0	0	4	4
21:45	7	0	0	0	7	7
22:00	9	0	0	0	9	9
22:15	3	0	0	0	3	3
22:30	6	0	0	0	6	6
22:45	4	0	0	0	4	4
23:00	4	0	0	0	4	4
23:15	2	0	0	0	2	2
23:30	6	0	0	0	6	6
23:45	1	0	0	0	1	1

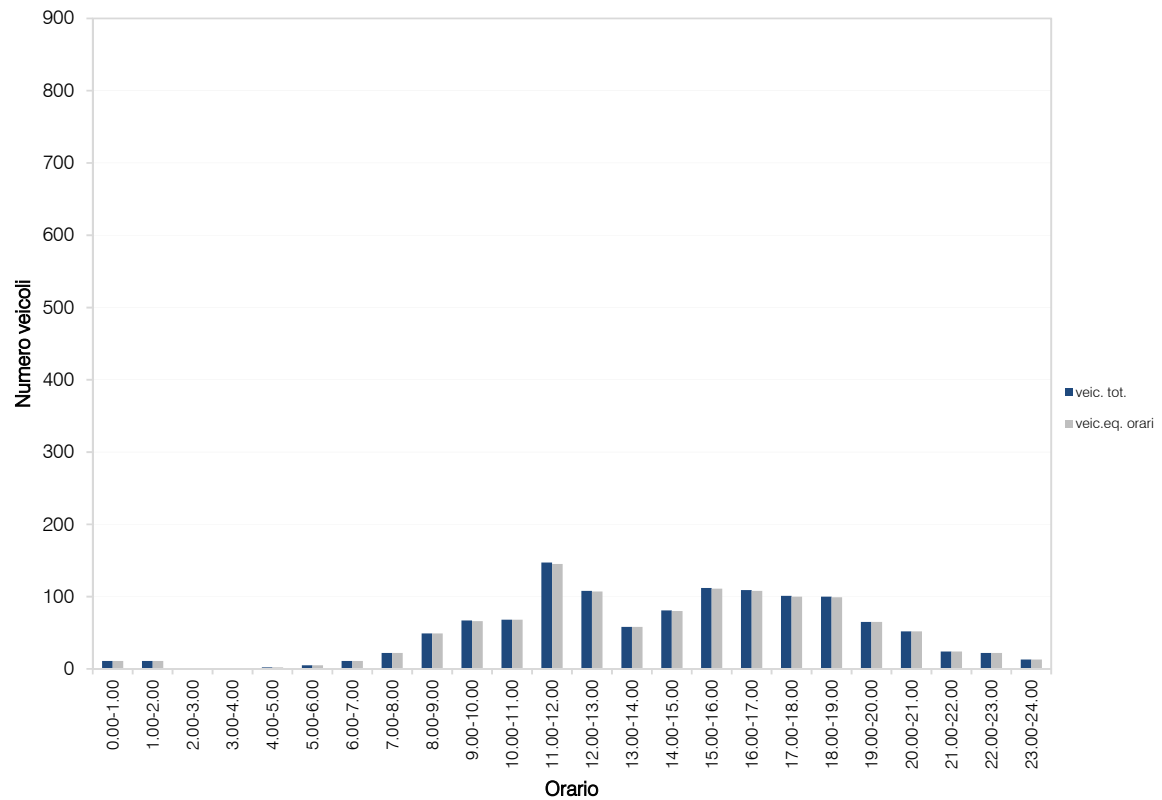
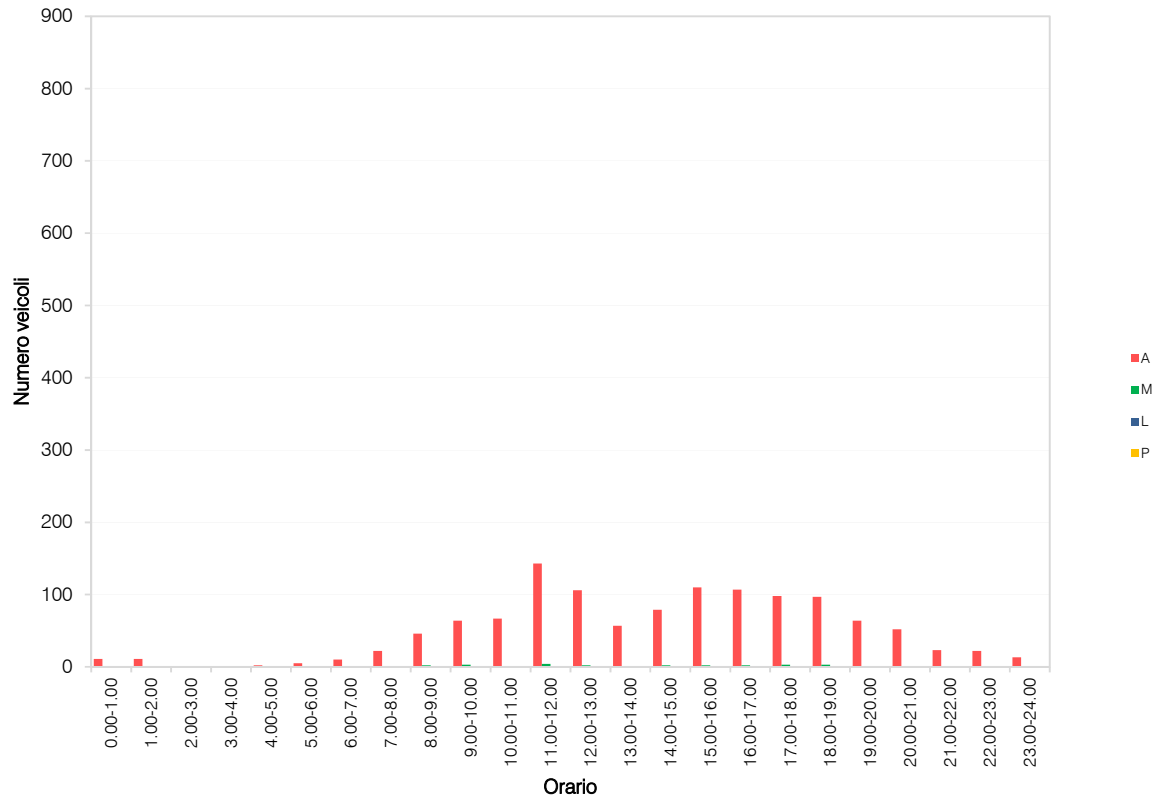
VOLUME DI TRAFFICO INTERVALLO TEMPORALE 60 min

domenica 22 gennaio 2017

	<i>A</i>	<i>M</i>	<i>L</i>	<i>P</i>	<i>veicoli totali</i>	<i>veicoli equivalenti orari</i>
0.00-1.00	11	0	0	0	11	11
1.00-2.00	11	0	0	0	11	11
2.00-3.00	1	0	0	0	1	1
3.00-4.00	1	0	0	0	1	1
4.00-5.00	2	0	0	0	2	2
5.00-6.00	5	0	0	0	5	5
6.00-7.00	10	1	0	0	11	11
7.00-8.00	22	0	0	0	22	22
8.00-9.00	46	2	1	0	49	49
9.00-10.00	64	3	0	0	67	66
10.00-11.00	67	1	0	0	68	68
11.00-12.00	143	4	0	0	147	145
12.00-13.00	106	2	0	0	108	107
13.00-14.00	57	1	0	0	58	58
14.00-15.00	79	2	0	0	81	80
15.00-16.00	110	2	0	0	112	111
16.00-17.00	107	2	0	0	109	108
17.00-18.00	98	3	0	0	101	100
18.00-19.00	97	3	0	0	100	99
19.00-20.00	64	1	0	0	65	65
20.00-21.00	52	0	0	0	52	52
21.00-22.00	23	1	0	0	24	24
22.00-23.00	22	0	0	0	22	22
23.00-24.00	13	0	0	0	13	13
					TOT	1.231

ELABORAZIONI GRAFICHE

domenica 22 gennaio 2017



RILIEVI AUTOMATICI: RADAR 13

DATI GENERALI

Viale Brigata Battisti, dir. sud

Giorni di rilievo

4 giorni compresi tra giovedì 19 gennaio e domenica 22 gennaio



VOLUME DI TRAFFICO INTERVALLO TEMPORALE 15 min

giovedì 19 gennaio 2017

	A	M	L	P	veicoli totali	Veic. eq.
0:00	0	0	0	0	0	0
0:15	7	0	0	0	7	7
0:30	1	0	0	0	1	1
0:45	3	0	0	0	3	3
1:00	0	0	0	0	0	0
1:15	1	0	0	0	1	1
1:30	1	0	0	0	1	1
1:45	0	0	0	0	0	0
2:00	0	0	0	0	0	0
2:15	0	0	0	0	0	0
2:30	1	0	0	0	1	1
2:45	0	0	0	0	0	0
3:00	1	0	0	0	1	1
3:15	0	0	0	0	0	0
3:30	0	0	0	0	0	0
3:45	0	0	0	0	0	0
4:00	0	0	0	0	0	0
4:15	1	0	0	0	1	1
4:30	0	0	0	0	0	0
4:45	3	0	0	0	3	3
5:00	1	0	0	0	1	1
5:15	3	0	1	0	4	5
5:30	1	1	0	0	2	2
5:45	4	1	0	0	5	5
6:00	2	0	0	0	3	4
6:15	13	0	0	1	14	15
6:30	9	0	0	1	10	11
6:45	19	0	0	1	20	21
7:00	22	0	1	0	23	24
7:15	30	2	0	2	34	35
7:30	78	4	1	4	87	90
7:45	51	7	0	3	61	61
8:00	116	2	1	2	121	123
8:15	68	0	1	0	70	72
8:30	50	1	0	2	53	55
8:45	44	1	0	1	46	47
9:00	42	0	2	0	44	45
9:15	41	1	2	0	44	45
9:30	38	1	0	1	40	41
9:45	44	2	0	1	47	47
10:00	36	2	0	0	38	37
10:15	28	1	0	0	29	29
10:30	38	0	2	0	40	41
10:45	28	0	1	1	30	32
11:00	31	2	1	0	34	34
11:15	34	2	0	0	36	35
11:30	39	0	1	1	41	43
11:45	33	1	1	0	35	35
12:00	43	1	0	0	44	44
12:15	55	1	1	1	58	59
12:30	34	3	0	1	38	38
12:45	45	1	1	0	47	47
13:00	47	1	1	0	49	49
13:15	47	3	0	4	54	57
13:30	29	1	1	4	35	39
13:45	23	0	1	0	24	25
14:00	36	2	3	1	42	44
14:15	24	1	1	2	28	30
14:30	34	2	3	0	39	40
14:45	36	0	2	3	41	45
15:00	29	2	1	4	36	40
15:15	50	2	2	0	54	54
15:30	49	2	0	0	51	50
15:45	66	4	3	2	75	77
16:00	66	0	3	1	70	73
16:15	51	3	1	0	55	54
16:30	38	1	2	2	43	46
16:45	61	2	3	0	66	67
17:00	52	1	2	0	55	56
17:15	72	3	2	3	80	83
17:30	38	4	0	0	42	40
17:45	69	1	1	2	73	75
18:00	61	3	1	1	66	66
18:15	57	2	1	1	61	62
18:30	81	3	0	1	85	85
18:45	81	1	1	1	84	85
19:00	59	2	1	0	62	62
19:15	39	0	1	1	41	43
19:30	34	2	0	0	36	35
19:45	27	0	0	0	27	27
20:00	26	0	0	1	27	28
20:15	23	0	0	0	23	23
20:30	29	0	0	0	31	30
20:45	23	0	0	0	23	23
21:00	10	1	0	0	11	11
21:15	8	0	0	0	8	8
21:30	7	0	0	0	7	7
21:45	6	0	0	0	6	6
22:00	9	1	0	0	10	10
22:15	17	0	0	0	17	17
22:30	12	0	0	0	12	12
22:45	8	0	0	0	8	8
23:00	4	0	0	0	4	4
23:15	2	0	0	0	2	2
23:30	2	0	0	0	2	2
23:45	7	0	0	0	7	7

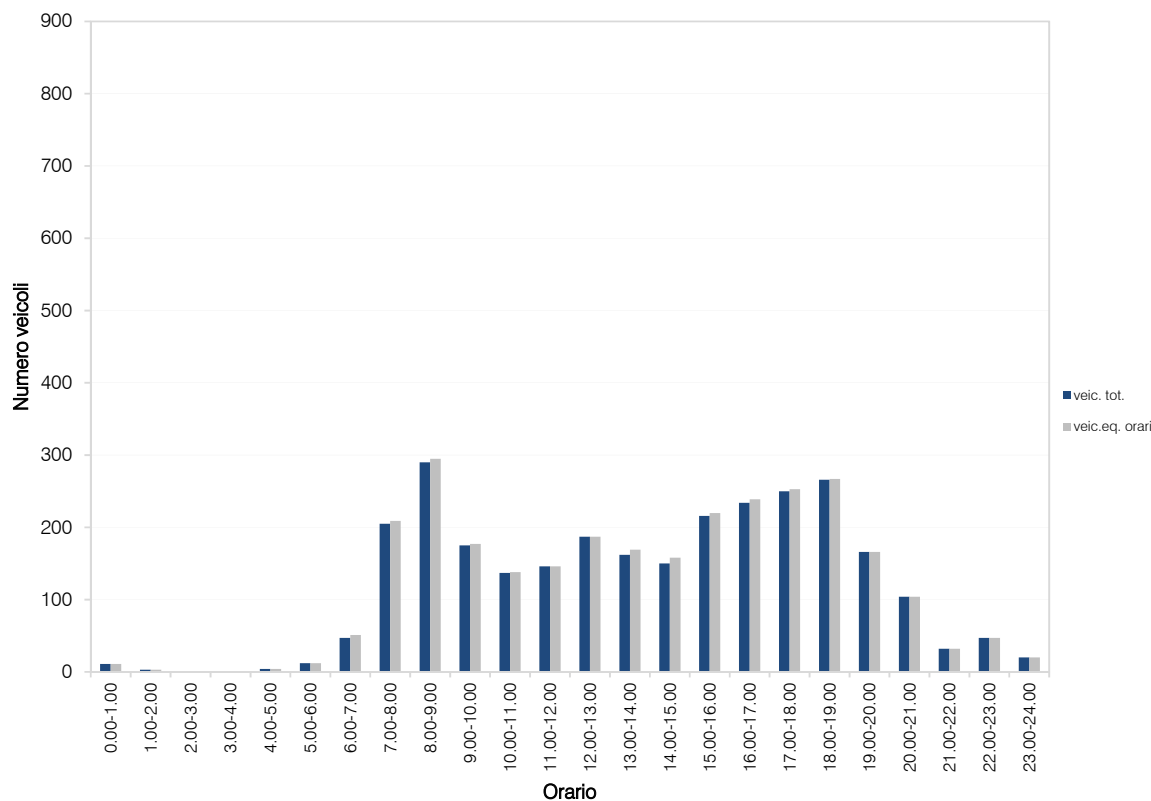
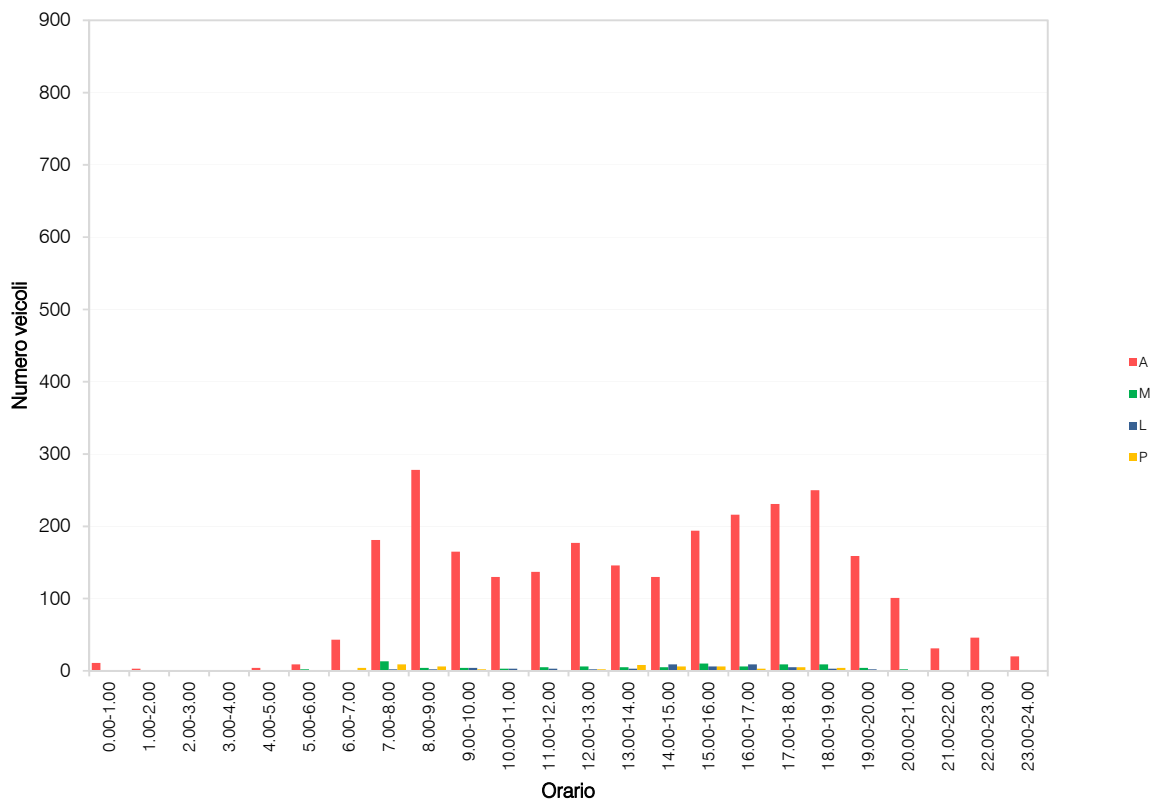
VOLUME DI TRAFFICO INTERVALLO TEMPORALE 60 min

giovedì 19 gennaio 2017

	<i>A</i>	<i>M</i>	<i>L</i>	<i>P</i>	<i>veicoli totali</i>	<i>veicoli equivalenti orari</i>
0.00-1.00	11	0	0	0	11	11
1.00-2.00	3	0	0	0	3	3
2.00-3.00	1	0	0	0	1	1
3.00-4.00	1	0	0	0	1	1
4.00-5.00	4	0	0	0	4	4
5.00-6.00	9	2	1	0	12	12
6.00-7.00	43	0	0	4	47	51
7.00-8.00	181	13	2	9	205	209
8.00-9.00	278	4	2	6	290	295
9.00-10.00	165	4	4	2	175	177
10.00-11.00	130	3	3	1	137	138
11.00-12.00	137	5	3	1	146	146
12.00-13.00	177	6	2	2	187	187
13.00-14.00	146	5	3	8	162	169
14.00-15.00	130	5	9	6	150	158
15.00-16.00	194	10	6	6	216	220
16.00-17.00	216	6	9	3	234	239
17.00-18.00	231	9	5	5	250	253
18.00-19.00	250	9	3	4	266	267
19.00-20.00	159	4	2	1	166	166
20.00-21.00	101	2	0	1	104	104
21.00-22.00	31	1	0	0	32	32
22.00-23.00	46	1	0	0	47	47
23.00-24.00	20	0	0	0	20	20
					TOT	2.866
						2.910

ELABORAZIONI GRAFICHE

giovedì 19 gennaio 2017



VOLUME DI TRAFFICO INTERVALLO TEMPORALE 15 min

venerdì 20 gennaio 2017

	A	M	L	P	veicoli totali	Veic. eq.
0:00	1	0	0	0	1	1
0:15	0	0	0	0	0	0
0:30	3	0	0	0	3	3
0:45	2	0	0	0	2	2
1:00	0	0	0	0	0	0
1:15	0	0	0	0	0	0
1:30	1	0	0	0	1	1
1:45	0	0	0	0	0	0
2:00	0	0	0	0	0	0
2:15	1	0	0	0	1	1
2:30	0	0	0	0	0	0
2:45	0	0	0	0	0	0
3:00	1	0	0	0	1	1
3:15	0	0	0	0	0	0
3:30	0	0	0	0	0	0
3:45	0	0	0	0	0	0
4:00	0	0	0	0	0	0
4:15	1	0	0	0	1	1
4:30	2	0	0	0	2	2
4:45	0	0	0	0	0	0
5:00	2	0	0	0	2	2
5:15	0	1	0	0	1	1
5:30	1	0	0	0	1	1
5:45	4	0	0	0	4	4
6:00	0	0	0	1	1	2
6:15	9	0	0	1	10	11
6:30	7	0	0	1	8	9
6:45	15	0	0	1	16	17
7:00	19	1	0	0	20	20
7:15	30	2	2	2	36	38
7:30	43	2	0	5	50	54
7:45	44	4	1	4	53	56
8:00	66	6	1	2	75	75
8:15	45	2	0	1	48	46
8:30	34	1	0	2	37	39
8:45	44	0	1	1	46	48
9:00	34	0	2	0	36	37
9:15	36	2	1	0	39	39
9:30	30	1	1	1	33	34
9:45	26	1	1	1	29	30
10:00	29	1	1	0	31	31
10:15	27	2	1	0	30	30
10:30	31	2	0	0	34	34
10:45	31	3	0	1	35	35
11:00	39	1	1	0	41	41
11:15	42	2	1	0	45	45
11:30	46	1	1	1	49	50
11:45	37	3	1	0	41	40
12:00	39	3	1	0	43	42
12:15	63	1	1	2	67	69
12:30	52	3	0	1	56	56
12:45	37	3	1	0	41	40
13:00	46	2	1	0	49	49
13:15	51	1	1	4	57	61
13:30	43	0	1	4	48	53
13:45	42	0	2	0	44	45
14:00	33	2	1	1	37	38
14:15	35	0	0	2	37	39
14:30	46	2	0	0	48	47
14:45	46	1	0	3	50	53
15:00	43	0	0	4	48	52
15:15	40	2	0	0	42	41
15:30	49	5	0	0	54	52
15:45	74	5	1	2	82	82
16:00	52	3	0	0	55	54
16:15	39	2	3	0	44	45
16:30	46	1	0	2	49	51
16:45	57	1	2	0	60	61
17:00	48	2	1	0	51	51
17:15	51	3	1	2	57	58
17:30	62	0	0	0	62	62
17:45	38	3	2	1	44	45
18:00	64	1	3	1	69	71
18:15	40	1	0	1	42	43
18:30	57	2	0	1	60	60
18:45	53	2	0	0	55	54
19:00	48	2	1	0	51	51
19:15	32	2	0	1	35	35
19:30	38	2	1	0	41	41
19:45	26	1	0	0	27	27
20:00	38	0	0	1	39	40
20:15	27	0	0	0	27	27
20:30	32	0	0	0	32	32
20:45	28	0	1	0	29	30
21:00	20	0	0	0	20	20
21:15	9	0	0	0	9	9
21:30	12	0	0	0	12	12
21:45	5	0	0	0	5	5
22:00	11	0	0	0	11	11
22:15	10	0	0	0	10	10
22:30	3	0	0	0	3	3
22:45	14	0	0	0	14	14
23:00	13	0	0	0	13	13
23:15	6	0	0	0	6	6
23:30	5	0	0	0	5	5
23:45	8	0	0	0	8	8

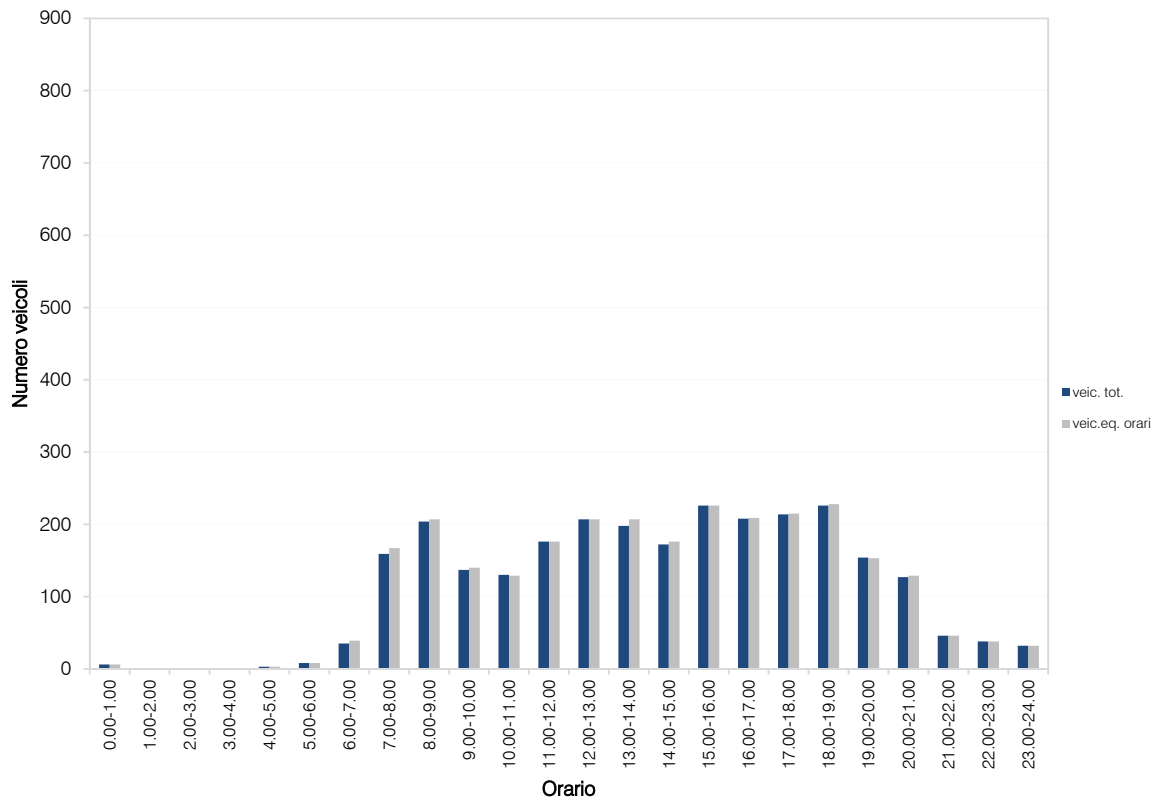
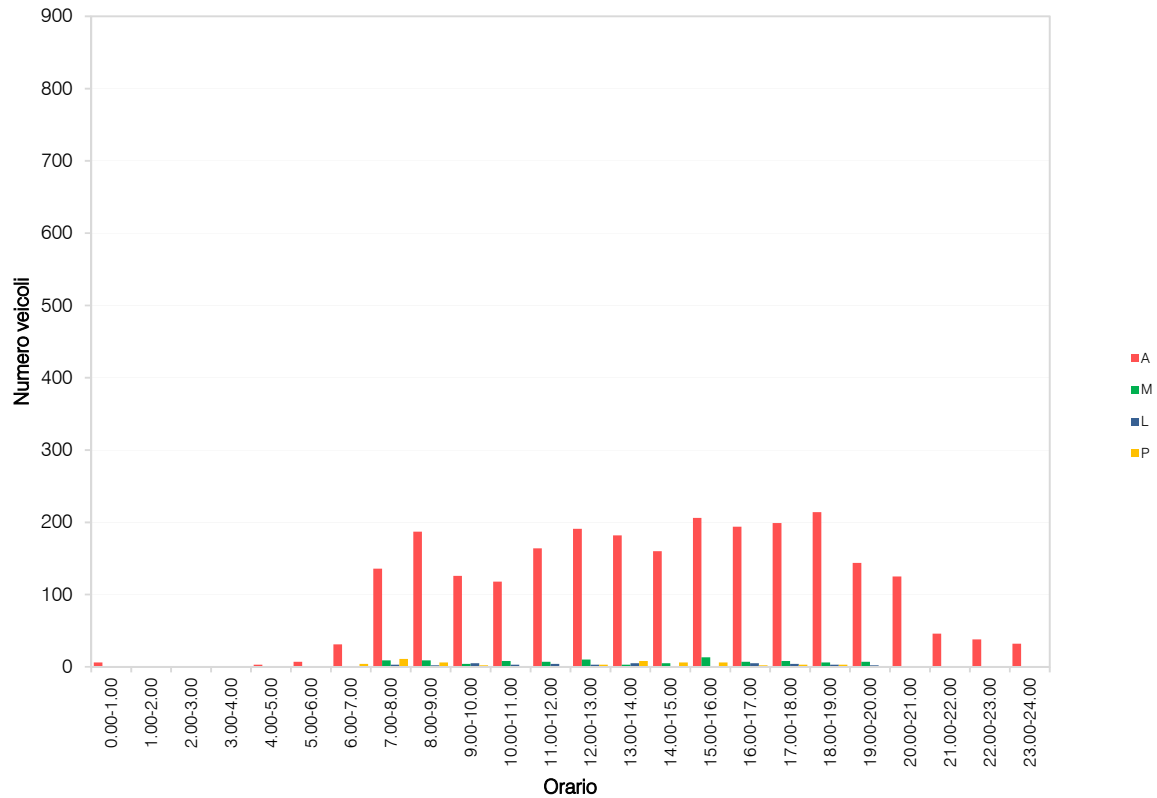
VOLUME DI TRAFFICO INTERVALLO TEMPORALE 60 min

venerdì 20 gennaio 2017

	<i>A</i>	<i>M</i>	<i>L</i>	<i>P</i>	<i>veicoli totali</i>	<i>veicoli equivalenti orari</i>
0.00-1.00	6	0	0	0	6	6
1.00-2.00	1	0	0	0	1	1
2.00-3.00	1	0	0	0	1	1
3.00-4.00	1	0	0	0	1	1
4.00-5.00	3	0	0	0	3	3
5.00-6.00	7	1	0	0	8	8
6.00-7.00	31	0	0	4	35	39
7.00-8.00	136	9	3	11	159	167
8.00-9.00	187	9	2	6	204	207
9.00-10.00	126	4	5	2	137	140
10.00-11.00	118	8	3	1	130	129
11.00-12.00	164	7	4	1	176	176
12.00-13.00	191	10	3	3	207	207
13.00-14.00	182	3	5	8	198	207
14.00-15.00	160	5	1	6	172	176
15.00-16.00	206	13	1	6	226	226
16.00-17.00	194	7	5	2	208	209
17.00-18.00	199	8	4	3	214	215
18.00-19.00	214	6	3	3	226	228
19.00-20.00	144	7	2	1	154	153
20.00-21.00	125	0	1	1	127	129
21.00-22.00	46	0	0	0	46	46
22.00-23.00	38	0	0	0	38	38
23.00-24.00	32	0	0	0	32	32
					TOT	2.709
						2.744

ELABORAZIONI GRAFICHE

venerdì 20 gennaio 2017



VOLUME DI TRAFFICO INTERVALLO TEMPORALE 15 min

sabato 21 gennaio 2017

	A	M	L	P	veicoli totali	Veic. eq.
0:00	3	0	0	0	3	3
0:15	7	1	0	0	8	8
0:30	5	0	0	0	5	5
0:45	1	0	0	0	1	1
1:00	2	0	0	0	2	2
1:15	2	0	0	0	2	2
1:30	4	0	0	0	4	4
1:45	3	0	0	0	3	3
2:00	2	0	0	0	2	2
2:15	0	0	0	0	0	0
2:30	2	0	0	0	2	2
2:45	2	0	0	0	2	2
3:00	2	0	0	0	2	2
3:15	1	0	0	0	1	1
3:30	1	0	0	0	1	1
3:45	0	0	0	0	0	0
4:00	0	0	0	0	0	0
4:15	0	0	0	0	0	0
4:30	1	0	0	0	1	1
4:45	0	0	0	0	0	0
5:00	1	0	0	0	1	1
5:15	2	0	0	0	2	2
5:30	3	0	0	0	3	3
5:45	3	0	0	0	3	3
6:00	0	0	0	1	1	2
6:15	2	0	0	1	3	4
6:30	4	0	0	1	5	6
6:45	7	0	0	1	8	9
7:00	6	0	1	0	7	8
7:15	4	1	0	2	7	9
7:30	25	1	1	4	31	35
7:45	29	5	1	3	38	39
8:00	31	1	0	1	33	34
8:15	12	1	0	1	14	15
8:30	24	0	0	2	26	28
8:45	20	1	0	1	22	23
9:00	28	3	0	0	31	30
9:15	26	1	0	0	27	27
9:30	34	0	0	1	35	36
9:45	26	1	0	1	28	29
10:00	25	2	0	0	27	26
10:15	56	1	0	0	57	57
10:30	40	3	2	2	45	45
10:45	64	1	0	1	67	69
11:00	46	1	1	0	48	48
11:15	33	0	2	0	35	36
11:30	53	2	1	2	58	60
11:45	55	4	0	0	59	57
12:00	46	4	1	0	51	50
12:15	42	1	1	1	45	46
12:30	62	4	0	2	68	68
12:45	33	4	2	0	39	38
13:00	45	4	1	0	49	47
13:15	39	2	1	4	46	50
13:30	32	2	4	3	39	43
13:45	22	0	0	0	22	22
14:00	20	2	0	1	23	23
14:15	31	3	0	2	36	37
14:30	32	2	1	0	35	35
14:45	27	2	0	3	32	34
15:00	34	0	0	4	38	42
15:15	36	3	0	0	39	38
15:30	39	2	0	0	41	40
15:45	32	2	0	1	35	35
16:00	40	2	1	0	43	43
16:15	34	0	0	0	34	34
16:30	45	2	0	2	49	50
16:45	57	5	0	0	62	60
17:00	35	3	1	0	39	38
17:15	43	3	0	2	48	49
17:30	47	3	0	0	50	49
17:45	48	2	0	1	51	51
18:00	38	1	1	1	41	42
18:15	30	2	0	1	33	33
18:30	39	2	1	1	43	44
18:45	26	1	0	0	27	27
19:00	28	2	0	0	30	29
19:15	57	1	1	1	60	61
19:30	36	3	0	0	39	38
19:45	27	0	0	0	27	27
20:00	28	0	0	1	29	30
20:15	18	0	0	0	18	18
20:30	1	1	0	0	2	2
20:45	21	1	0	0	23	22
21:00	11	1	0	0	12	12
21:15	11	0	0	0	11	11
21:30	6	0	0	0	6	6
21:45	12	0	0	0	12	12
22:00	13	1	0	0	14	14
22:15	11	0	0	0	11	11
22:30	9	0	0	0	9	9
22:45	12	1	0	0	13	13
23:00	10	0	0	0	10	10
23:15	5	0	0	0	5	5
23:30	13	0	0	0	13	13
23:45	8	0	0	0	8	8

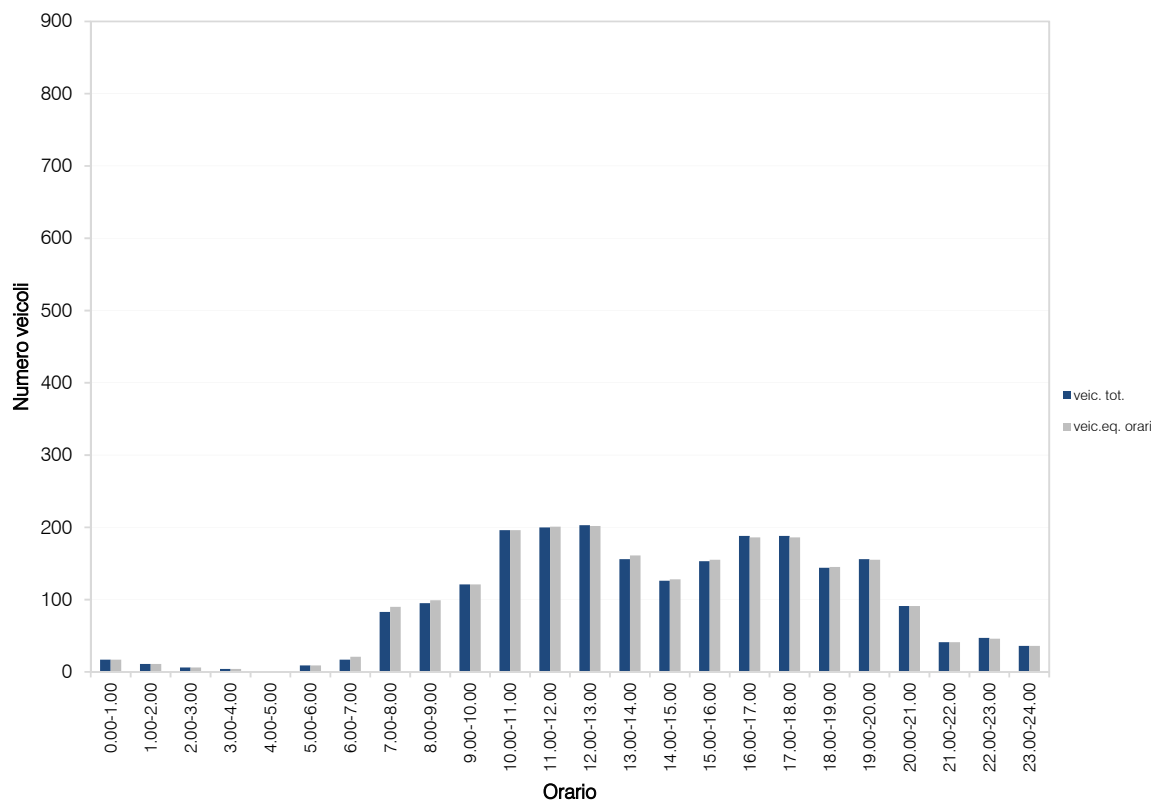
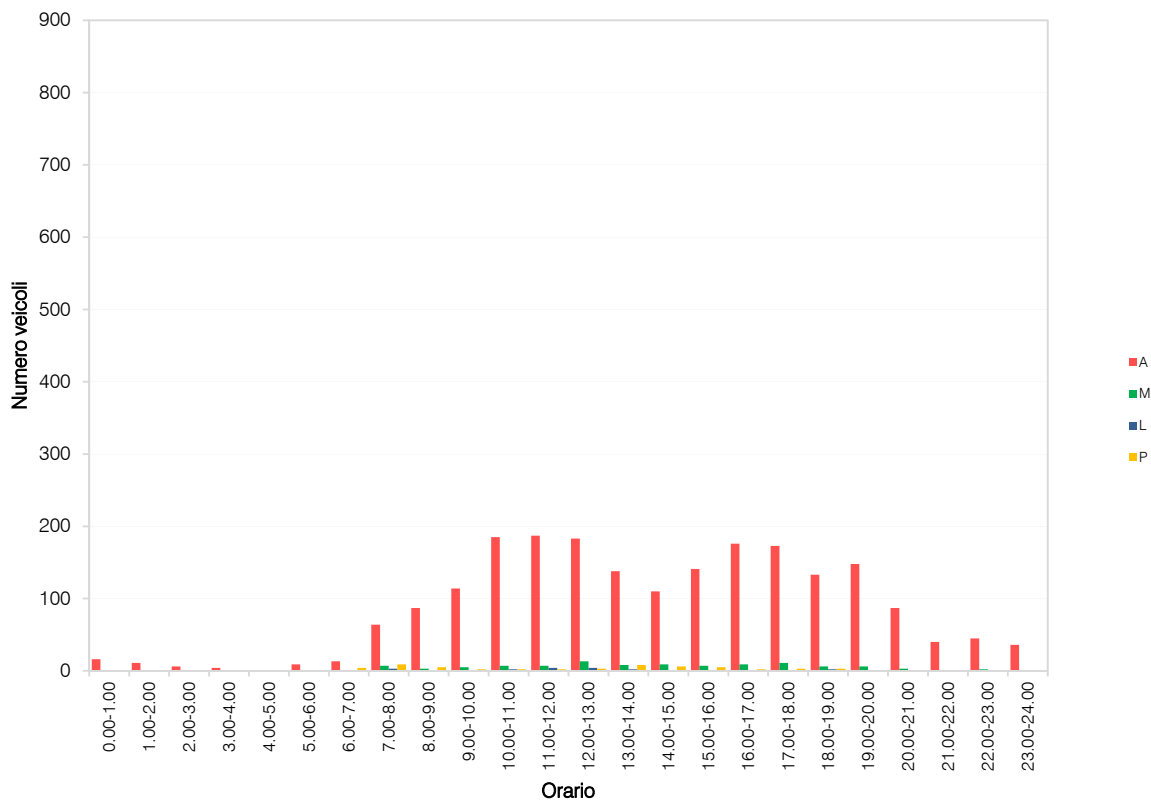
VOLUME DI TRAFFICO INTERVALLO TEMPORALE 60 min

sabato 21 gennaio 2017

	<i>A</i>	<i>M</i>	<i>L</i>	<i>P</i>	<i>veicoli totali</i>	<i>veicoli equivalenti orari</i>
0.00-1.00	16	1	0	0	17	17
1.00-2.00	11	0	0	0	11	11
2.00-3.00	6	0	0	0	6	6
3.00-4.00	4	0	0	0	4	4
4.00-5.00	1	0	0	0	1	1
5.00-6.00	9	0	0	0	9	9
6.00-7.00	13	0	0	4	17	21
7.00-8.00	64	7	3	9	83	90
8.00-9.00	87	3	0	5	95	99
9.00-10.00	114	5	0	2	121	121
10.00-11.00	185	7	2	2	196	196
11.00-12.00	187	7	4	2	200	201
12.00-13.00	183	13	4	3	203	202
13.00-14.00	138	8	2	8	156	161
14.00-15.00	110	9	1	6	126	128
15.00-16.00	141	7	0	5	153	155
16.00-17.00	176	9	1	2	188	186
17.00-18.00	173	11	1	3	188	186
18.00-19.00	133	6	2	3	144	145
19.00-20.00	148	6	1	1	156	155
20.00-21.00	87	3	0	1	91	91
21.00-22.00	40	1	0	0	41	41
22.00-23.00	45	2	0	0	47	46
23.00-24.00	36	0	0	0	36	36
					TOT	2.289
						2.308

ELABORAZIONI GRAFICHE

sabato 21 gennaio 2017



VOLUME DI TRAFFICO INTERVALLO TEMPORALE 15 min

domenica 22 gennaio 2017

	A	M	L	P	veicoli totali	Veic. eq.
0:00	3	0	0	0	3	3
0:15	2	0	0	0	2	2
0:30	6	0	0	0	6	6
0:45	6	0	0	0	6	6
1:00	9	0	0	0	9	9
1:15	3	0	0	0	3	3
1:30	4	0	0	0	4	4
1:45	1	0	0	0	1	1
2:00	0	0	0	0	0	0
2:15	1	0	0	0	1	1
2:30	5	0	0	0	5	5
2:45	0	0	0	0	0	0
3:00	1	0	0	0	1	1
3:15	0	0	0	0	0	0
3:30	1	0	0	0	1	1
3:45	0	0	0	0	0	0
4:00	0	0	0	0	0	0
4:15	0	0	0	0	0	0
4:30	0	0	0	0	0	0
4:45	0	0	0	0	0	0
5:00	0	0	0	0	0	0
5:15	0	0	0	0	0	0
5:30	0	0	0	0	0	0
5:45	2	0	0	0	2	2
6:00	1	0	0	0	1	1
6:15	3	1	0	0	4	4
6:30	3	0	0	0	3	3
6:45	3	0	0	0	3	3
7:00	0	0	0	0	0	0
7:15	9	0	0	0	9	9
7:30	5	0	0	0	5	5
7:45	10	0	0	1	11	12
8:00	5	1	1	0	6	6
8:15	11	0	1	0	12	13
8:30	5	0	0	0	5	5
8:45	10	0	0	0	10	10
9:00	12	0	0	0	12	12
9:15	14	0	0	0	14	14
9:30	30	1	0	0	31	31
9:45	41	2	0	0	43	42
10:00	16	2	0	0	18	17
10:15	20	0	0	0	20	20
10:30	22	1	0	0	23	23
10:45	23	1	0	0	24	24
11:00	35	2	0	0	37	36
11:15	49	2	0	0	51	50
11:30	36	1	1	0	38	38
11:45	26	3	0	0	29	28
12:00	30	1	0	0	31	31
12:15	28	1	0	0	29	29
12:30	33	3	0	0	36	35
12:45	20	2	0	0	22	21
13:00	18	1	1	0	20	20
13:15	12	0	0	0	12	12
13:30	9	1	0	0	10	10
13:45	14	1	0	0	15	15
14:00	23	1	0	0	24	24
14:15	16	2	0	0	18	17
14:30	22	1	0	0	23	23
14:45	27	1	0	0	28	28
15:00	26	1	0	0	27	27
15:15	33	1	0	0	34	34
15:30	26	2	0	0	28	27
15:45	31	0	0	0	31	31
16:00	23	0	0	0	23	23
16:15	35	2	0	0	37	36
16:30	31	2	0	0	33	32
16:45	38	2	0	0	40	39
17:00	25	2	0	0	27	26
17:15	34	1	0	0	35	35
17:30	39	1	0	1	40	41
17:45	56	1	0	0	57	57
18:00	33	1	0	2	36	38
18:15	51	2	1	0	54	54
18:30	30	0	0	0	30	30
18:45	36	1	0	1	38	39
19:00	30	3	0	0	33	32
19:15	28	2	0	0	30	29
19:30	29	0	0	1	30	31
19:45	29	0	0	0	29	29
20:00	13	1	0	0	14	14
20:15	13	1	0	0	14	14
20:30	20	0	0	0	20	20
20:45	19	2	0	0	21	20
21:00	11	1	0	0	12	12
21:15	6	0	0	0	6	6
21:30	5	0	0	0	5	5
21:45	8	0	0	0	8	8
22:00	6	0	0	0	6	6
22:15	7	0	0	0	7	7
22:30	13	0	0	0	13	13
22:45	14	0	0	0	14	14
23:00	1	1	0	0	2	2
23:15	1	0	0	0	1	1
23:30	7	0	0	0	7	7
23:45	3	0	0	0	3	3

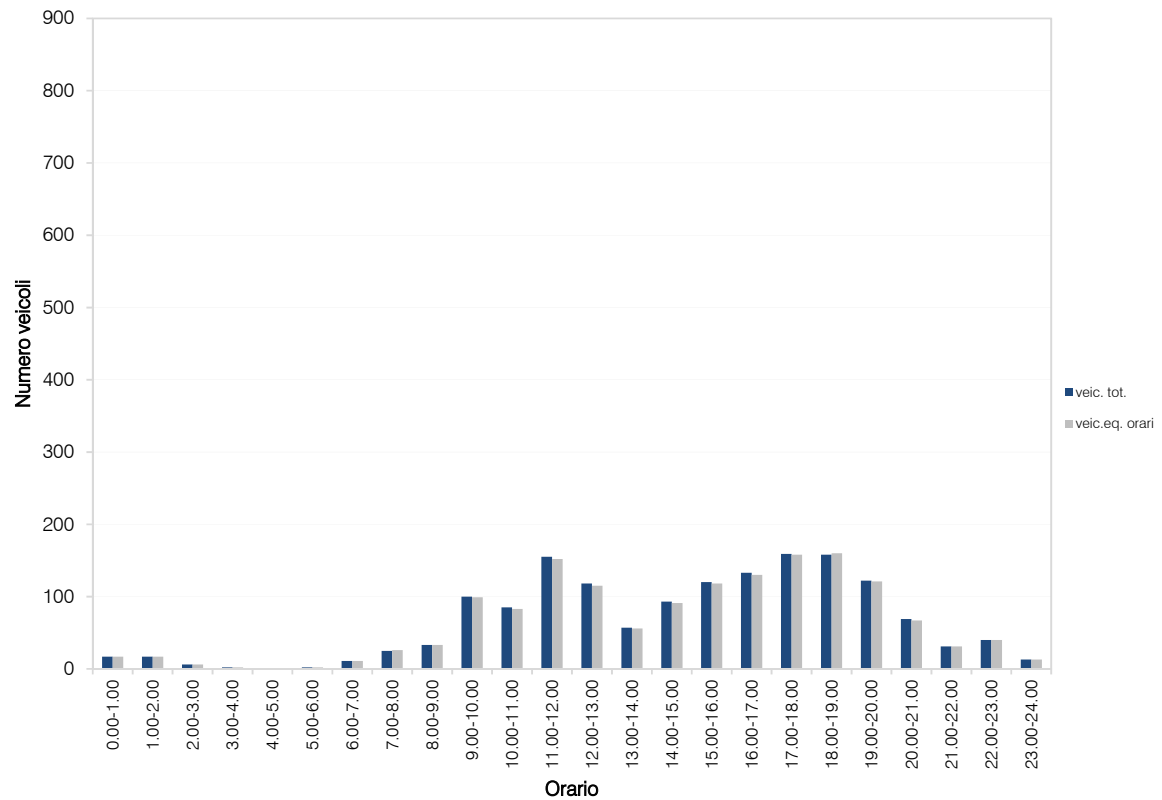
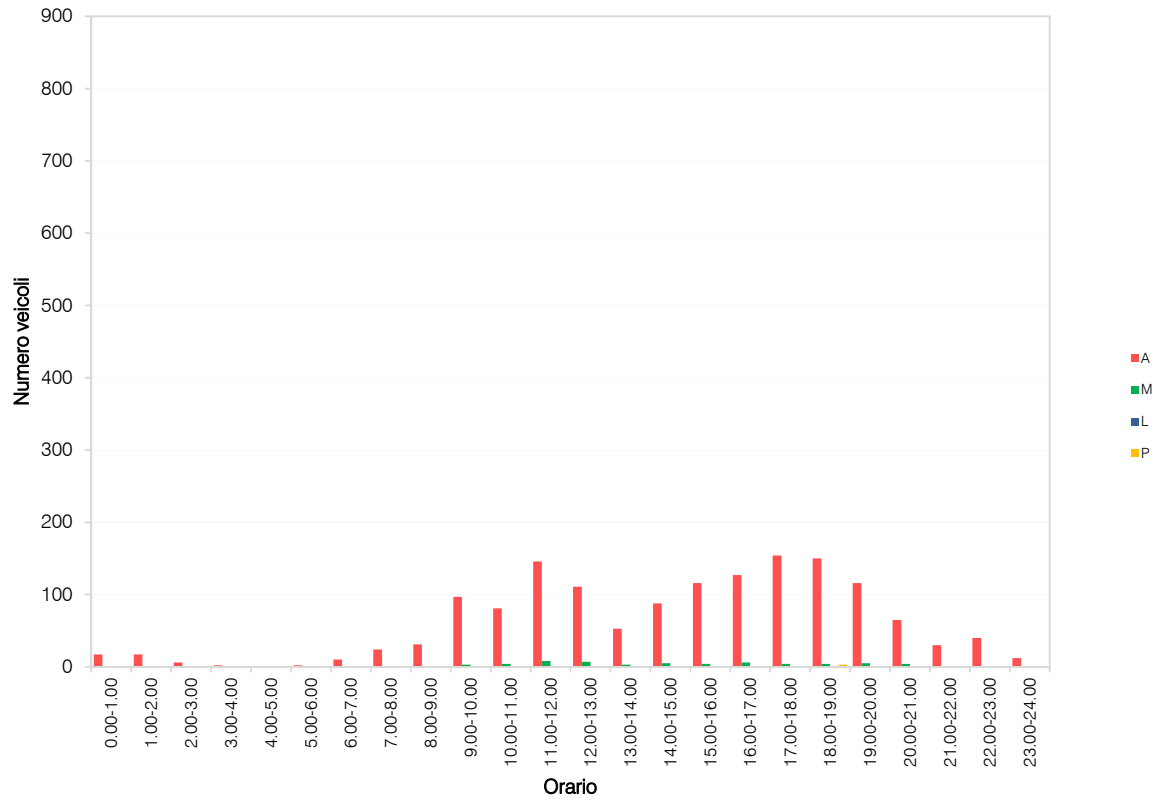
VOLUME DI TRAFFICO INTERVALLO TEMPORALE 60 min

domenica 22 gennaio 2017

	<i>A</i>	<i>M</i>	<i>L</i>	<i>P</i>	<i>veicoli totali</i>	<i>veicoli equivalenti orari</i>
0.00-1.00	17	0	0	0	17	17
1.00-2.00	17	0	0	0	17	17
2.00-3.00	6	0	0	0	6	6
3.00-4.00	2	0	0	0	2	2
4.00-5.00	0	0	0	0	0	0
5.00-6.00	2	0	0	0	2	2
6.00-7.00	10	1	0	0	11	11
7.00-8.00	24	0	0	1	25	26
8.00-9.00	31	1	1	0	33	33
9.00-10.00	97	3	0	0	100	99
10.00-11.00	81	4	0	0	85	83
11.00-12.00	146	8	1	0	155	152
12.00-13.00	111	7	0	0	118	115
13.00-14.00	53	3	1	0	57	56
14.00-15.00	88	5	0	0	93	91
15.00-16.00	116	4	0	0	120	118
16.00-17.00	127	6	0	0	133	130
17.00-18.00	154	4	0	1	159	158
18.00-19.00	150	4	1	3	158	160
19.00-20.00	116	5	0	1	122	121
20.00-21.00	65	4	0	0	69	67
21.00-22.00	30	1	0	0	31	31
22.00-23.00	40	0	0	0	40	40
23.00-24.00	12	1	0	0	13	13
					TOT	1.566
						1.548

ELABORAZIONI GRAFICHE

domenica 22 gennaio 2017



RILIEVI AUTOMATICI: RADAR 14

DATI GENERALI

Viale Brigata Battisti, dir. nord

Giorni di rilievo

4 giorni compresi tra giovedì 19 gennaio e domenica 22 gennaio



VOLUME DI TRAFFICO INTERVALLO TEMPORALE 15 min

giovedì 19 gennaio 2017

	A	M	L	P	veicoli totali	Veic. eq.
0:00	8	0	0	0	8	8
0:15	1	0	0	0	1	1
0:30	5	0	0	0	5	5
0:45	1	0	0	0	1	1
1:00	4	0	0	0	4	4
1:15	2	0	0	0	2	2
1:30	1	0	0	0	1	1
1:45	0	0	0	0	0	0
2:00	0	0	0	0	0	0
2:15	0	0	0	0	0	0
2:30	0	0	0	0	0	0
2:45	1	0	0	0	1	1
3:00	0	0	0	0	0	0
3:15	2	0	0	0	2	2
3:30	0	0	0	0	0	0
3:45	1	0	0	0	1	1
4:00	1	0	0	0	1	1
4:15	0	0	0	0	0	0
4:30	1	0	0	0	1	1
4:45	3	0	0	0	3	3
5:00	0	0	0	0	0	0
5:15	1	0	1	0	2	3
5:30	5	1	0	0	6	6
5:45	2	1	0	0	3	3
6:00	4	0	0	3	7	10
6:15	3	0	0	0	3	3
6:30	13	0	0	1	14	15
6:45	21	0	0	3	24	27
7:00	25	0	0	6	31	37
7:15	35	1	0	5	41	46
7:30	106	4	3	0	113	113
7:45	158	1	3	0	162	163
8:00	104	1	2	0	107	108
8:15	104	0	1	0	105	106
8:30	64	0	0	0	64	64
8:45	63	0	0	1	64	65
9:00	69	1	1	1	72	73
9:15	49	0	1	1	51	53
9:30	50	1	0	0	51	51
9:45	64	1	0	0	65	65
10:00	44	1	0	2	47	49
10:15	47	1	0	1	49	50
10:30	53	0	2	1	56	58
10:45	61	0	1	0	62	63
11:00	64	0	1	0	65	68
11:15	50	1	0	1	52	53
11:30	49	0	0	0	49	49
11:45	67	0	1	2	70	73
12:00	39	1	1	0	41	41
12:15	66	1	0	4	71	75
12:30	66	3	0	2	71	72
12:45	73	2	1	1	77	78
13:00	60	1	0	1	63	64
13:15	37	3	0	0	40	39
13:30	57	1	1	7	66	73
13:45	59	1	0	0	60	60
14:00	65	2	2	0	69	69
14:15	55	1	1	3	60	63
14:30	52	2	2	0	56	56
14:45	51	1	1	1	54	55
15:00	53	2	2	0	57	57
15:15	41	1	1	0	43	43
15:30	68	2	0	0	70	69
15:45	76	4	1	0	81	80
16:00	68	3	2	1	74	75
16:15	89	3	2	1	95	96
16:30	89	1	3	3	96	100
16:45	68	2	1	0	71	71
17:00	68	1	1	1	71	72
17:15	75	3	1	0	79	78
17:30	77	3	0	0	80	79
17:45	82	2	0	1	85	85
18:00	93	3	0	0	96	95
18:15	92	2	1	0	95	95
18:30	93	2	0	4	99	102
18:45	80	1	0	0	81	81
19:00	56	3	1	0	60	59
19:15	49	1	0	0	50	50
19:30	51	2	0	0	53	52
19:45	62	0	0	0	62	62
20:00	49	0	0	0	49	49
20:15	31	0	0	0	31	31
20:30	39	2	0	0	41	40
20:45	20	0	0	0	20	20
21:00	11	1	0	0	12	12
21:15	8	0	0	0	8	8
21:30	11	0	0	0	11	11
21:45	11	0	0	0	11	11
22:00	15	1	0	0	16	16
22:15	14	0	0	0	14	14
22:30	13	0	0	0	13	13
22:45	9	0	0	0	9	9
23:00	9	0	0	0	9	9
23:15	5	0	0	0	5	5
23:30	4	0	0	0	4	4
23:45	3	0	0	0	3	3

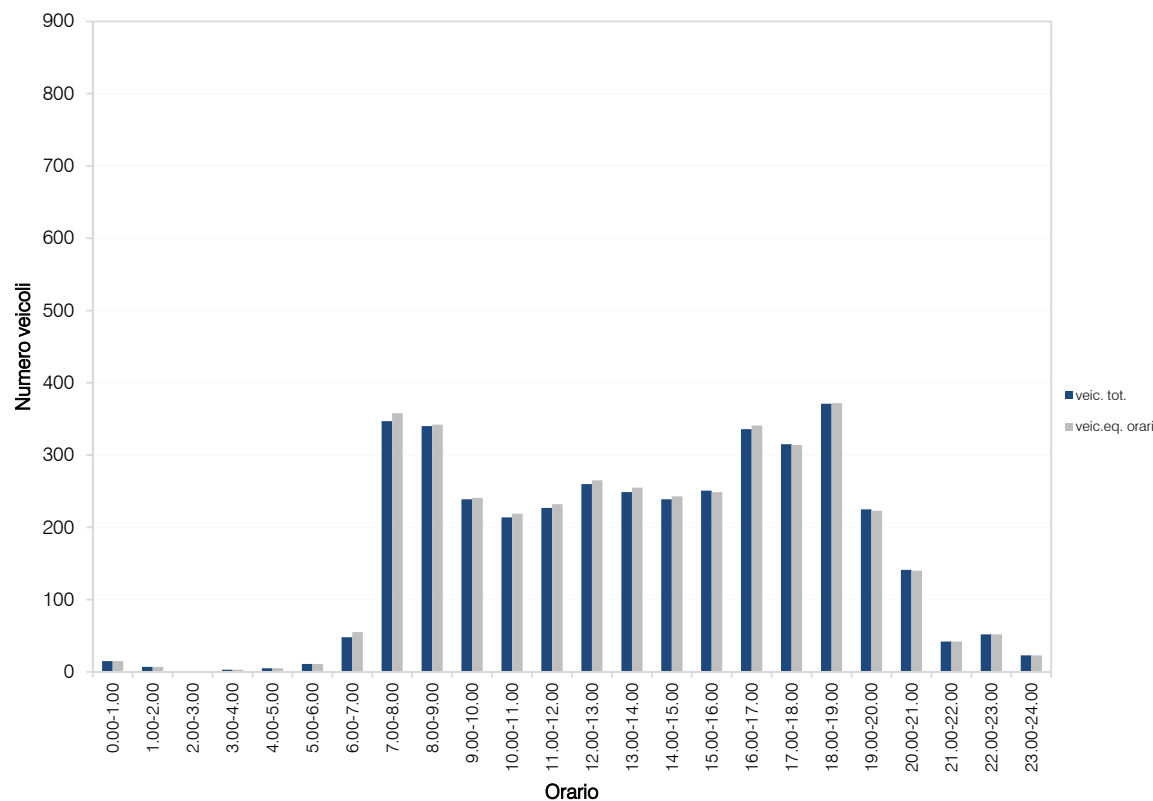
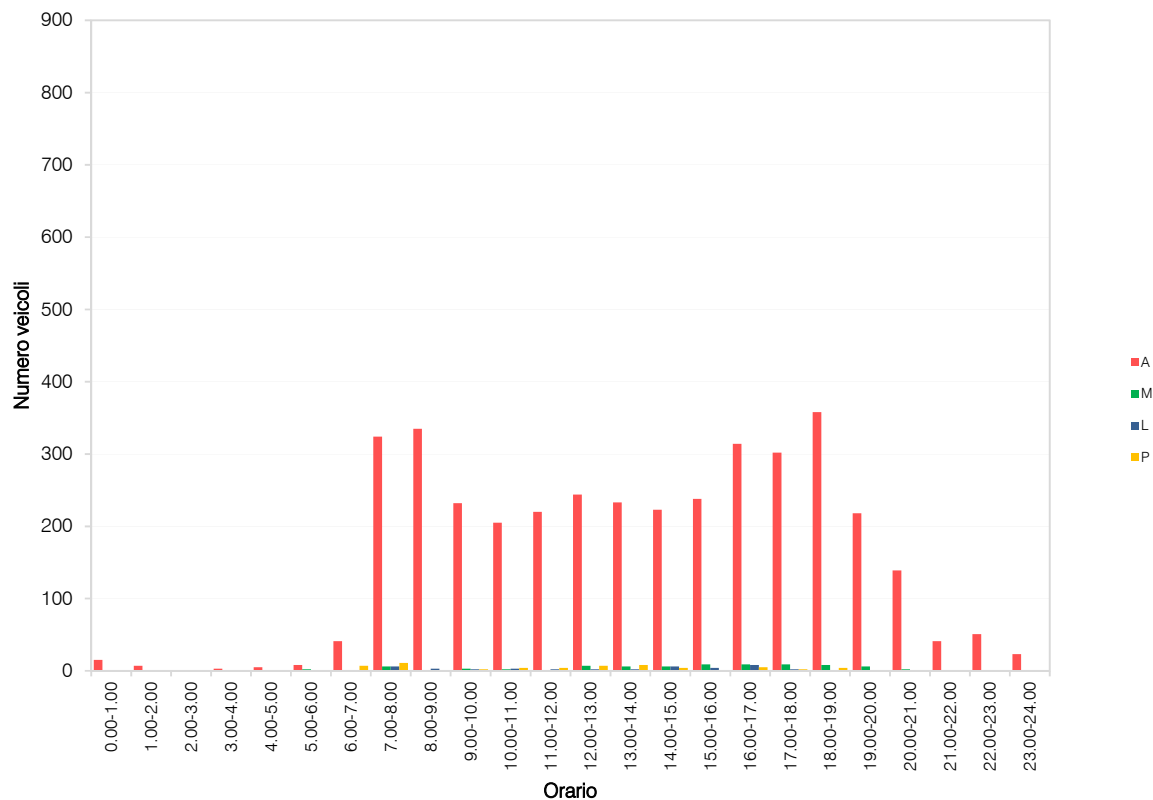
VOLUME DI TRAFFICO INTERVALLO TEMPORALE 60 min

giovedì 19 gennaio 2017

	<i>A</i>	<i>M</i>	<i>L</i>	<i>P</i>	<i>veicoli totali</i>	<i>veicoli equivalenti orari</i>
0.00-1.00	15	0	0	0	15	15
1.00-2.00	7	0	0	0	7	7
2.00-3.00	1	0	0	0	1	1
3.00-4.00	3	0	0	0	3	3
4.00-5.00	5	0	0	0	5	5
5.00-6.00	8	2	1	0	11	11
6.00-7.00	41	0	0	7	48	55
7.00-8.00	324	6	6	11	347	358
8.00-9.00	335	1	3	1	340	342
9.00-10.00	232	3	2	2	239	241
10.00-11.00	205	2	3	4	214	219
11.00-12.00	220	1	2	4	227	232
12.00-13.00	244	7	2	7	260	265
13.00-14.00	233	6	2	8	249	255
14.00-15.00	223	6	6	4	239	243
15.00-16.00	238	9	4	0	251	249
16.00-17.00	314	9	8	5	336	341
17.00-18.00	302	9	2	2	315	314
18.00-19.00	358	8	1	4	371	372
19.00-20.00	218	6	1	0	225	223
20.00-21.00	139	2	0	0	141	140
21.00-22.00	41	1	0	0	42	42
22.00-23.00	51	1	0	0	52	52
23.00-24.00	23	0	0	0	23	23
					TOT	3.961
						4.008

ELABORAZIONI GRAFICHE

giovedì 19 gennaio 2017



VOLUME DI TRAFFICO INTERVALLO TEMPORALE 15 min

venerdì 20 gennaio 2017

	A	M	L	P	veicoli totali	Veic. eq.
0:00	2	0	0	0	2	2
0:15	2	0	0	0	2	2
0:30	1	0	0	0	1	1
0:45	0	0	0	0	0	0
1:00	1	0	0	0	1	1
1:15	0	0	0	0	0	0
1:30	1	0	0	0	1	1
1:45	2	0	0	0	2	2
2:00	5	0	0	0	5	5
2:15	3	0	0	0	3	3
2:30	2	0	0	0	2	2
2:45	0	0	0	0	0	0
3:00	5	0	0	0	5	5
3:15	2	0	0	0	2	2
3:30	2	0	0	0	2	2
3:45	0	0	0	0	0	0
4:00	0	0	0	0	0	0
4:15	0	0	0	0	0	0
4:30	0	0	0	0	0	0
4:45	1	0	0	0	1	1
5:00	0	0	0	0	0	0
5:15	2	1	0	0	3	3
5:30	7	0	0	0	7	7
5:45	4	0	0	0	4	4
6:00	4	0	0	3	9	12
6:15	3	0	0	0	3	3
6:30	11	0	0	1	12	13
6:45	12	0	0	3	15	18
7:00	22	1	0	5	28	33
7:15	42	2	1	5	50	55
7:30	80	2	0	1	83	83
7:45	151	5	1	2	159	159
8:00	108	8	1	0	117	114
8:15	73	2	0	0	75	74
8:30	50	1	0	0	51	51
8:45	66	1	0	0	68	68
9:00	58	0	2	1	61	63
9:15	39	1	0	1	41	42
9:30	49	1	1	1	52	53
9:45	47	1	1	0	49	49
10:00	62	1	0	1	64	65
10:15	65	1	1	0	67	67
10:30	52	2	1	1	55	55
10:45	76	2	1	1	79	79
11:00	68	1	1	0	71	72
11:15	59	1	0	0	60	60
11:30	57	1	0	0	58	58
11:45	75	1	0	0	76	76
12:00	69	2	1	0	72	72
12:15	73	1	0	5	79	84
12:30	76	3	0	2	81	82
12:45	101	2	1	1	105	106
13:00	74	3	1	1	79	79
13:15	73	3	1	0	77	76
13:30	50	0	0	7	57	64
13:45	61	0	3	0	64	66
14:00	44	3	1	0	48	47
14:15	72	0	0	3	75	78
14:30	45	2	0	0	47	46
14:45	69	1	0	1	71	72
15:00	69	1	1	0	71	71
15:15	53	2	0	1	56	56
15:30	67	4	1	0	71	69
15:45	72	4	1	1	78	78
16:00	74	3	0	0	79	78
16:15	92	3	3	1	99	100
16:30	68	1	0	4	73	77
16:45	88	2	1	0	91	91
17:00	74	2	1	0	77	77
17:15	67	2	1	0	70	70
17:30	77	2	0	0	79	78
17:45	103	4	1	1	109	109
18:00	86	1	1	0	88	88
18:15	84	1	0	0	85	85
18:30	78	2	0	3	83	85
18:45	85	2	0	0	87	86
19:00	71	1	1	0	73	73
19:15	56	1	0	0	57	57
19:30	83	1	1	0	85	85
19:45	50	1	0	0	51	51
20:00	30	0	0	0	30	30
20:15	40	0	0	0	40	40
20:30	31	0	0	0	31	31
20:45	33	0	0	0	33	33
21:00	23	0	0	0	23	23
21:15	16	0	0	0	16	16
21:30	15	0	0	0	15	15
21:45	8	0	0	0	8	8
22:00	22	0	0	0	22	22
22:15	13	0	0	0	13	13
22:30	5	0	0	0	5	5
22:45	9	0	0	0	9	9
23:00	8	0	0	0	8	8
23:15	5	0	0	0	5	5
23:30	11	0	0	0	11	11
23:45	5	0	0	0	5	5

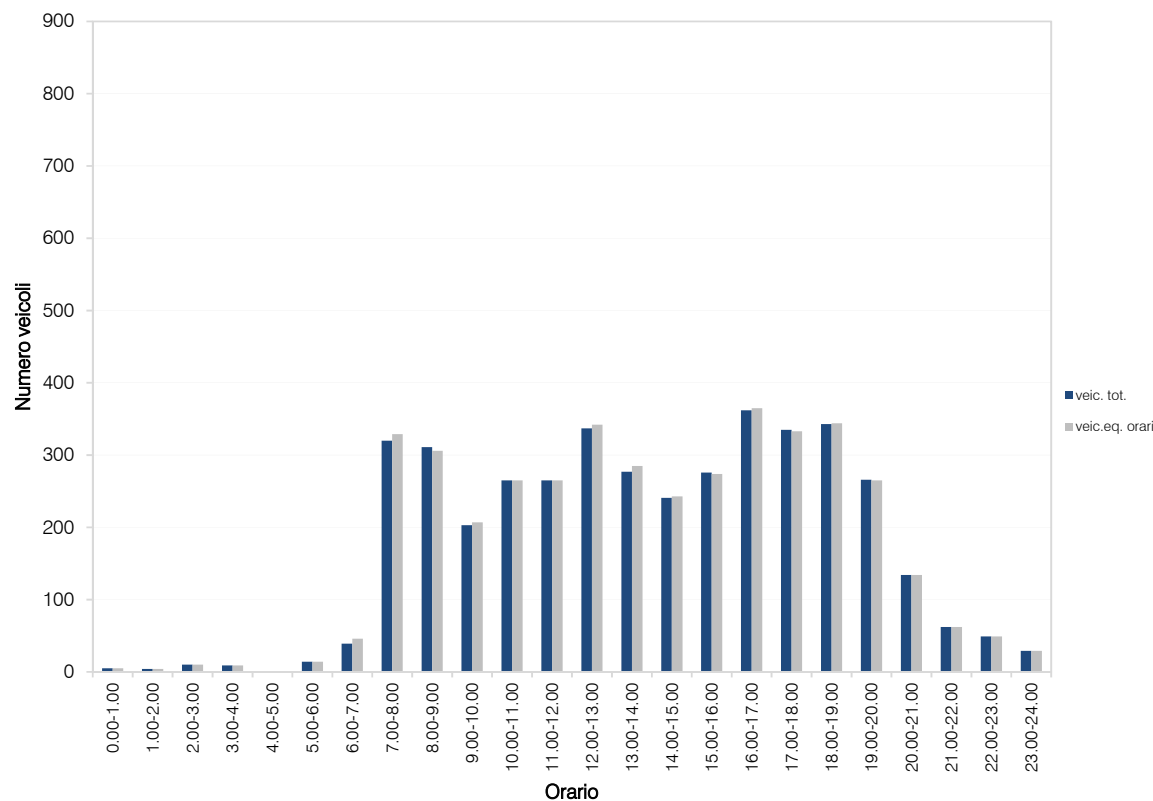
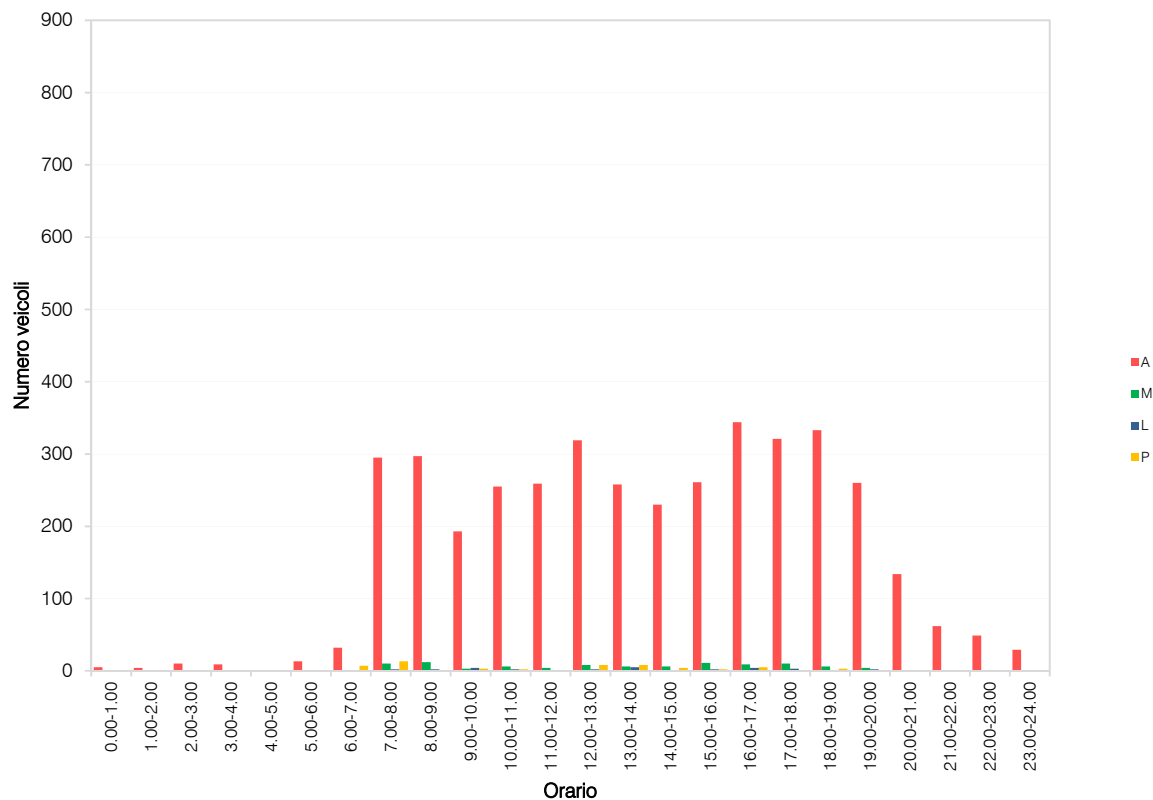
VOLUME DI TRAFFICO INTERVALLO TEMPORALE 60 min

venerdì 20 gennaio 2017

	<i>A</i>	<i>M</i>	<i>L</i>	<i>P</i>	<i>veicoli totali</i>	<i>veicoli equivalenti orari</i>
0.00-1.00	5	0	0	0	5	5
1.00-2.00	4	0	0	0	4	4
2.00-3.00	10	0	0	0	10	10
3.00-4.00	9	0	0	0	9	9
4.00-5.00	1	0	0	0	1	1
5.00-6.00	13	1	0	0	14	14
6.00-7.00	32	0	0	7	39	46
7.00-8.00	295	10	2	13	320	329
8.00-9.00	297	12	2	0	311	306
9.00-10.00	193	3	4	3	203	207
10.00-11.00	255	6	2	2	265	265
11.00-12.00	259	4	1	1	265	265
12.00-13.00	319	8	2	8	337	342
13.00-14.00	258	6	5	8	277	285
14.00-15.00	230	6	1	4	241	243
15.00-16.00	261	11	2	2	276	274
16.00-17.00	344	9	4	5	362	365
17.00-18.00	321	10	3	1	335	333
18.00-19.00	333	6	1	3	343	344
19.00-20.00	260	4	2	0	266	265
20.00-21.00	134	0	0	0	134	134
21.00-22.00	62	0	0	0	62	62
22.00-23.00	49	0	0	0	49	49
23.00-24.00	29	0	0	0	29	29
					TOT	4.157
						4.186

ELABORAZIONI GRAFICHE

venerdì 20 gennaio 2017



VOLUME DI TRAFFICO INTERVALLO TEMPORALE 15 min

sabato 21 gennaio 2017

	A	M	L	P	veicoli totali	Veic. eq.
0:00	3	0	0	0	3	3
0:15	9	1	0	0	10	10
0:30	5	0	0	0	5	5
0:45	4	0	0	0	4	4
1:00	5	0	0	0	5	5
1:15	3	0	0	0	3	3
1:30	2	0	0	0	2	2
1:45	4	0	0	0	4	4
2:00	2	0	0	0	2	2
2:15	1	0	0	0	1	1
2:30	0	0	0	0	0	0
2:45	2	0	0	0	2	2
3:00	1	0	0	0	1	1
3:15	0	0	0	0	0	0
3:30	0	0	0	0	0	0
3:45	1	0	0	0	1	1
4:00	1	0	0	0	1	1
4:15	0	0	0	0	0	0
4:30	6	0	0	0	6	6
4:45	1	0	0	0	1	1
5:00	0	0	0	0	0	0
5:15	0	0	0	0	0	0
5:30	3	0	0	0	3	3
5:45	2	0	0	0	2	2
6:00	5	0	0	3	8	11
6:15	4	0	0	0	4	4
6:30	7	0	0	1	8	9
6:45	8	0	0	3	11	14
7:00	10	0	0	5	15	20
7:15	18	1	0	5	24	29
7:30	70	3	1	1	75	75
7:45	114	9	1	1	125	122
8:00	46	1	0	0	47	47
8:15	25	0	0	0	25	25
8:30	27	0	0	0	27	27
8:45	23	1	0	0	24	24
9:00	37	3	0	1	41	41
9:15	41	1	1	1	44	45
9:30	35	0	0	0	35	35
9:45	41	2	0	0	43	42
10:00	57	2	0	0	59	58
10:15	46	1	0	0	47	47
10:30	53	4	1	1	59	59
10:45	53	1	1	0	55	55
11:00	65	1	1	0	68	69
11:15	70	0	1	0	71	72
11:30	71	4	0	0	75	73
11:45	80	5	0	0	85	83
12:00	65	5	1	0	71	69
12:15	63	1	1	4	69	73
12:30	73	6	0	2	81	80
12:45	86	4	1	1	92	92
13:00	72	3	0	1	76	76
13:15	41	0	0	0	41	41
13:30	31	2	1	7	41	48
13:45	43	0	0	0	43	43
14:00	27	2	0	0	29	28
14:15	37	1	0	3	41	44
14:30	40	2	1	0	43	43
14:45	51	2	0	1	54	54
15:00	46	2	0	0	48	47
15:15	38	2	0	0	40	39
15:30	60	1	0	0	61	61
15:45	46	2	0	0	48	47
16:00	58	2	1	0	61	61
16:15	49	2	0	1	52	52
16:30	54	3	0	3	60	62
16:45	55	7	0	0	62	59
17:00	51	4	1	0	56	55
17:15	79	3	0	0	82	81
17:30	66	6	0	0	72	69
17:45	64	3	0	1	68	68
18:00	68	3	0	0	70	69
18:15	64	3	0	0	67	66
18:30	73	2	1	3	79	82
18:45	55	1	0	0	56	56
19:00	34	4	0	0	38	36
19:15	63	1	0	0	64	64
19:30	51	2	0	0	53	52
19:45	38	0	0	0	38	38
20:00	30	0	0	0	30	30
20:15	23	0	0	0	23	23
20:30	24	0	0	0	24	24
20:45	16	2	0	0	18	17
21:00	19	1	0	0	20	20
21:15	10	0	0	0	10	10
21:30	17	0	0	0	17	17
21:45	21	0	0	0	21	21
22:00	15	1	0	0	16	16
22:15	14	0	0	0	14	14
22:30	9	0	0	0	9	9
22:45	7	1	0	0	8	8
23:00	12	0	0	0	12	12
23:15	10	0	0	0	10	10
23:30	12	0	0	0	12	12
23:45	13	0	0	0	13	13

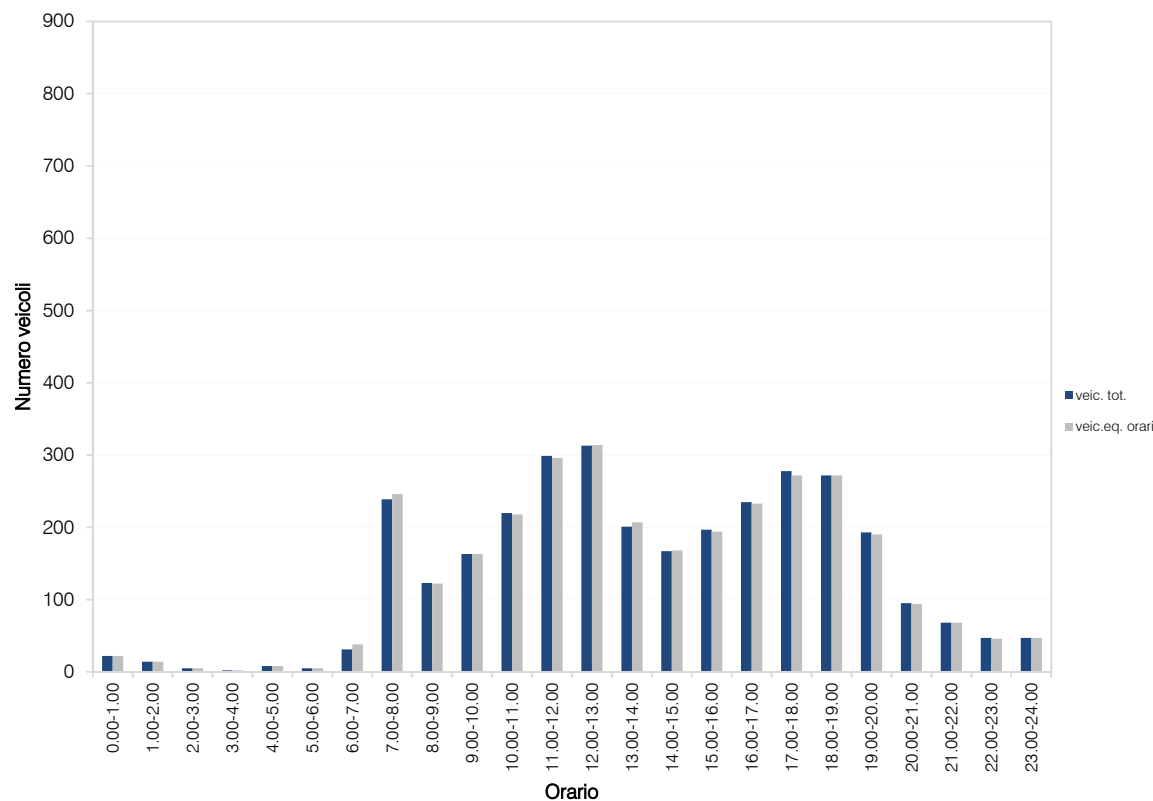
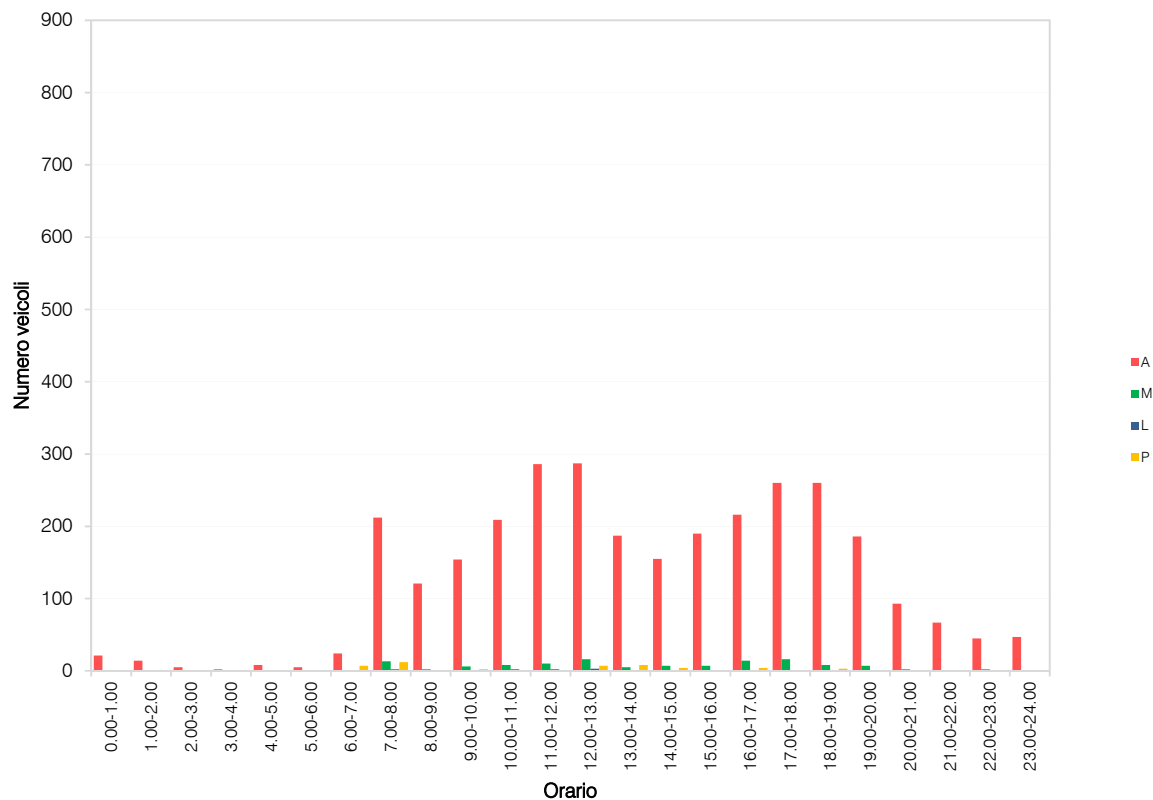
VOLUME DI TRAFFICO INTERVALLO TEMPORALE 60 min

sabato 21 gennaio 2017

	<i>A</i>	<i>M</i>	<i>L</i>	<i>P</i>	<i>veicoli totali</i>	<i>veicoli equivalenti orari</i>
0.00-1.00	21	1	0	0	22	22
1.00-2.00	14	0	0	0	14	14
2.00-3.00	5	0	0	0	5	5
3.00-4.00	2	0	0	0	2	2
4.00-5.00	8	0	0	0	8	8
5.00-6.00	5	0	0	0	5	5
6.00-7.00	24	0	0	7	31	38
7.00-8.00	212	13	2	12	239	246
8.00-9.00	121	2	0	0	123	122
9.00-10.00	154	6	1	2	163	163
10.00-11.00	209	8	2	1	220	218
11.00-12.00	286	10	2	1	299	296
12.00-13.00	287	16	3	7	313	314
13.00-14.00	187	5	1	8	201	207
14.00-15.00	155	7	1	4	167	168
15.00-16.00	190	7	0	0	197	194
16.00-17.00	216	14	1	4	235	233
17.00-18.00	260	16	1	1	278	272
18.00-19.00	260	8	1	3	272	272
19.00-20.00	186	7	0	0	193	190
20.00-21.00	93	2	0	0	95	94
21.00-22.00	67	1	0	0	68	68
22.00-23.00	45	2	0	0	47	46
23.00-24.00	47	0	0	0	47	47
					TOT	3.244
						3.244

ELABORAZIONI GRAFICHE

sabato 21 gennaio 2017



VOLUME DI TRAFFICO INTERVALLO TEMPORALE 15 min

domenica 22 gennaio 2017

	A	M	L	P	veicoli totali	Veic. eq.
0:00	7	0	0	0	7	7
0:15	10	0	0	0	10	10
0:30	6	0	0	0	6	6
0:45	1	0	0	0	1	1
1:00	4	0	0	0	4	4
1:15	9	0	0	0	9	9
1:30	5	0	0	0	5	5
1:45	3	0	0	0	3	3
2:00	7	0	0	0	7	7
2:15	3	0	0	0	3	3
2:30	2	0	0	0	2	2
2:45	5	0	0	0	5	5
3:00	1	0	0	0	1	1
3:15	3	0	0	0	3	3
3:30	2	0	0	0	2	2
3:45	0	0	0	0	0	0
4:00	3	0	0	0	3	3
4:15	1	0	0	0	1	1
4:30	1	0	0	0	1	1
4:45	0	0	0	0	0	0
5:00	1	0	0	0	1	1
5:15	2	0	0	0	2	2
5:30	3	0	0	0	3	3
5:45	2	0	0	0	2	2
6:00	0	0	0	0	0	0
6:15	1	1	0	0	2	2
6:30	1	0	0	0	1	1
6:45	3	0	0	0	3	3
7:00	4	0	0	0	4	4
7:15	5	0	0	0	5	5
7:30	8	0	0	0	8	8
7:45	7	0	0	0	7	7
8:00	6	1	0	0	7	7
8:15	16	0	0	0	16	16
8:30	9	0	0	0	9	9
8:45	10	0	0	0	10	10
9:00	19	0	0	0	19	19
9:15	29	0	0	0	29	29
9:30	18	1	0	0	19	19
9:45	35	3	0	0	38	37
10:00	40	3	0	0	43	42
10:15	40	1	0	0	41	41
10:30	26	1	0	0	27	27
10:45	32	1	0	0	33	33
11:00	28	2	0	0	30	29
11:15	57	2	0	0	59	58
11:30	40	1	0	0	41	41
11:45	45	2	0	0	47	46
12:00	43	1	0	0	44	44
12:15	58	1	0	0	59	59
12:30	32	4	0	0	36	34
12:45	34	1	0	0	35	35
13:00	15	1	1	0	17	17
13:15	14	0	1	0	14	14
13:30	16	1	0	0	17	17
13:45	24	1	0	0	25	25
14:00	33	1	0	0	34	34
14:15	25	1	0	0	26	26
14:30	33	1	0	0	34	34
14:45	29	1	0	0	30	30
15:00	34	3	0	1	38	38
15:15	47	1	0	0	48	48
15:30	31	3	0	0	34	33
15:45	40	0	0	1	41	42
16:00	53	0	0	0	53	53
16:15	52	2	0	0	54	53
16:30	56	3	0	0	59	58
16:45	54	2	0	0	56	55
17:00	54	2	0	0	56	55
17:15	42	1	0	0	43	43
17:30	53	0	0	0	53	53
17:45	66	2	0	0	68	67
18:00	59	1	0	0	60	60
18:15	55	1	0	0	56	56
18:30	44	1	0	0	45	45
18:45	42	1	0	0	43	43
19:00	36	3	0	0	39	38
19:15	34	3	0	1	38	38
19:30	39	0	0	1	40	41
19:45	38	0	0	1	39	40
20:00	23	1	0	0	24	24
20:15	19	1	0	0	20	20
20:30	21	1	0	0	22	22
20:45	23	2	0	0	25	24
21:00	18	1	0	0	19	19
21:15	7	0	0	0	7	7
21:30	14	0	0	0	14	14
21:45	15	0	0	0	15	15
22:00	12	0	0	0	12	12
22:15	9	0	0	0	9	9
22:30	6	0	0	0	6	6
22:45	14	0	0	0	14	14
23:00	3	1	0	0	4	4
23:15	9	0	0	0	9	9
23:30	13	0	0	0	13	13
23:45	8	0	0	0	8	8

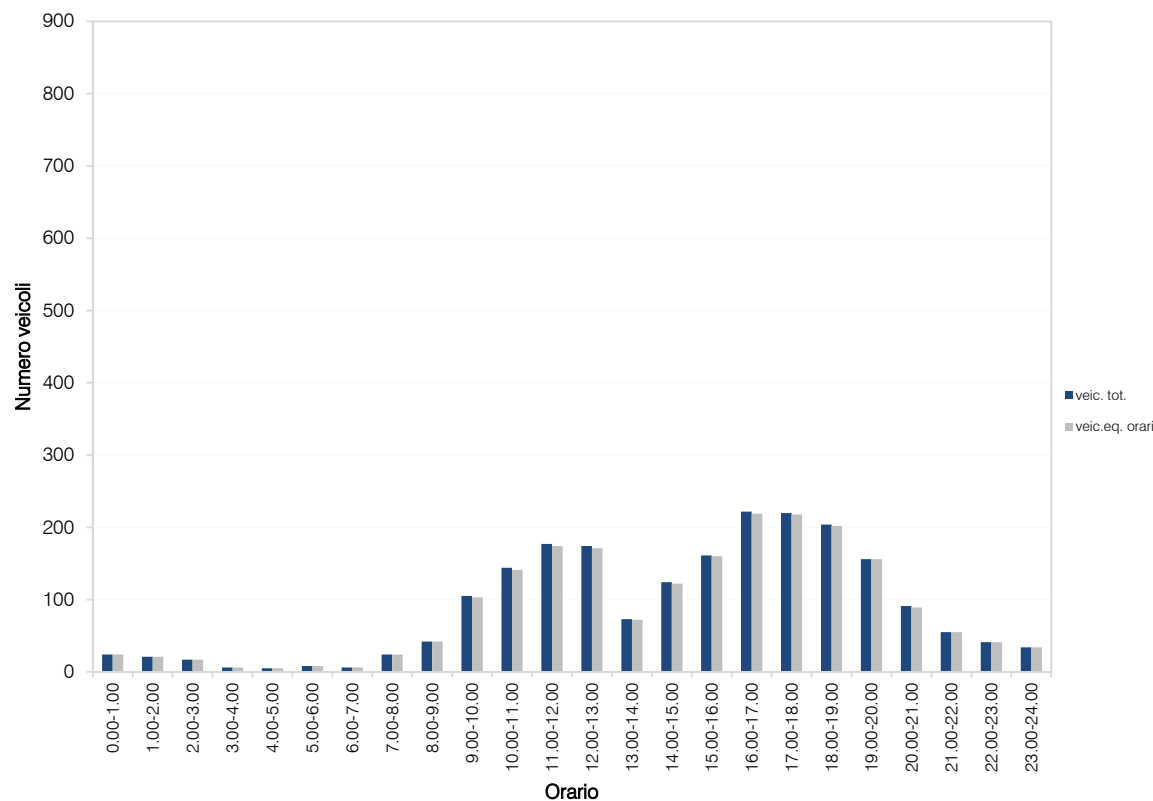
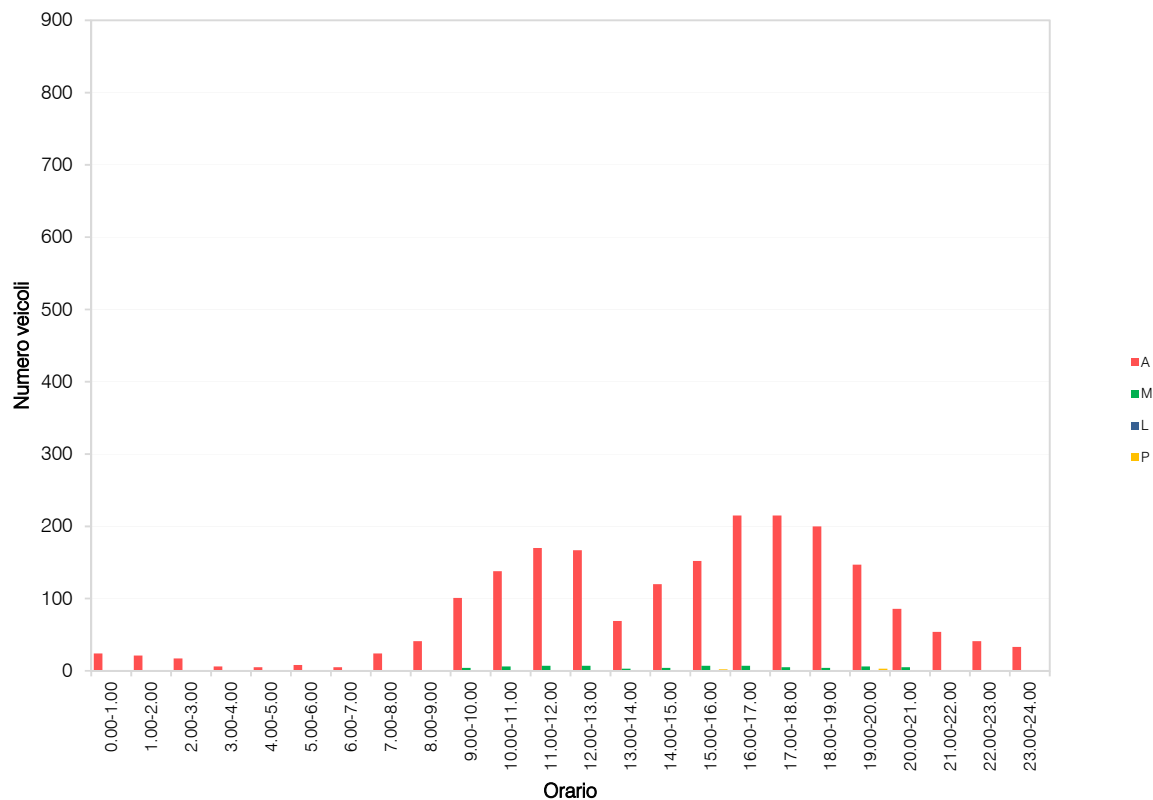
VOLUME DI TRAFFICO INTERVALLO TEMPORALE 60 min

domenica 22 gennaio 2017

	<i>A</i>	<i>M</i>	<i>L</i>	<i>P</i>	<i>veicoli totali</i>	<i>veicoli equivalenti orari</i>
0.00-1.00	24	0	0	0	24	24
1.00-2.00	21	0	0	0	21	21
2.00-3.00	17	0	0	0	17	17
3.00-4.00	6	0	0	0	6	6
4.00-5.00	5	0	0	0	5	5
5.00-6.00	8	0	0	0	8	8
6.00-7.00	5	1	0	0	6	6
7.00-8.00	24	0	0	0	24	24
8.00-9.00	41	1	0	0	42	42
9.00-10.00	101	4	0	0	105	103
10.00-11.00	138	6	0	0	144	141
11.00-12.00	170	7	0	0	177	174
12.00-13.00	167	7	0	0	174	171
13.00-14.00	69	3	1	0	73	72
14.00-15.00	120	4	0	0	124	122
15.00-16.00	152	7	0	2	161	160
16.00-17.00	215	7	0	0	222	219
17.00-18.00	215	5	0	0	220	218
18.00-19.00	200	4	0	0	204	202
19.00-20.00	147	6	0	3	156	156
20.00-21.00	86	5	0	0	91	89
21.00-22.00	54	1	0	0	55	55
22.00-23.00	41	0	0	0	41	41
23.00-24.00	33	1	0	0	34	34
					TOT	2.134
						2.110

ELABORAZIONI GRAFICHE

domenica 22 gennaio 2017



RILIEVI AUTOMATICI: RADAR 15

DATI GENERALI

Via Verdi, dir. est

Giorni di rilievo

4 giorni compresi tra giovedì 19 gennaio e domenica 22 gennaio



VOLUME DI TRAFFICO INTERVALLO TEMPORALE 15 min

giovedì 19 gennaio 2017

	A	M	L	P	veicoli totali	Veic. eq.
0:00	0	0	0	0	0	0
0:15	3	0	0	0	3	3
0:30	1	0	0	0	1	1
0:45	0	0	0	0	0	0
1:00	0	0	0	0	0	0
1:15	1	0	0	0	1	1
1:30	0	0	0	0	0	0
1:45	0	0	0	0	0	0
2:00	0	0	0	0	0	0
2:15	1	0	0	0	1	1
2:30	0	0	0	0	0	0
2:45	1	0	0	0	1	1
3:00	1	0	0	0	1	1
3:15	0	0	0	0	0	0
3:30	0	0	0	0	0	0
3:45	1	0	0	0	1	1
4:00	0	0	0	0	0	0
4:15	0	0	0	0	0	0
4:30	0	0	1	0	1	2
4:45	1	0	0	0	1	1
5:00	0	0	0	0	0	0
5:15	0	0	0	0	0	0
5:30	0	0	0	0	0	0
5:45	0	0	0	0	0	0
6:00	1	0	0	0	1	1
6:15	3	0	0	0	3	3
6:30	1	0	0	0	1	1
6:45	2	0	0	0	2	2
7:00	5	0	1	1	7	9
7:15	22	0	0	0	22	22
7:30	66	3	2	0	71	71
7:45	61	1	1	0	63	63
8:00	86	3	2	0	91	91
8:15	61	0	0	0	61	61
8:30	16	0	1	0	17	18
8:45	39	3	1	0	43	42
9:00	18	0	0	1	19	20
9:15	12	1	0	0	13	13
9:30	13	2	0	0	15	14
9:45	15	1	0	0	16	16
10:00	14	1	0	0	15	15
10:15	13	1	0	0	14	14
10:30	12	2	1	0	14	14
10:45	16	2	1	0	19	19
11:00	20	0	0	0	20	20
11:15	15	1	0	0	16	16
11:30	15	1	1	0	17	17
11:45	22	0	0	0	22	22
12:00	22	1	0	0	23	23
12:15	19	0	0	0	19	19
12:30	27	1	1	0	29	29
12:45	49	1	0	0	50	50
13:00	24	1	0	0	25	25
13:15	22	1	0	0	23	23
13:30	30	0	0	0	31	31
13:45	34	1	0	0	35	35
14:00	30	3	0	0	33	32
14:15	36	2	0	0	38	37
14:30	11	2	0	0	13	12
14:45	18	1	0	0	19	19
15:00	11	1	2	0	14	15
15:15	12	1	1	0	14	14
15:30	20	0	0	0	20	20
15:45	21	1	0	0	22	22
16:00	25	1	0	0	26	26
16:15	52	0	0	0	52	52
16:30	18	0	0	0	18	18
16:45	11	0	0	0	11	11
17:00	14	1	0	0	15	15
17:15	29	1	0	0	30	30
17:30	29	1	0	0	30	30
17:45	24	1	1	0	26	26
18:00	24	0	0	0	24	24
18:15	26	0	0	0	26	26
18:30	26	1	0	0	27	27
18:45	20	1	0	0	21	21
19:00	22	2	0	0	24	23
19:15	20	2	0	0	22	21
19:30	13	1	0	0	14	14
19:45	12	1	0	0	13	13
20:00	10	1	0	0	11	11
20:15	13	0	0	0	13	13
20:30	11	1	0	0	12	12
20:45	11	1	0	0	12	12
21:00	3	0	0	0	3	3
21:15	5	0	0	0	5	5
21:30	13	1	0	0	14	14
21:45	7	1	0	0	8	8
22:00	6	0	0	0	6	6
22:15	5	0	0	0	5	5
22:30	2	0	0	0	2	2
22:45	4	0	0	0	4	4
23:00	3	0	0	0	3	3
23:15	3	0	0	0	3	3
23:30	3	0	0	0	3	3
23:45	1	0	0	0	1	1

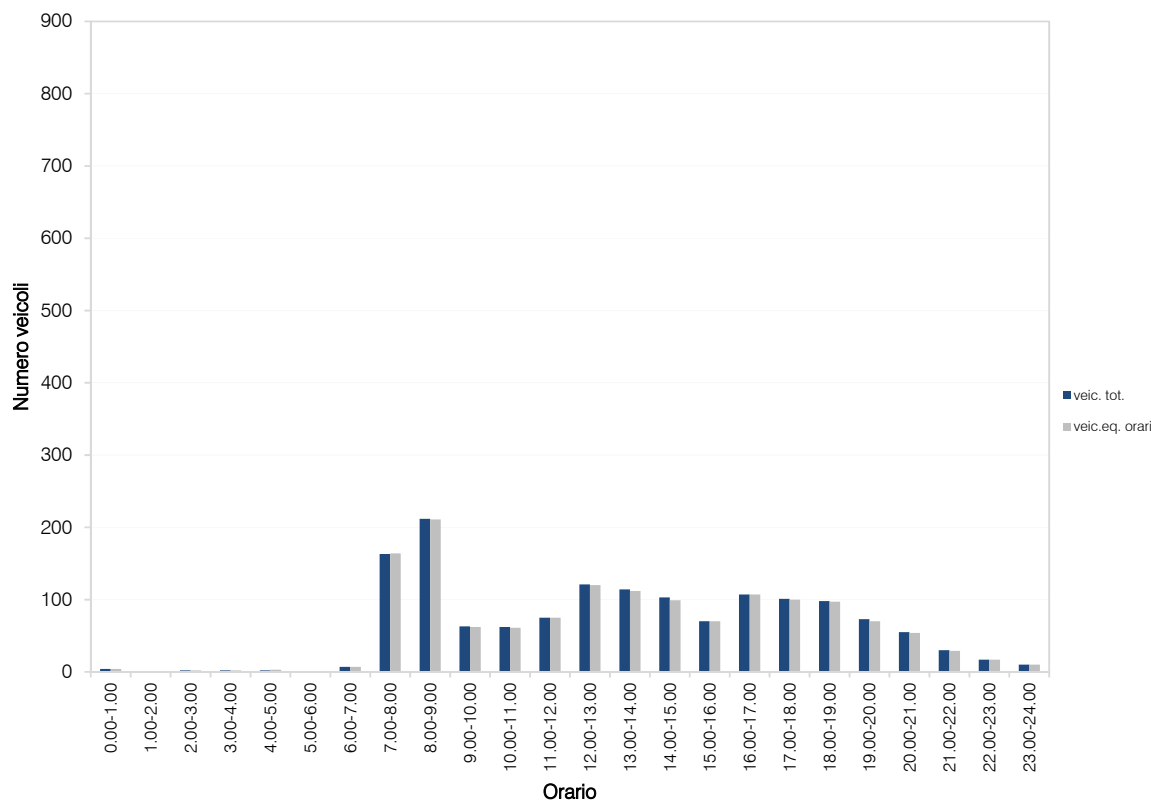
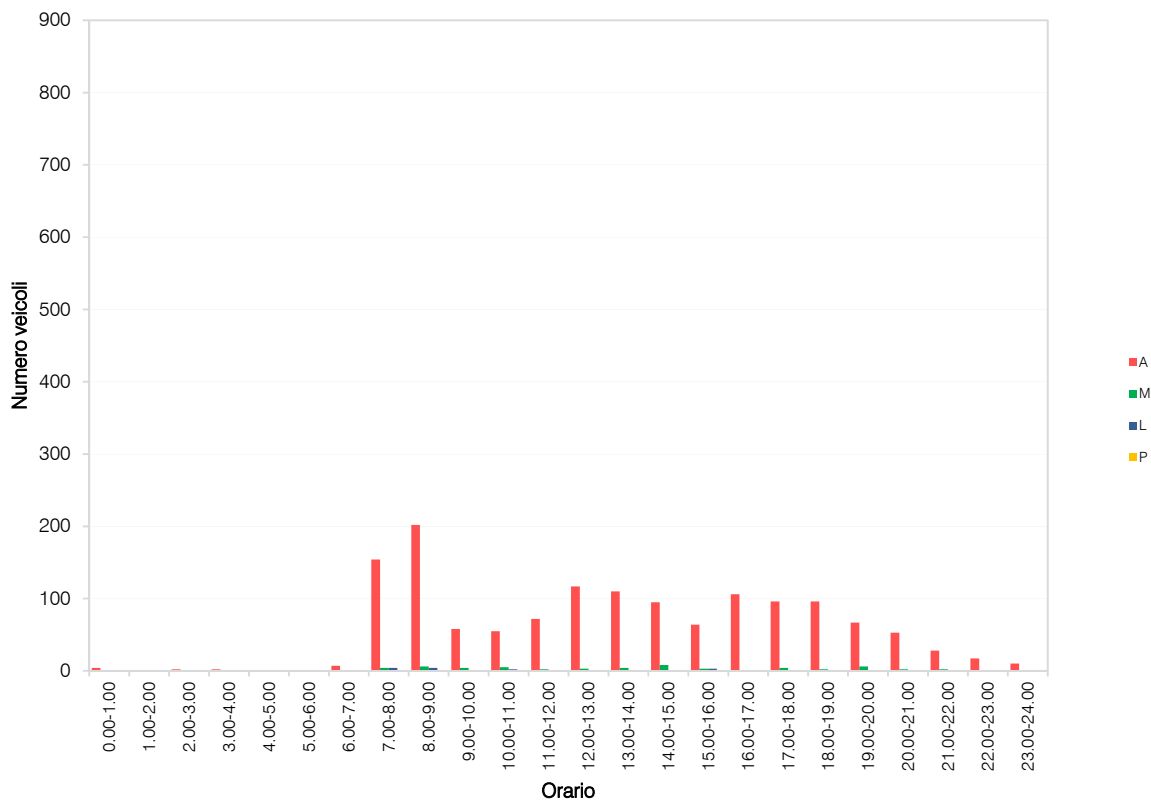
VOLUME DI TRAFFICO INTERVALLO TEMPORALE 60 min

giovedì 19 gennaio 2017

	<i>A</i>	<i>M</i>	<i>L</i>	<i>P</i>	<i>veicoli totali</i>	<i>veicoli equivalenti orari</i>
0.00-1.00	4	0	0	0	4	4
1.00-2.00	1	0	0	0	1	1
2.00-3.00	2	0	0	0	2	2
3.00-4.00	2	0	0	0	2	2
4.00-5.00	1	0	1	0	2	3
5.00-6.00	0	0	0	0	0	0
6.00-7.00	7	0	0	0	7	7
7.00-8.00	154	4	4	1	163	164
8.00-9.00	202	6	4	0	212	211
9.00-10.00	58	4	0	1	63	62
10.00-11.00	55	5	2	0	62	61
11.00-12.00	72	2	1	0	75	75
12.00-13.00	117	3	1	0	121	120
13.00-14.00	110	4	0	0	114	112
14.00-15.00	95	8	0	0	103	99
15.00-16.00	64	3	3	0	70	70
16.00-17.00	106	1	0	0	107	107
17.00-18.00	96	4	1	0	101	100
18.00-19.00	96	2	0	0	98	97
19.00-20.00	67	6	0	0	73	70
20.00-21.00	53	2	0	0	55	54
21.00-22.00	28	2	0	0	30	29
22.00-23.00	17	0	0	0	17	17
23.00-24.00	10	0	0	0	10	10
					TOT	1.492
						1.477

ELABORAZIONI GRAFICHE

giovedì 19 gennaio 2017



VOLUME DI TRAFFICO INTERVALLO TEMPORALE 15 min

venerdì 20 gennaio 2017

	A	M	L	P	veicoli totali	Veic. eq.
0:00	2	0	0	0	2	2
0:15	1	0	0	0	1	1
0:30	2	0	0	0	2	2
0:45	0	0	0	0	0	0
1:00	0	0	0	0	0	0
1:15	0	0	0	0	0	0
1:30	0	0	0	0	0	0
1:45	2	0	0	0	2	2
2:00	0	0	0	0	0	0
2:15	2	0	0	0	2	2
2:30	1	0	0	0	1	1
2:45	0	0	0	0	0	0
3:00	2	0	0	0	2	2
3:15	0	0	0	0	0	0
3:30	0	0	0	0	0	0
3:45	0	0	0	0	0	0
4:00	0	0	0	0	0	0
4:15	1	1	0	0	2	2
4:30	0	0	0	0	0	0
4:45	0	0	0	0	0	0
5:00	0	0	0	0	0	0
5:15	0	0	0	0	0	0
5:30	0	0	0	0	0	0
5:45	0	0	0	0	0	0
6:00	0	0	0	0	0	0
6:15	1	0	0	0	1	1
6:30	3	0	0	0	3	3
6:45	1	0	0	0	1	1
7:00	5	0	0	0	5	5
7:15	17	1	0	0	18	18
7:30	66	1	1	0	68	68
7:45	132	3	0	0	135	134
8:00	33	2	0	0	35	34
8:15	19	1	0	0	20	20
8:30	14	1	0	0	15	15
8:45	33	1	1	0	35	35
9:00	12	0	0	0	12	12
9:15	14	1	0	0	15	15
9:30	15	0	0	0	15	15
9:45	15	1	0	0	16	16
10:00	10	0	0	0	10	10
10:15	20	0	0	0	20	20
10:30	22	0	0	0	22	22
10:45	19	1	0	0	19	19
11:00	17	1	0	0	18	18
11:15	12	0	1	0	13	14
11:30	23	2	0	0	25	24
11:45	36	1	0	0	37	37
12:00	39	1	0	0	40	40
12:15	36	2	0	0	38	37
12:30	40	2	2	0	44	44
12:45	49	1	1	0	51	51
13:00	31	2	0	0	33	32
13:15	32	0	0	0	32	34
13:30	11	1	0	0	12	13
13:45	14	2	0	0	16	15
14:00	24	3	0	0	27	26
14:15	37	1	0	0	38	38
14:30	12	1	0	0	13	13
14:45	11	0	0	0	11	11
15:00	27	1	1	0	29	29
15:15	17	0	0	0	17	17
15:30	14	1	0	0	15	16
15:45	34	1	0	0	35	35
16:00	37	2	1	0	40	40
16:15	45	1	0	0	46	46
16:30	28	1	0	0	29	29
16:45	23	2	0	0	25	24
17:00	26	1	0	0	27	27
17:15	15	2	0	0	17	16
17:30	14	1	0	0	15	15
17:45	28	1	0	0	29	29
18:00	24	1	0	0	25	25
18:15	19	1	0	0	20	20
18:30	21	2	0	0	23	22
18:45	26	2	0	0	28	27
19:00	21	0	0	0	21	21
19:15	16	0	0	0	16	16
19:30	19	0	0	0	19	19
19:45	14	0	0	0	14	14
20:00	5	0	0	0	5	5
20:15	7	0	0	0	7	7
20:30	4	0	0	0	4	4
20:45	8	2	0	0	10	9
21:00	6	0	0	0	6	6
21:15	5	0	0	0	5	5
21:30	3	0	0	0	3	3
21:45	3	0	0	0	3	3
22:00	4	0	0	0	4	4
22:15	3	0	0	0	3	3
22:30	2	0	0	0	2	2
22:45	3	0	0	0	3	3
23:00	3	0	0	0	3	3
23:15	2	0	0	0	2	2
23:30	0	0	0	0	0	0
23:45	3	0	0	0	3	3

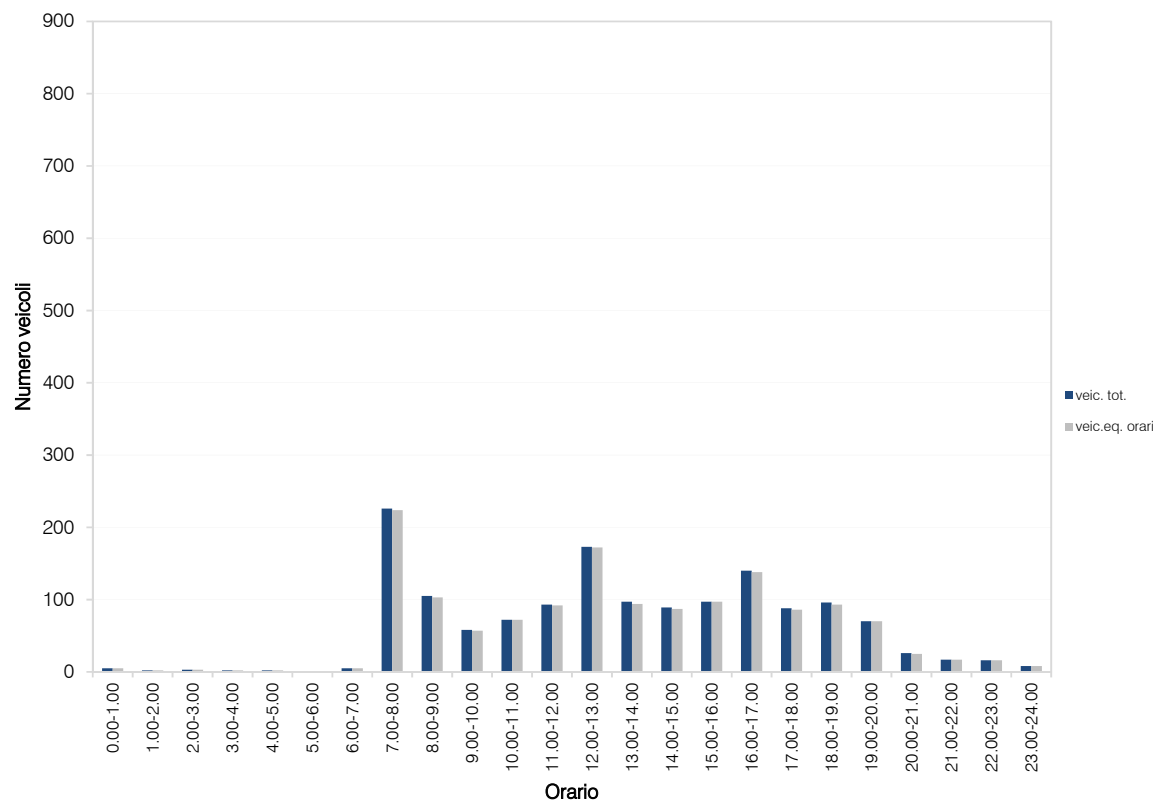
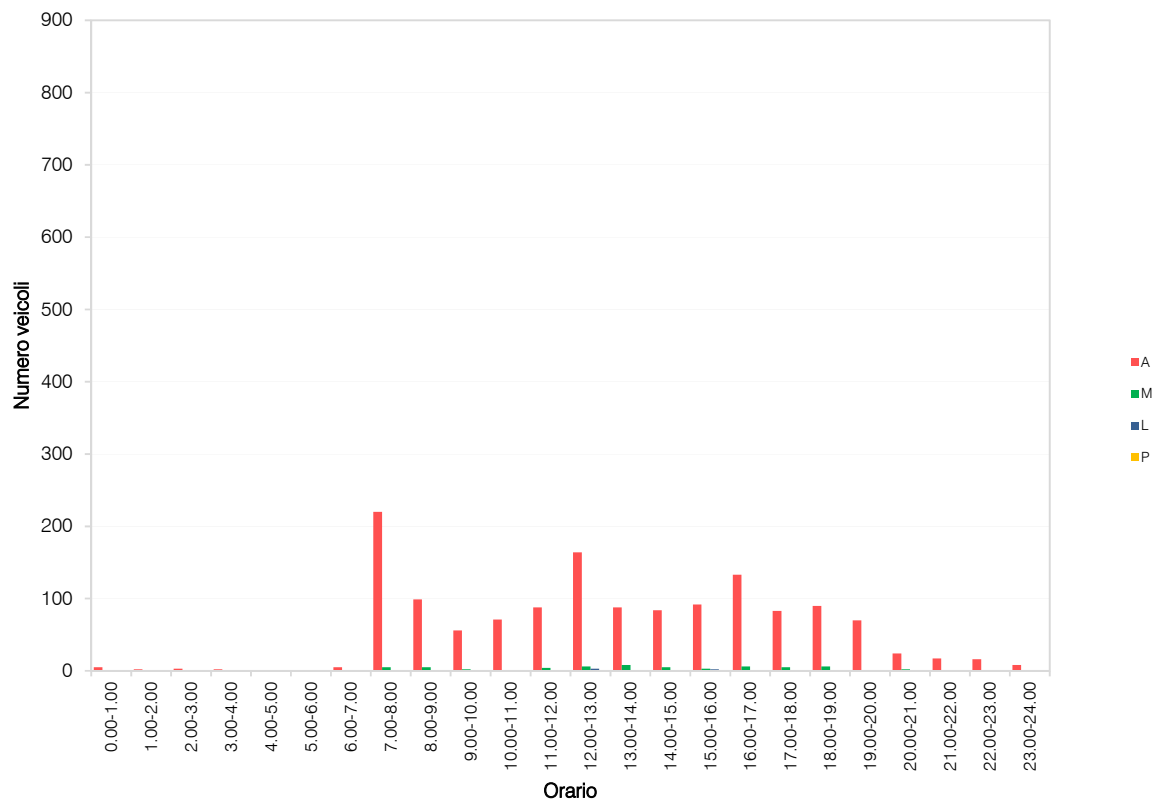
VOLUME DI TRAFFICO INTERVALLO TEMPORALE 60 min

venerdì 20 gennaio 2017

	<i>A</i>	<i>M</i>	<i>L</i>	<i>P</i>	<i>veicoli totali</i>	<i>veicoli equivalenti orari</i>
0.00-1.00	5	0	0	0	5	5
1.00-2.00	2	0	0	0	2	2
2.00-3.00	3	0	0	0	3	3
3.00-4.00	2	0	0	0	2	2
4.00-5.00	1	1	0	0	2	2
5.00-6.00	0	0	0	0	0	0
6.00-7.00	5	0	0	0	5	5
7.00-8.00	220	5	1	0	226	224
8.00-9.00	99	5	1	0	105	103
9.00-10.00	56	2	0	0	58	57
10.00-11.00	71	1	0	0	72	72
11.00-12.00	88	4	1	0	93	92
12.00-13.00	164	6	3	0	173	172
13.00-14.00	88	8	1	0	97	94
14.00-15.00	84	5	0	0	89	87
15.00-16.00	92	3	2	0	97	97
16.00-17.00	133	6	1	0	140	138
17.00-18.00	83	5	0	0	88	86
18.00-19.00	90	6	0	0	96	93
19.00-20.00	70	0	0	0	70	70
20.00-21.00	24	2	0	0	26	25
21.00-22.00	17	0	0	0	17	17
22.00-23.00	16	0	0	0	16	16
23.00-24.00	8	0	0	0	8	8
					TOT	1.490
						1.470

ELABORAZIONI GRAFICHE

venerdì 20 gennaio 2017



VOLUME DI TRAFFICO INTERVALLO TEMPORALE 15 min

sabato 21 gennaio 2017

	A	M	L	P	veicoli totali	Veic. eq.
0:00	1	1	0	0	2	2
0:15	5	0	0	0	5	5
0:30	1	0	0	0	1	1
0:45	3	0	0	0	3	3
1:00	2	0	0	0	2	2
1:15	2	0	0	0	2	2
1:30	5	0	0	0	5	5
1:45	3	0	0	0	3	3
2:00	0	0	0	0	0	0
2:15	0	0	0	0	0	0
2:30	0	0	0	0	0	0
2:45	1	0	0	0	1	1
3:00	1	0	0	0	1	1
3:15	1	0	0	0	1	1
3:30	3	0	0	0	3	3
3:45	0	0	0	0	0	0
4:00	1	0	0	0	1	1
4:15	0	0	0	0	0	0
4:30	2	0	0	0	2	2
4:45	0	0	0	0	0	0
5:00	0	0	0	0	0	0
5:15	0	0	0	0	0	0
5:30	0	0	0	0	0	0
5:45	0	0	0	0	0	0
6:00	0	1	0	0	1	1
6:15	1	0	0	0	1	1
6:30	2	0	0	0	2	2
6:45	2	0	0	0	2	2
7:00	2	0	0	0	2	2
7:15	12	2	0	0	14	13
7:30	70	2	0	0	72	71
7:45	111	4	1	0	116	115
8:00	6	2	1	0	9	9
8:15	8	0	0	0	8	8
8:30	11	0	0	0	11	11
8:45	16	1	0	0	17	17
9:00	7	0	0	0	7	7
9:15	11	1	0	0	12	12
9:30	14	0	0	0	14	14
9:45	11	2	0	0	13	12
10:00	9	0	0	0	9	9
10:15	12	0	1	0	13	14
10:30	14	0	1	0	14	14
10:45	14	0	1	0	15	16
11:00	17	1	0	0	18	18
11:15	21	0	0	0	21	21
11:30	24	1	0	0	25	25
11:45	33	0	0	0	33	33
12:00	32	2	0	0	34	33
12:15	22	2	1	0	25	25
12:30	31	4	2	0	37	36
12:45	51	4	0	0	55	53
13:00	33	0	1	0	34	35
13:15	11	0	1	0	11	11
13:30	10	1	0	0	11	11
13:45	8	1	0	0	9	9
14:00	6	3	0	0	9	8
14:15	10	0	0	0	10	10
14:30	4	1	0	0	5	5
14:45	6	0	0	0	6	6
15:00	12	1	0	0	13	13
15:15	10	2	1	0	13	13
15:30	15	2	0	0	17	16
15:45	18	0	0	0	18	18
16:00	8	0	0	0	8	8
16:15	9	2	0	0	11	10
16:30	13	2	0	0	15	14
16:45	12	1	0	0	13	13
17:00	8	0	0	0	8	8
17:15	11	1	1	0	13	13
17:30	20	1	0	0	21	21
17:45	15	1	0	0	16	16
18:00	17	1	0	0	18	18
18:15	16	0	0	0	16	16
18:30	17	0	0	0	17	17
18:45	11	0	0	0	11	11
19:00	16	0	0	0	16	16
19:15	23	2	0	0	25	24
19:30	12	0	0	0	12	12
19:45	9	0	0	0	9	9
20:00	16	0	0	0	16	16
20:15	13	0	0	0	13	13
20:30	3	0	0	0	3	3
20:45	5	0	0	0	5	5
21:00	5	0	0	0	5	5
21:15	4	0	0	0	4	4
21:30	9	0	0	0	9	9
21:45	5	0	0	0	5	5
22:00	10	0	0	0	10	10
22:15	3	0	0	0	3	3
22:30	8	0	0	0	8	8
22:45	6	0	0	0	6	6
23:00	8	0	0	0	8	8
23:15	4	0	0	0	4	4
23:30	4	0	0	0	4	4
23:45	6	1	0	0	7	7

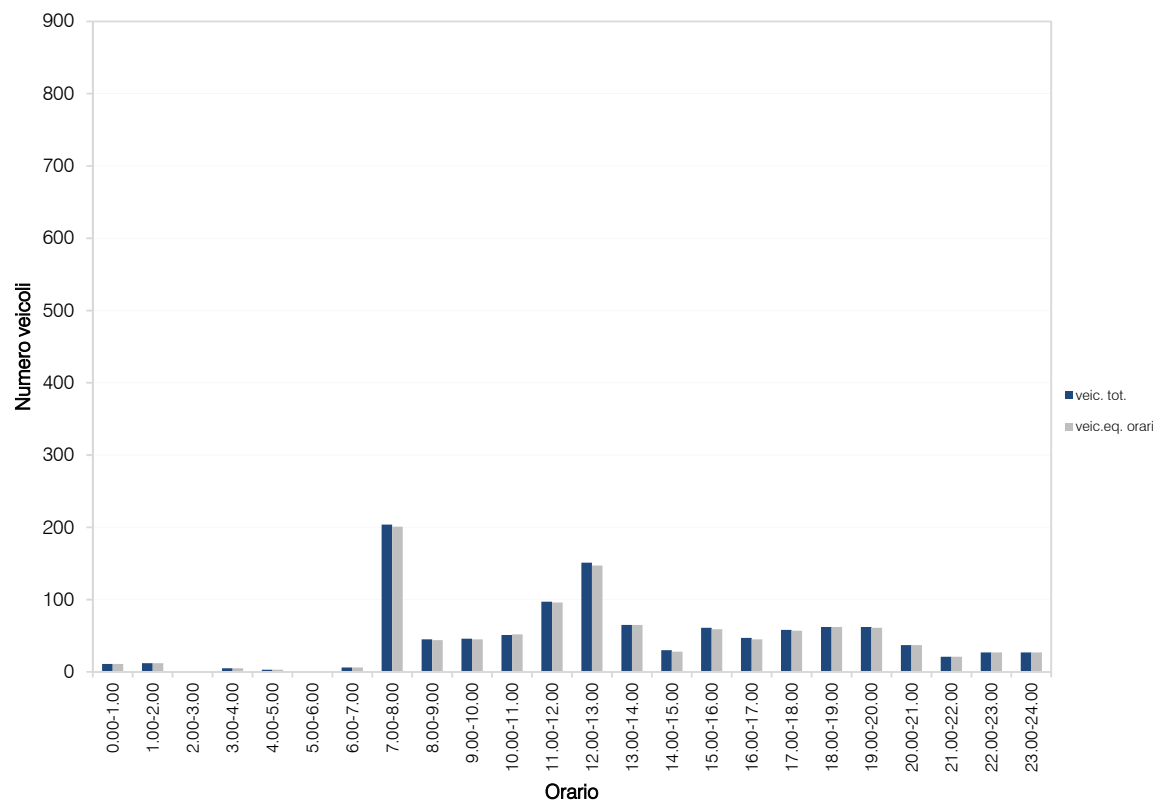
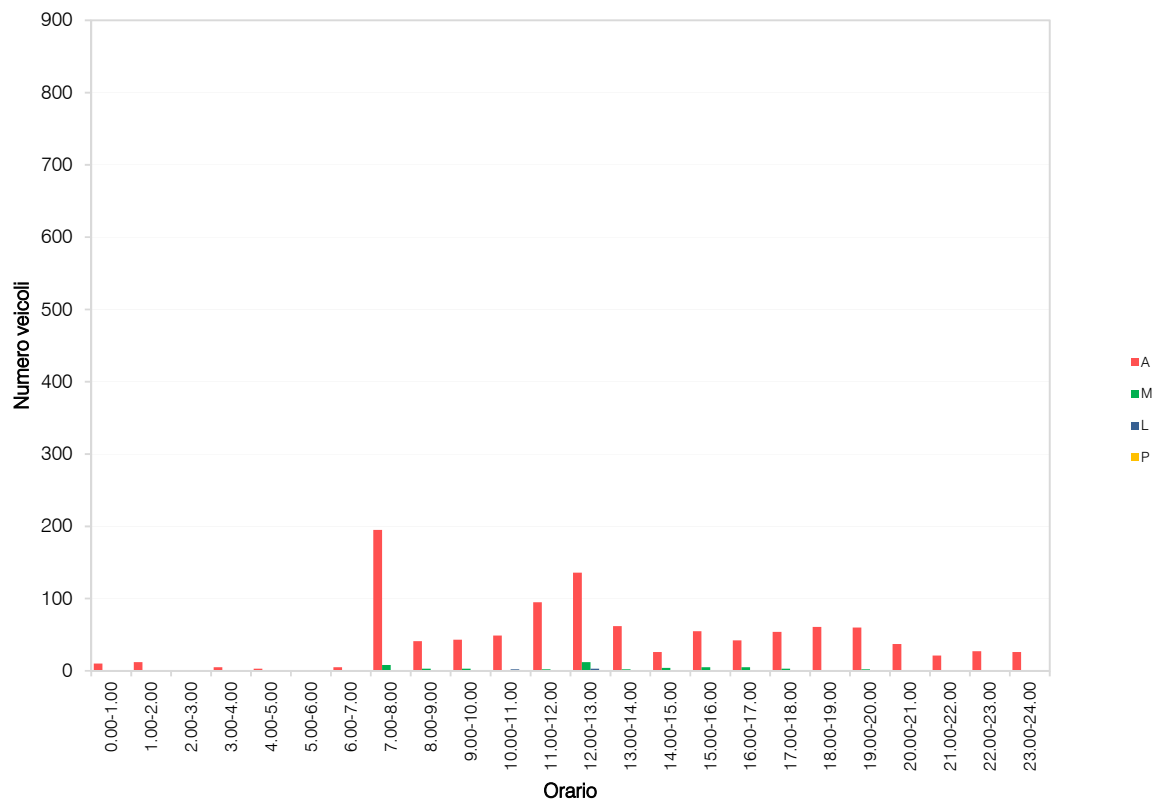
VOLUME DI TRAFFICO INTERVALLO TEMPORALE 60 min

sabato 21 gennaio 2017

	<i>A</i>	<i>M</i>	<i>L</i>	<i>P</i>	<i>veicoli totali</i>	<i>veicoli equivalenti orari</i>
0.00-1.00	10	1	0	0	11	11
1.00-2.00	12	0	0	0	12	12
2.00-3.00	1	0	0	0	1	1
3.00-4.00	5	0	0	0	5	5
4.00-5.00	3	0	0	0	3	3
5.00-6.00	0	0	0	0	0	0
6.00-7.00	5	1	0	0	6	6
7.00-8.00	195	8	1	0	204	201
8.00-9.00	41	3	1	0	45	44
9.00-10.00	43	3	0	0	46	45
10.00-11.00	49	0	2	0	51	52
11.00-12.00	95	2	0	0	97	96
12.00-13.00	136	12	3	0	151	147
13.00-14.00	62	2	1	0	65	65
14.00-15.00	26	4	0	0	30	28
15.00-16.00	55	5	1	0	61	59
16.00-17.00	42	5	0	0	47	45
17.00-18.00	54	3	1	0	58	57
18.00-19.00	61	1	0	0	62	62
19.00-20.00	60	2	0	0	62	61
20.00-21.00	37	0	0	0	37	37
21.00-22.00	21	0	0	0	21	21
22.00-23.00	27	0	0	0	27	27
23.00-24.00	26	1	0	0	27	27
					TOT	1.129
						1.112

ELABORAZIONI GRAFICHE

sabato 21 gennaio 2017



VOLUME DI TRAFFICO INTERVALLO TEMPORALE 15 min

domenica 22 gennaio 2017

	A	M	L	P	veicoli totali	Veic. eq.
0:00	3	0	0	0	3	3
0:15	5	0	0	0	5	5
0:30	0	0	0	0	0	0
0:45	3	1	0	0	4	4
1:00	3	0	0	0	3	3
1:15	3	0	0	0	3	3
1:30	1	0	0	0	1	1
1:45	2	0	0	0	2	2
2:00	5	0	0	0	5	5
2:15	2	0	0	0	2	2
2:30	3	0	0	0	3	3
2:45	1	0	0	0	1	1
3:00	1	0	0	0	1	1
3:15	0	0	0	0	0	0
3:30	1	0	0	0	1	1
3:45	0	0	0	0	0	0
4:00	0	0	0	0	0	0
4:15	0	0	0	0	0	0
4:30	1	0	0	0	1	1
4:45	0	0	0	0	0	0
5:00	1	0	0	0	1	1
5:15	1	0	0	0	1	1
5:30	0	0	0	0	0	0
5:45	0	0	0	0	0	0
6:00	0	0	0	0	0	0
6:15	0	0	0	0	0	0
6:30	0	0	0	0	0	0
6:45	0	0	0	0	0	0
7:00	2	0	0	0	2	2
7:15	0	0	0	0	0	0
7:30	0	0	0	0	0	0
7:45	1	0	0	0	1	1
8:00	1	0	0	0	1	1
8:15	3	0	0	0	3	3
8:30	4	0	0	0	4	4
8:45	4	0	0	0	4	4
9:00	4	0	0	0	4	4
9:15	5	1	0	0	6	6
9:30	6	0	0	0	6	6
9:45	9	1	0	0	10	10
10:00	6	0	0	0	6	6
10:15	3	1	0	0	4	4
10:30	6	0	0	0	6	6
10:45	4	0	0	0	4	4
11:00	9	0	0	0	9	9
11:15	7	1	0	0	8	8
11:30	12	1	0	0	13	13
11:45	10	0	0	0	10	10
12:00	14	0	0	0	14	14
12:15	9	2	0	0	11	10
12:30	15	0	0	0	15	15
12:45	9	0	0	0	9	9
13:00	4	0	0	0	4	4
13:15	6	0	0	0	6	6
13:30	6	0	0	0	6	6
13:45	2	0	0	0	2	2
14:00	10	1	0	0	11	11
14:15	10	0	0	0	10	10
14:30	9	0	0	0	9	9
14:45	7	1	0	0	8	8
15:00	4	0	0	0	4	4
15:15	6	1	0	0	7	7
15:30	7	0	0	0	7	7
15:45	8	0	0	0	8	8
16:00	10	0	0	0	10	10
16:15	9	0	0	0	9	9
16:30	8	3	0	0	11	10
16:45	7	3	0	0	10	9
17:00	16	0	0	0	16	16
17:15	9	1	0	0	10	10
17:30	11	0	0	0	11	11
17:45	15	0	0	0	15	15
18:00	7	0	0	0	7	7
18:15	9	0	0	0	9	9
18:30	11	0	0	0	11	11
18:45	11	1	0	0	12	12
19:00	10	1	0	0	11	11
19:15	8	0	0	0	8	8
19:30	3	0	0	0	3	3
19:45	0	0	0	0	0	0
20:00	0	0	0	0	0	0
20:15	0	0	0	0	0	0
20:30	0	0	0	0	0	0
20:45	0	0	0	0	0	0
21:00	1	0	0	0	1	1
21:15	1	0	0	0	1	1
21:30	0	0	0	0	0	0
21:45	1	0	0	0	1	1
22:00	0	0	0	0	0	0
22:15	0	0	0	0	0	0
22:30	0	0	0	0	0	0
22:45	0	0	0	0	0	0
23:00	0	0	0	0	0	0
23:15	0	0	0	0	0	0
23:30	0	0	0	0	0	0
23:45	0	0	0	0	0	0

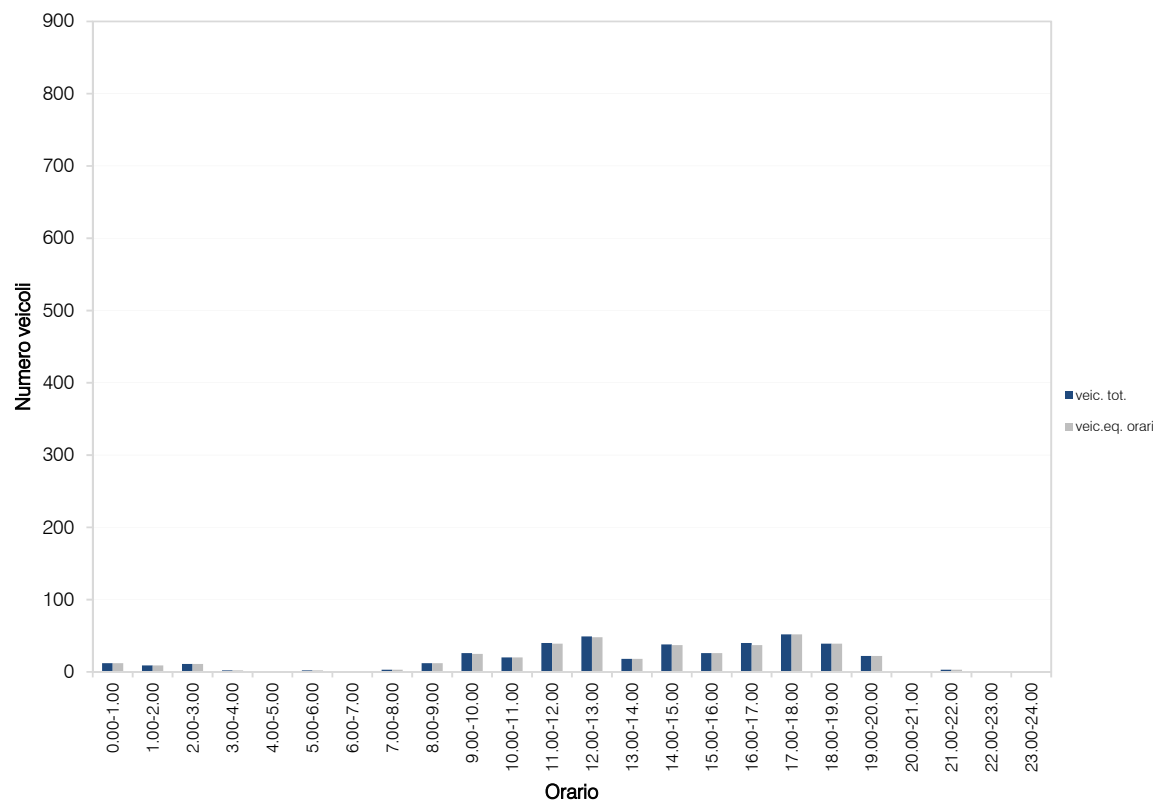
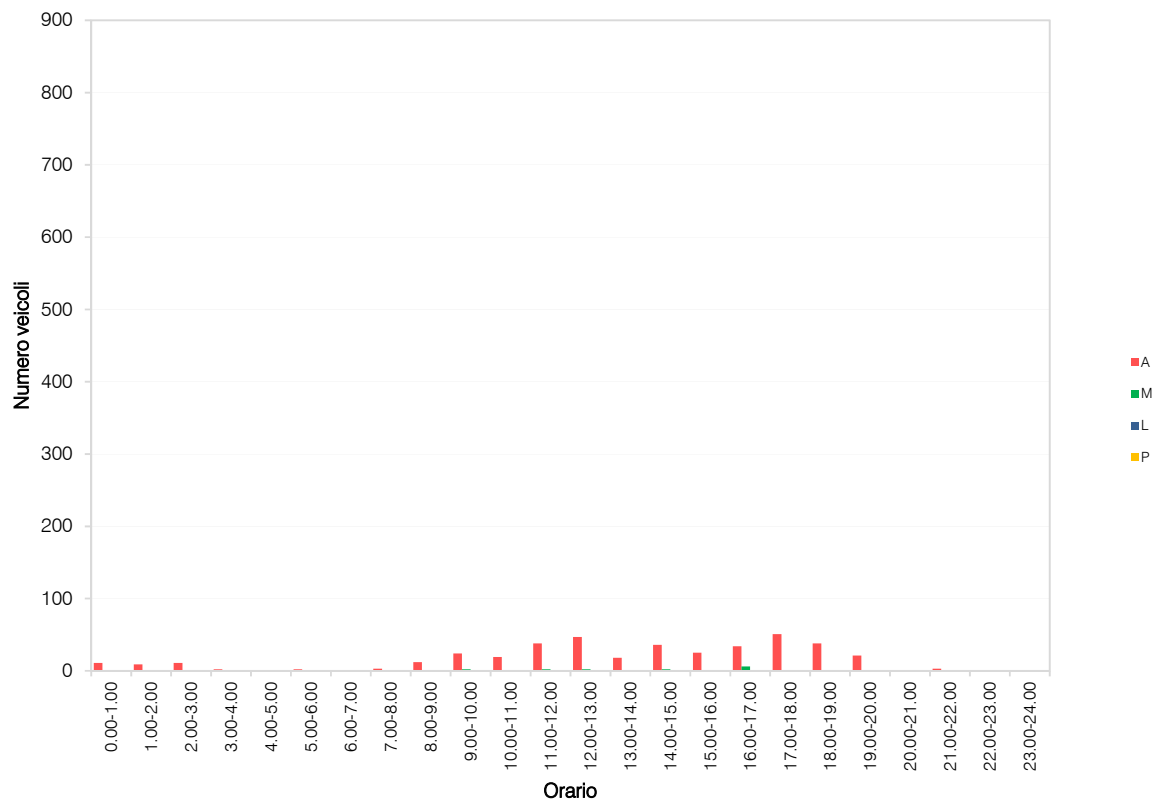
VOLUME DI TRAFFICO INTERVALLO TEMPORALE 60 min

domenica 22 gennaio 2017

	<i>A</i>	<i>M</i>	<i>L</i>	<i>P</i>	<i>veicoli totali</i>	<i>veicoli equivalenti orari</i>
0.00-1.00	11	1	0	0	12	12
1.00-2.00	9	0	0	0	9	9
2.00-3.00	11	0	0	0	11	11
3.00-4.00	2	0	0	0	2	2
4.00-5.00	1	0	0	0	1	1
5.00-6.00	2	0	0	0	2	2
6.00-7.00	0	0	0	0	0	0
7.00-8.00	3	0	0	0	3	3
8.00-9.00	12	0	0	0	12	12
9.00-10.00	24	2	0	0	26	25
10.00-11.00	19	1	0	0	20	20
11.00-12.00	38	2	0	0	40	39
12.00-13.00	47	2	0	0	49	48
13.00-14.00	18	0	0	0	18	18
14.00-15.00	36	2	0	0	38	37
15.00-16.00	25	1	0	0	26	26
16.00-17.00	34	6	0	0	40	37
17.00-18.00	51	1	0	0	52	52
18.00-19.00	38	1	0	0	39	39
19.00-20.00	21	1	0	0	22	22
20.00-21.00	0	0	0	0	0	0
21.00-22.00	3	0	0	0	3	3
22.00-23.00	0	0	0	0	0	0
23.00-24.00	0	0	0	0	0	0
					TOT	425
						418

ELABORAZIONI GRAFICHE

domenica 22 gennaio 2017




RILIEVI AUTOMATICI: RADAR 16

DATI GENERALI

Borgo Treviso, dir. ovest

Giorni di rilievo

4 giorni compresi tra giovedì 19 gennaio e domenica 22 gennaio



VOLUME DI TRAFFICO INTERVALLO TEMPORALE 15 min

giovedì 19 gennaio 2017

	A	M	L	P	veicoli totali	Veic. eq.
0:00	12	0	0	0	12	12
0:15	24	0	0	0	24	24
0:30	16	0	0	0	16	16
0:45	12	0	0	0	12	12
1:00	9	0	0	0	9	9
1:15	17	0	0	0	17	17
1:30	10	0	0	0	10	10
1:45	4	0	0	0	4	4
2:00	7	0	0	0	7	7
2:15	9	0	0	0	9	9
2:30	5	0	0	0	5	5
2:45	0	0	0	0	0	0
3:00	6	0	0	0	6	6
3:15	2	0	0	0	2	2
3:30	2	0	0	0	2	2
3:45	3	0	0	0	3	3
4:00	3	0	0	0	3	3
4:15	7	0	0	0	7	7
4:30	5	0	0	0	5	5
4:45	7	0	1	0	8	9
5:00	9	0	0	0	9	9
5:15	10	0	1	0	11	12
5:30	29	0	1	0	29	29
5:45	13	0	1	0	14	15
6:00	17	0	1	0	17	17
6:15	30	0	0	0	30	30
6:30	41	0	0	0	41	41
6:45	46	0	0	1	47	48
7:00	72	0	0	0	72	72
7:15	76	0	1	1	78	80
7:30	148	2	2	2	154	156
7:45	161	6	1	2	170	170
8:00	218	2	2	1	223	224
8:15	127	0	1	3	128	129
8:30	115	1	2	3	121	125
8:45	174	1	2	5	182	188
9:00	140	1	2	4	147	152
9:15	136	1	2	3	142	146
9:30	114	1	3	2	120	123
9:45	151	1	2	5	159	165
10:00	133	1	3	5	142	148
10:15	133	1	2	1	137	139
10:30	147	1	2	1	151	153
10:45	130	1	2	2	135	138
11:00	141	1	2	1	145	147
11:15	130	1	2	0	133	134
11:30	142	1	3	0	146	147
11:45	138	1	2	2	143	146
12:00	160	1	3	1	165	167
12:15	155	1	1	1	158	159
12:30	127	2	0	1	130	130
12:45	144	2	2	1	149	150
13:00	161	0	1	3	164	166
13:15	124	1	1	3	129	132
13:30	105	1	2	2	110	113
13:45	137	2	1	1	141	142
14:00	141	1	2	3	147	151
14:15	117	1	1	1	120	121
14:30	120	1	2	1	124	126
14:45	157	1	2	3	163	167
15:00	111	1	2	2	116	119
15:15	171	1	2	1	175	177
15:30	149	1	1	1	151	152
15:45	197	1	3	1	202	204
16:00	167	1	2	0	170	171
16:15	155	1	0	0	156	156
16:30	158	2	1	0	161	161
16:45	172	1	0	0	173	173
17:00	167	1	1	1	170	171
17:15	198	2	2	3	205	208
17:30	116	1	2	0	119	120
17:45	214	2	1	1	218	219
18:00	180	2	2	1	185	186
18:15	193	2	2	0	197	197
18:30	159	2	1	1	163	164
18:45	220	2	2	1	225	226
19:00	156	2	0	0	158	157
19:15	151	1	1	0	153	153
19:30	113	1	0	0	114	114
19:45	120	1	0	0	121	121
20:00	107	1	0	0	108	108
20:15	97	0	0	0	97	97
20:30	74	0	0	0	74	74
20:45	68	0	0	0	68	68
21:00	46	0	0	0	46	46
21:15	51	0	0	0	51	51
21:30	52	0	0	0	52	52
21:45	38	0	0	0	38	38
22:00	38	0	0	0	38	38
22:15	45	0	0	0	45	45
22:30	50	0	0	0	50	50
22:45	45	0	0	0	45	45
23:00	32	0	0	0	32	32
23:15	20	0	0	0	20	20
23:30	26	0	0	0	26	26
23:45	29	0	0	0	29	29

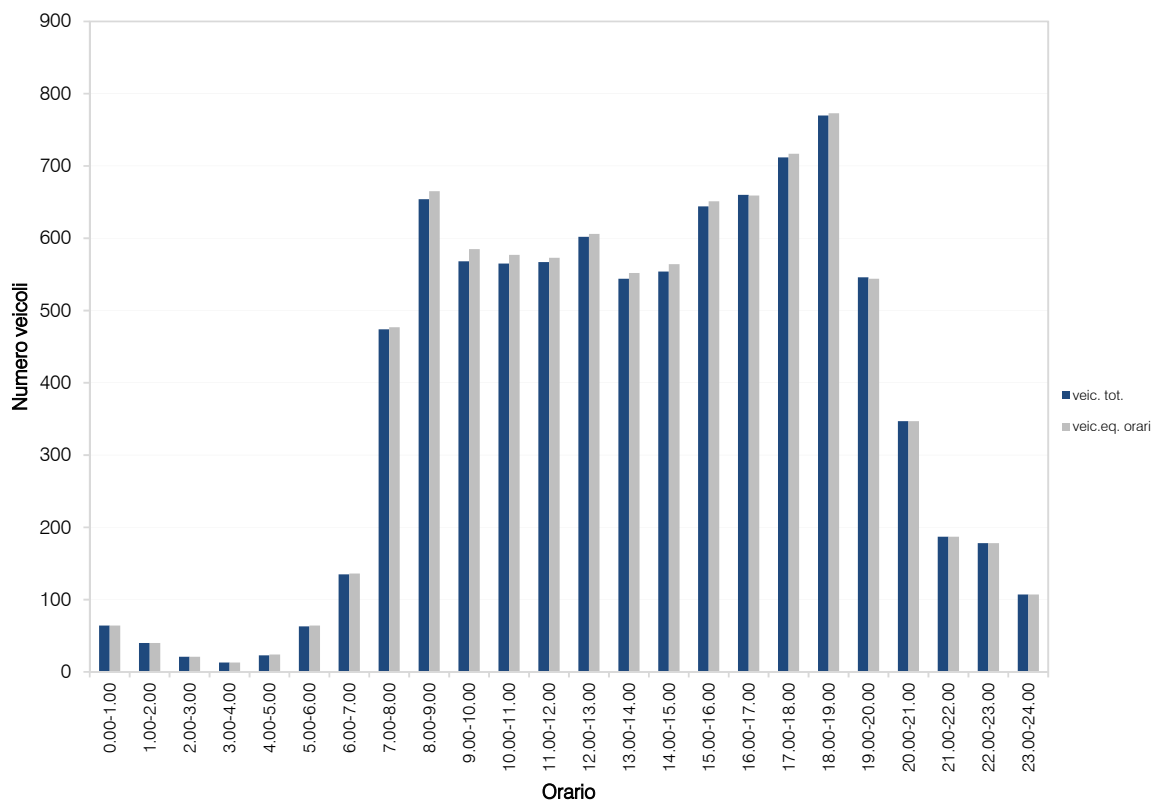
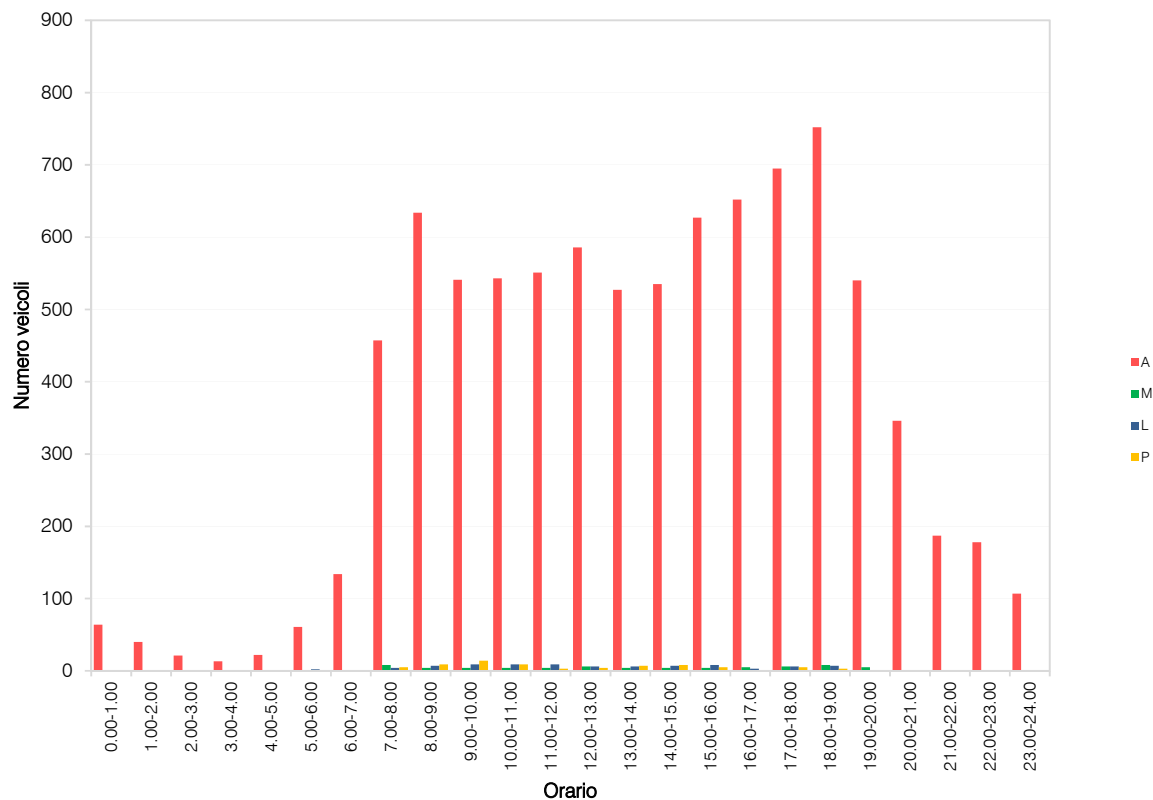
VOLUME DI TRAFFICO INTERVALLO TEMPORALE 60 min

giovedì 19 gennaio 2017

	<i>A</i>	<i>M</i>	<i>L</i>	<i>P</i>	<i>veicoli totali</i>	<i>veicoli equivalenti orari</i>
0.00-1.00	64	0	0	0	64	64
1.00-2.00	40	0	0	0	40	40
2.00-3.00	21	0	0	0	21	21
3.00-4.00	13	0	0	0	13	13
4.00-5.00	22	0	1	0	23	24
5.00-6.00	61	0	2	0	63	64
6.00-7.00	134	0	0	1	135	136
7.00-8.00	457	8	4	5	474	477
8.00-9.00	634	4	7	9	654	665
9.00-10.00	541	4	9	14	568	585
10.00-11.00	543	4	9	9	565	577
11.00-12.00	551	4	9	3	567	573
12.00-13.00	586	6	6	4	602	606
13.00-14.00	527	4	6	7	544	552
14.00-15.00	535	4	7	8	554	564
15.00-16.00	627	4	8	5	644	651
16.00-17.00	652	5	3	0	660	659
17.00-18.00	695	6	6	5	712	717
18.00-19.00	752	8	7	3	770	773
19.00-20.00	540	5	1	0	546	544
20.00-21.00	346	1	0	0	347	347
21.00-22.00	187	0	0	0	187	187
22.00-23.00	178	0	0	0	178	178
23.00-24.00	107	0	0	0	107	107
					TOT	9.038
						9.124

ELABORAZIONI GRAFICHE

giovedì 19 gennaio 2017



VOLUME DI TRAFFICO INTERVALLO TEMPORALE 15 min

venerdì 20 gennaio 2017

	A	M	L	P	veicoli totali	Veic. eq.
0:00	20	0	0	0	20	20
0:15	11	0	0	0	11	11
0:30	6	0	1	0	7	8
0:45	13	0	0	0	13	13
1:00	4	0	0	0	4	4
1:15	4	0	0	0	4	4
1:30	5	0	0	0	5	5
1:45	2	0	0	0	2	2
2:00	3	0	0	0	3	3
2:15	3	0	0	0	3	3
2:30	4	0	0	0	4	4
2:45	3	0	0	0	3	3
3:00	1	0	0	0	1	1
3:15	0	0	0	0	0	0
3:30	2	0	0	0	2	2
3:45	1	0	0	0	1	1
4:00	3	0	0	0	3	3
4:15	7	0	0	0	7	7
4:30	8	0	0	0	8	8
4:45	10	0	0	0	10	10
5:00	6	0	1	0	7	8
5:15	8	0	1	0	9	10
5:30	29	0	0	0	29	29
5:45	12	0	0	0	12	12
6:00	15	0	0	0	15	15
6:15	27	0	1	0	28	29
6:30	41	0	2	1	44	46
6:45	47	0	1	3	51	55
7:00	57	0	0	1	58	59
7:15	78	0	2	3	83	87
7:30	126	1	2	7	136	144
7:45	202	2	2	5	211	216
8:00	190	2	4	3	199	203
8:15	129	1	0	0	130	130
8:30	135	1	3	3	142	144
8:45	154	1	3	3	161	165
9:00	138	2	6	0	146	148
9:15	153	0	0	1	154	155
9:30	120	1	2	0	123	124
9:45	135	0	1	1	137	139
10:00	125	1	1	0	127	127
10:15	131	1	0	1	133	134
10:30	146	1	1	0	148	148
10:45	125	1	1	1	128	129
11:00	141	0	0	0	142	142
11:15	144	1	2	1	148	150
11:30	143	2	0	0	145	144
11:45	123	1	1	1	126	127
12:00	162	2	1	0	165	165
12:15	170	2	2	1	175	176
12:30	161	1	2	1	165	167
12:45	156	2	1	1	160	161
13:00	143	2	5	3	153	158
13:15	129	1	1	3	134	145
13:30	113	0	6	7	126	136
13:45	127	1	2	0	130	131
14:00	118	0	2	8	128	137
14:15	132	1	2	0	135	136
14:30	123	1	1	1	126	127
14:45	186	2	1	1	190	191
15:00	129	1	2	1	133	135
15:15	147	1	1	0	149	149
15:30	147	2	1	0	150	150
15:45	202	2	2	3	209	212
16:00	160	2	1	0	163	163
16:15	138	1	1	0	140	140
16:30	162	2	3	1	168	170
16:45	173	2	0	0	175	174
17:00	156	2	2	1	161	162
17:15	137	1	2	4	144	149
17:30	135	1	1	1	138	139
17:45	164	2	1	0	167	167
18:00	169	1	2	0	172	173
18:15	148	1	0	0	149	149
18:30	154	1	0	1	156	157
18:45	167	1	0	1	169	170
19:00	135	1	2	1	139	141
19:15	133	1	2	1	137	139
19:30	119	1	1	0	121	121
19:45	116	1	0	0	117	117
20:00	110	1	0	1	112	113
20:15	122	1	0	0	123	123
20:30	97	0	0	1	98	99
20:45	94	0	0	0	94	94
21:00	92	0	0	0	92	92
21:15	54	0	0	0	54	54
21:30	64	0	0	0	64	64
21:45	43	0	0	0	43	43
22:00	57	0	0	0	57	57
22:15	57	0	0	0	57	57
22:30	42	0	0	0	42	42
22:45	62	0	0	0	62	62
23:00	53	0	0	0	53	53
23:15	53	0	0	0	53	53
23:30	33	0	0	0	33	33
23:45	37	0	0	0	37	37

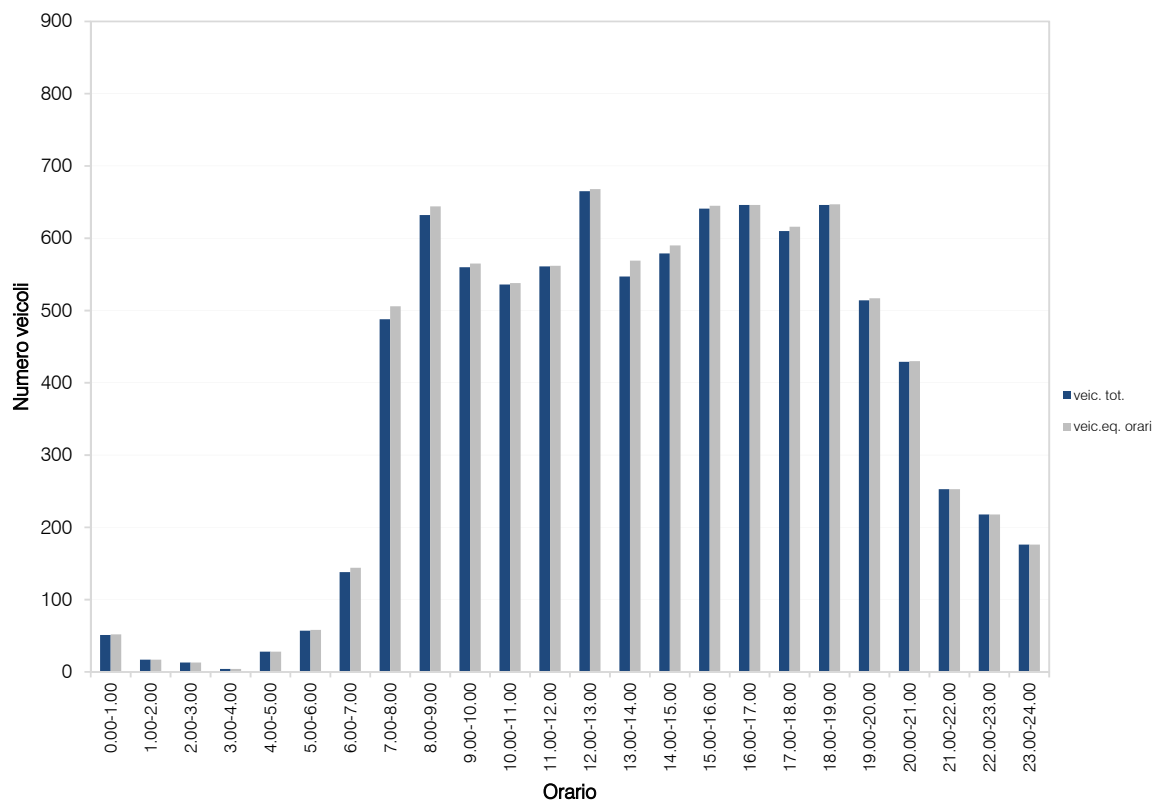
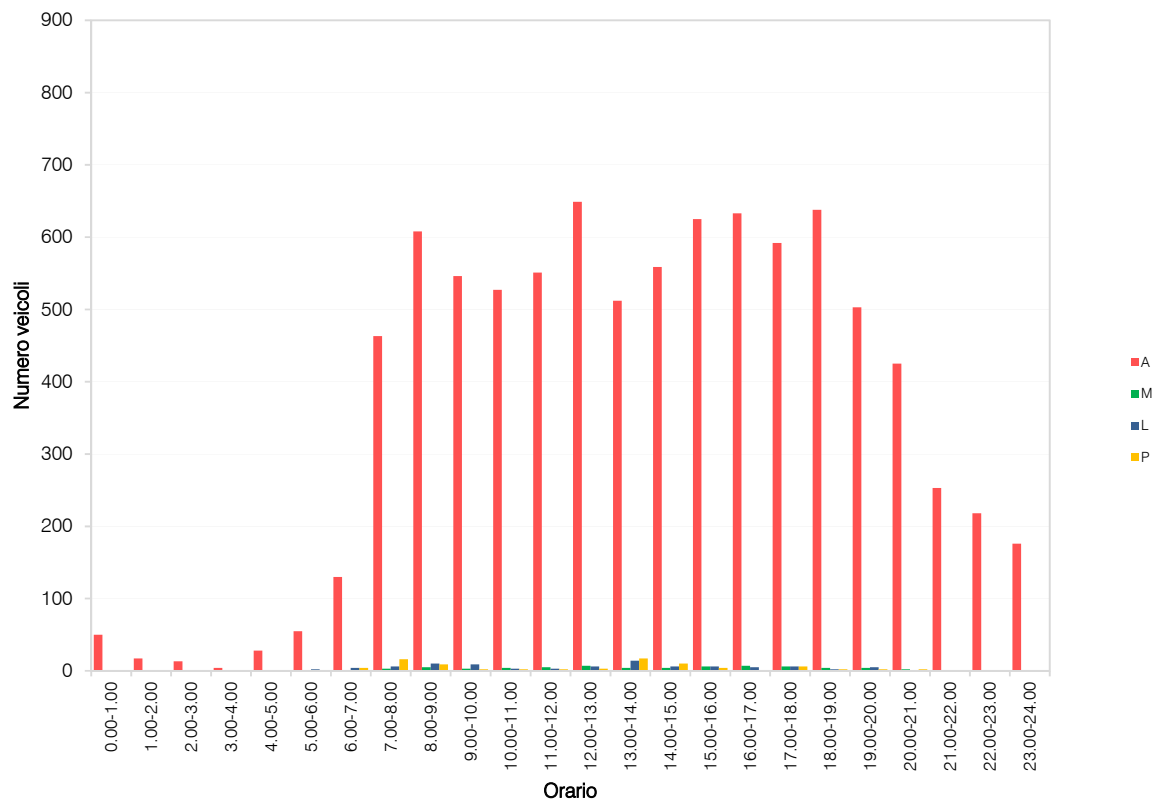
VOLUME DI TRAFFICO INTERVALLO TEMPORALE 60 min

venerdì 20 gennaio 2017

	<i>A</i>	<i>M</i>	<i>L</i>	<i>P</i>	<i>veicoli totali</i>	<i>veicoli equivalenti orari</i>
0.00-1.00	50	0	1	0	51	52
1.00-2.00	17	0	0	0	17	17
2.00-3.00	13	0	0	0	13	13
3.00-4.00	4	0	0	0	4	4
4.00-5.00	28	0	0	0	28	28
5.00-6.00	55	0	2	0	57	58
6.00-7.00	130	0	4	4	138	144
7.00-8.00	463	3	6	16	488	506
8.00-9.00	608	5	10	9	632	644
9.00-10.00	546	3	9	2	560	565
10.00-11.00	527	4	3	2	536	538
11.00-12.00	551	5	3	2	561	562
12.00-13.00	649	7	6	3	665	668
13.00-14.00	512	4	14	17	547	569
14.00-15.00	559	4	6	10	579	590
15.00-16.00	625	6	6	4	641	645
16.00-17.00	633	7	5	1	646	646
17.00-18.00	592	6	6	6	610	616
18.00-19.00	638	4	2	2	646	647
19.00-20.00	503	4	5	2	514	517
20.00-21.00	425	2	0	2	429	430
21.00-22.00	253	0	0	0	253	253
22.00-23.00	218	0	0	0	218	218
23.00-24.00	176	0	0	0	176	176
					TOT	9.106

ELABORAZIONI GRAFICHE

venerdì 20 gennaio 2017



VOLUME DI TRAFFICO INTERVALLO TEMPORALE 15 min

sabato 21 gennaio 2017

	A	M	L	P	veicoli totali	Veic. eq.
0:00	35	0	0	0	35	35
0:15	37	0	0	0	37	37
0:30	32	0	0	0	32	32
0:45	21	0	0	0	21	21
1:00	26	0	0	0	26	26
1:15	25	0	0	0	25	25
1:30	22	0	0	0	22	22
1:45	24	0	0	0	24	24
2:00	9	0	0	0	9	9
2:15	12	0	0	0	12	12
2:30	10	0	0	0	10	10
2:45	18	0	0	0	18	18
3:00	5	0	0	0	5	5
3:15	4	0	0	0	4	4
3:30	9	0	0	0	9	9
3:45	4	0	0	0	4	4
4:00	7	0	0	0	7	7
4:15	9	0	0	0	9	9
4:30	5	0	0	0	5	5
4:45	9	0	1	1	11	13
5:00	4	0	1	0	5	6
5:15	8	0	1	0	9	10
5:30	17	0	0	0	17	17
5:45	10	0	0	0	10	10
6:00	7	0	0	0	7	7
6:15	15	0	0	0	15	15
6:30	21	0	0	0	21	21
6:45	22	0	0	2	24	26
7:00	28	0	1	0	29	30
7:15	38	0	1	2	41	44
7:30	77	0	1	4	82	87
7:45	161	2	2	3	168	171
8:00	102	0	0	2	104	106
8:15	67	0	0	1	68	69
8:30	82	0	1	2	85	88
8:45	105	1	2	1	109	111
9:00	99	1	0	0	100	100
9:15	123	1	1	1	126	127
9:30	128	2	0	0	130	129
9:45	140	1	0	1	142	143
10:00	123	2	1	0	126	126
10:15	175	2	1	1	179	180
10:30	162	4	4	1	167	171
10:45	175	4	0	1	180	179
11:00	158	2	0	0	160	159
11:15	138	2	1	0	141	141
11:30	165	3	0	0	168	167
11:45	143	2	1	0	146	146
12:00	163	3	0	1	167	167
12:15	178	2	0	1	181	181
12:30	158	2	1	0	161	161
12:45	127	4	0	2	133	133
13:00	131	2	3	2	138	141
13:15	115	2	5	2	122	126
13:30	88	1	1	4	94	98
13:45	73	1	0	0	74	74
14:00	79	0	0	2	81	83
14:15	95	0	0	2	97	99
14:30	95	1	0	1	97	98
14:45	108	1	1	2	112	114
15:00	110	2	1	1	114	115
15:15	129	2	1	1	133	134
15:30	130	1	0	0	131	131
15:45	152	2	3	1	158	160
16:00	145	2	0	0	147	146
16:15	143	1	0	0	144	144
16:30	145	2	0	0	147	146
16:45	167	2	0	1	170	170
17:00	152	3	0	1	156	156
17:15	158	2	1	2	163	165
17:30	145	2	0	0	147	146
17:45	177	1	1	0	179	179
18:00	139	1	0	0	140	140
18:15	151	1	0	1	153	154
18:30	152	2	0	0	154	153
18:45	105	2	1	0	108	108
19:00	145	3	1	0	149	148
19:15	148	1	0	2	151	153
19:30	125	2	0	1	128	128
19:45	132	3	1	0	136	135
20:00	125	1	0	1	127	128
20:15	110	2	0	0	112	111
20:30	80	1	1	0	82	82
20:45	79	0	0	0	79	79
21:00	65	1	0	0	66	66
21:15	80	0	0	0	80	80
21:30	62	1	0	0	63	63
21:45	66	1	0	0	67	67
22:00	62	0	0	0	62	62
22:15	59	0	1	0	60	61
22:30	53	0	1	0	54	55
22:45	68	0	0	0	68	68
23:00	65	1	0	0	66	66
23:15	61	0	0	0	61	61
23:30	62	0	0	0	62	62
23:45	53	0	0	0	53	53

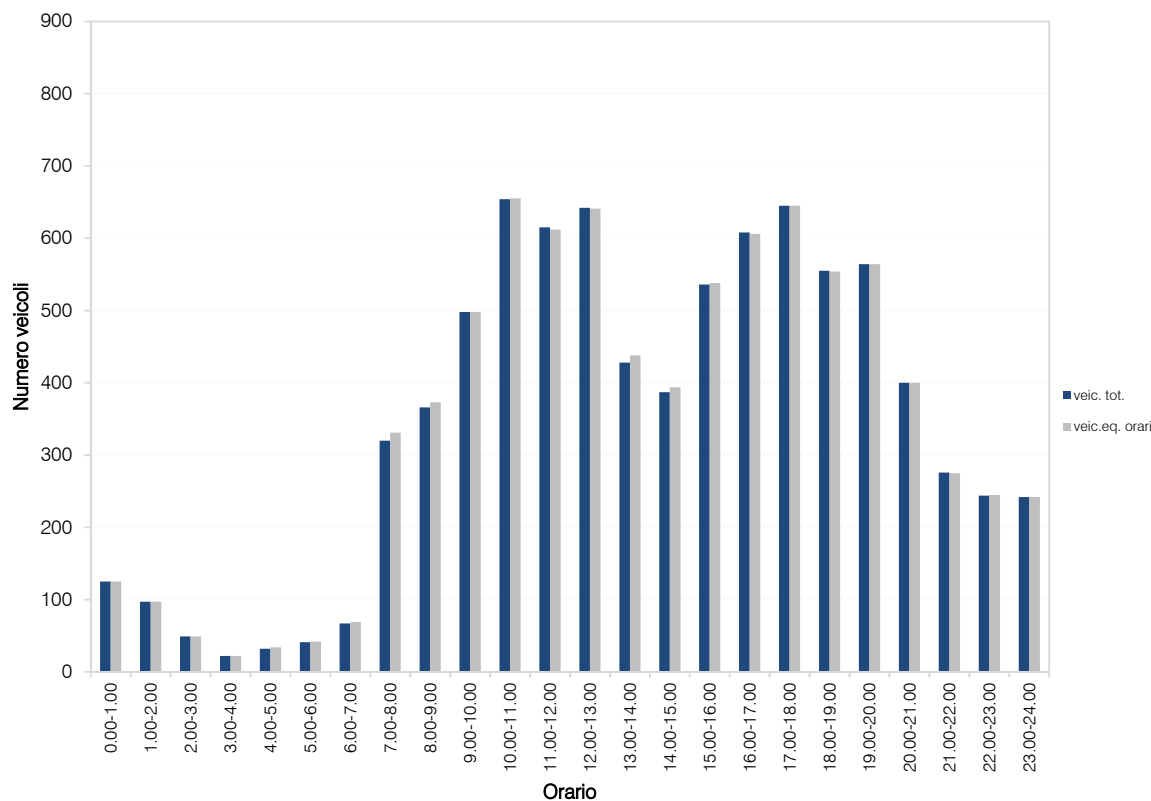
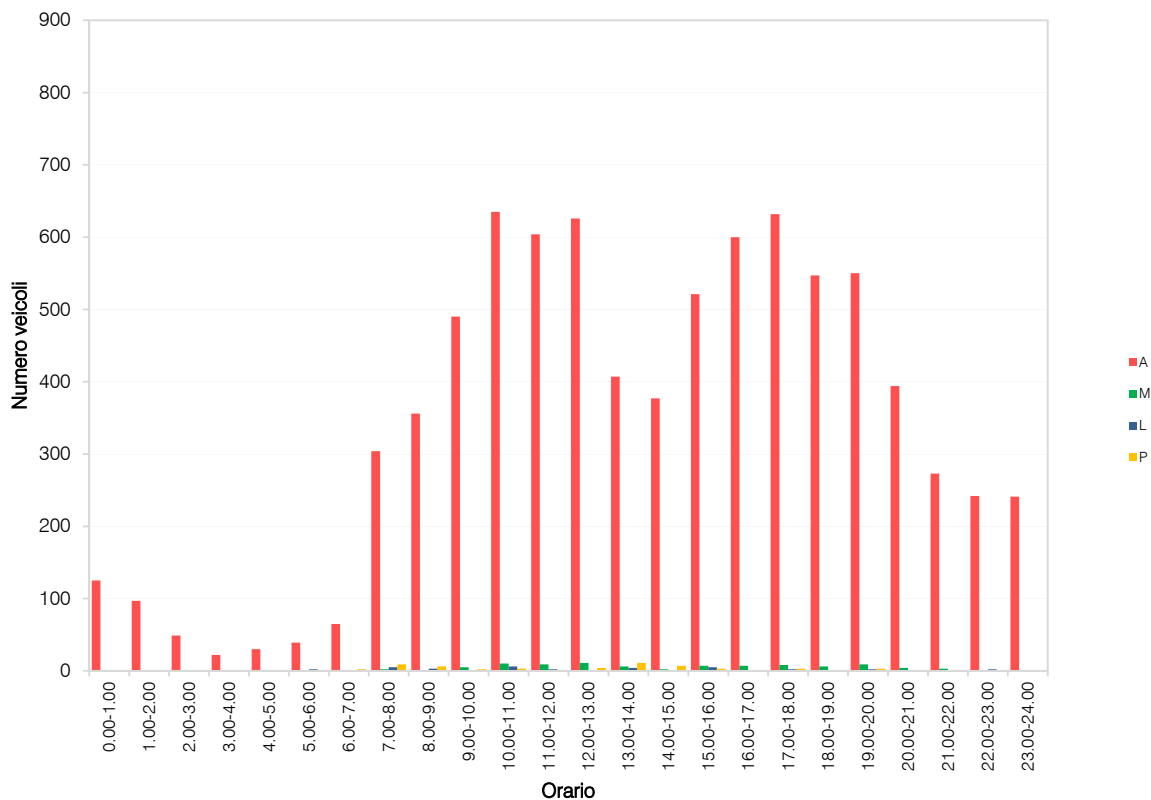
VOLUME DI TRAFFICO INTERVALLO TEMPORALE 60 min

sabato 21 gennaio 2017

	<i>A</i>	<i>M</i>	<i>L</i>	<i>P</i>	<i>veicoli totali</i>	<i>veicoli equivalenti orari</i>
0.00-1.00	125	0	0	0	125	125
1.00-2.00	97	0	0	0	97	97
2.00-3.00	49	0	0	0	49	49
3.00-4.00	22	0	0	0	22	22
4.00-5.00	30	0	1	1	32	34
5.00-6.00	39	0	2	0	41	42
6.00-7.00	65	0	0	2	67	69
7.00-8.00	304	2	5	9	320	331
8.00-9.00	356	1	3	6	366	373
9.00-10.00	490	5	1	2	498	498
10.00-11.00	635	10	6	3	654	655
11.00-12.00	604	9	2	0	615	612
12.00-13.00	626	11	1	4	642	641
13.00-14.00	407	6	4	11	428	438
14.00-15.00	377	2	1	7	387	394
15.00-16.00	521	7	5	3	536	538
16.00-17.00	600	7	0	1	608	606
17.00-18.00	632	8	2	3	645	645
18.00-19.00	547	6	1	1	555	554
19.00-20.00	550	9	2	3	564	564
20.00-21.00	394	4	1	1	400	400
21.00-22.00	273	3	0	0	276	275
22.00-23.00	242	0	2	0	244	245
23.00-24.00	241	1	0	0	242	242
					TOT	8.413
						8.449

ELABORAZIONI GRAFICHE

sabato 21 gennaio 2017



VOLUME DI TRAFFICO INTERVALLO TEMPORALE 15 min

domenica 22 gennaio 2017

	A	M	L	P	veicoli totali	Veic. eq.
0:00	37	0	0	0	37	37
0:15	31	0	0	0	31	31
0:30	41	0	0	0	41	41
0:45	34	0	0	0	34	34
1:00	43	0	0	0	43	43
1:15	24	0	0	0	24	24
1:30	14	0	0	0	14	14
1:45	15	0	0	0	15	15
2:00	14	0	0	0	14	14
2:15	14	0	0	0	14	14
2:30	12	0	0	0	12	12
2:45	9	0	0	0	9	9
3:00	6	0	0	0	6	6
3:15	15	0	0	0	15	15
3:30	6	0	0	0	6	6
3:45	3	0	1	0	4	5
4:00	9	0	0	0	9	9
4:15	4	0	0	0	4	4
4:30	8	0	0	0	8	8
4:45	2	0	0	0	2	2
5:00	3	0	0	0	3	3
5:15	4	0	0	0	4	4
5:30	9	0	0	0	9	9
5:45	8	0	0	0	8	8
6:00	9	0	0	0	9	9
6:15	19	0	0	0	19	19
6:30	19	0	0	0	19	19
6:45	17	0	0	0	17	17
7:00	13	0	0	0	13	13
7:15	21	0	0	1	22	23
7:30	24	0	0	0	24	24
7:45	23	0	0	0	23	23
8:00	24	0	0	0	24	24
8:15	30	0	0	0	30	30
8:30	44	0	0	0	44	44
8:45	52	0	1	1	54	54
9:00	55	0	0	0	55	55
9:15	58	0	0	0	58	58
9:30	110	0	0	0	110	110
9:45	108	1	1	0	110	110
10:00	71	0	0	0	71	71
10:15	90	1	0	0	91	91
10:30	110	1	0	0	111	111
10:45	103	1	0	0	104	104
11:00	103	1	0	0	104	104
11:15	103	2	0	0	105	104
11:30	112	3	1	0	116	115
11:45	92	2	0	0	94	93
12:00	90	2	0	0	92	91
12:15	77	1	0	0	78	78
12:30	92	1	0	0	93	93
12:45	62	1	0	0	63	63
13:00	42	0	0	0	42	42
13:15	47	0	0	2	49	51
13:30	48	0	0	0	48	48
13:45	42	0	0	0	42	42
14:00	50	0	1	1	52	54
14:15	61	1	0	0	62	62
14:30	73	0	0	0	73	73
14:45	75	1	0	1	77	78
15:00	94	1	0	0	95	95
15:15	94	0	0	0	94	94
15:30	87	1	0	0	88	88
15:45	112	1	0	0	113	113
16:00	107	1	0	0	108	108
16:15	110	1	0	0	111	111
16:30	122	0	0	0	122	122
16:45	107	1	1	0	109	109
17:00	131	1	0	1	133	134
17:15	129	1	0	0	130	130
17:30	115	2	0	0	117	116
17:45	164	1	0	0	165	165
18:00	115	2	0	0	117	116
18:15	142	2	0	0	144	143
18:30	113	3	0	0	116	115
18:45	129	2	0	0	131	130
19:00	111	2	0	0	113	112
19:15	104	2	0	0	106	105
19:30	89	2	0	0	91	90
19:45	91	1	0	1	93	94
20:00	78	1	0	0	79	79
20:15	78	1	0	0	79	79
20:30	78	1	0	0	79	79
20:45	63	1	0	0	64	64
21:00	59	0	0	0	59	59
21:15	43	0	0	0	43	43
21:30	36	0	0	0	36	36
21:45	39	0	0	0	39	39
22:00	34	0	0	0	34	34
22:15	51	0	0	0	51	51
22:30	41	1	0	0	42	42
22:45	49	0	0	0	49	49
23:00	22	0	0	0	22	22
23:15	22	0	0	0	22	22
23:30	29	0	0	0	29	29
23:45	24	0	0	0	24	24

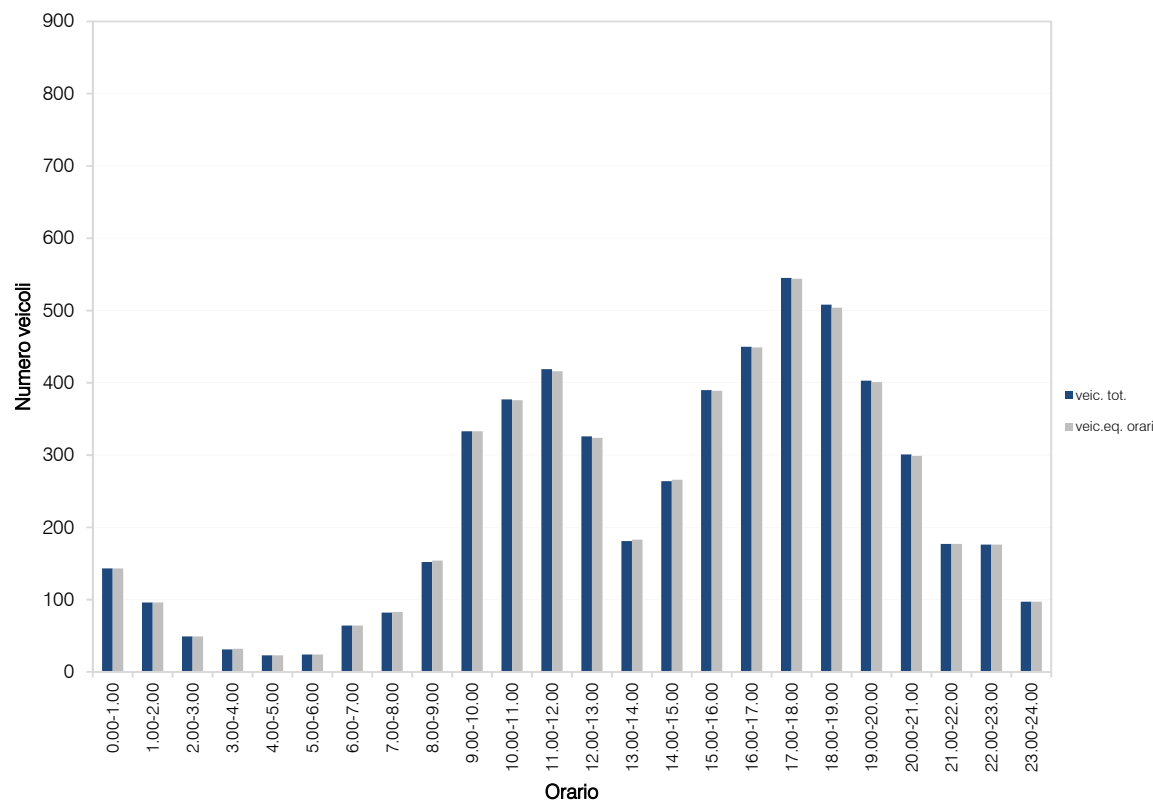
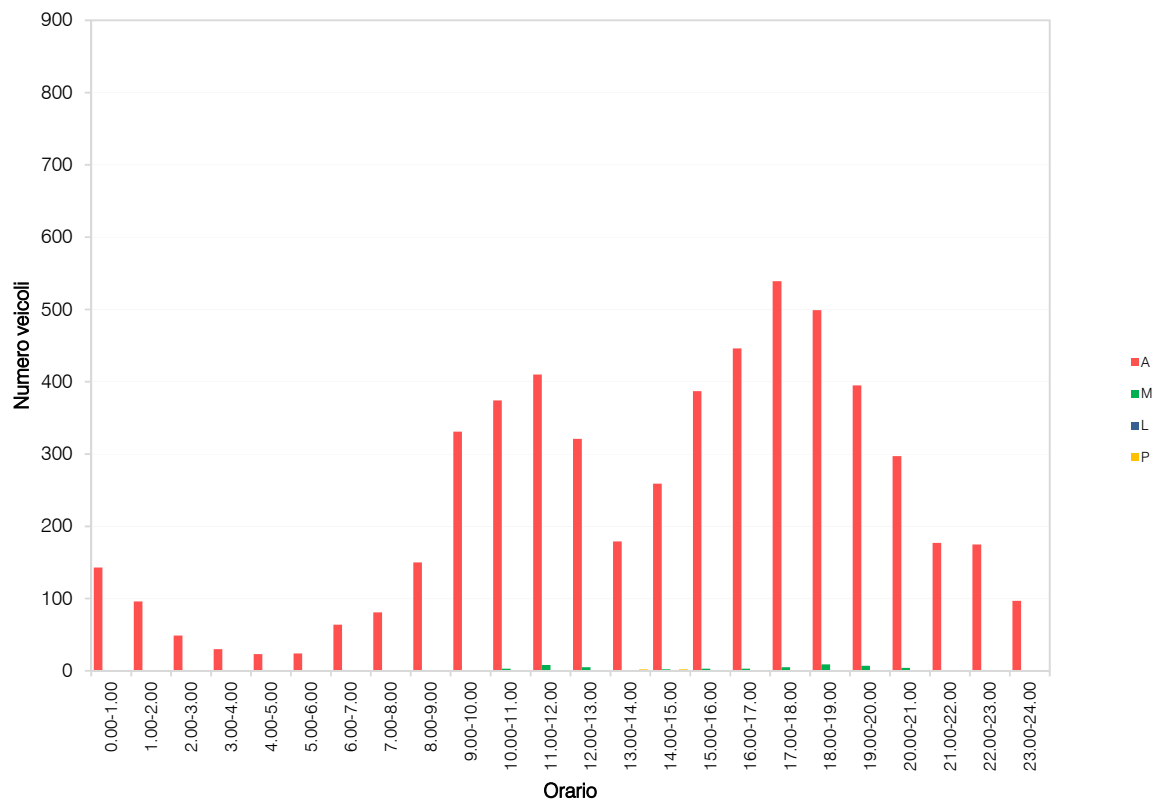
VOLUME DI TRAFFICO INTERVALLO TEMPORALE 60 min

domenica 22 gennaio 2017

	<i>A</i>	<i>M</i>	<i>L</i>	<i>P</i>	<i>veicoli totali</i>	<i>veicoli equivalenti orari</i>
0.00-1.00	143	0	0	0	143	143
1.00-2.00	96	0	0	0	96	96
2.00-3.00	49	0	0	0	49	49
3.00-4.00	30	0	1	0	31	32
4.00-5.00	23	0	0	0	23	23
5.00-6.00	24	0	0	0	24	24
6.00-7.00	64	0	0	0	64	64
7.00-8.00	81	0	0	1	82	83
8.00-9.00	150	0	1	1	152	154
9.00-10.00	331	1	1	0	333	333
10.00-11.00	374	3	0	0	377	376
11.00-12.00	410	8	1	0	419	416
12.00-13.00	321	5	0	0	326	324
13.00-14.00	179	0	0	2	181	183
14.00-15.00	259	2	1	2	264	266
15.00-16.00	387	3	0	0	390	389
16.00-17.00	446	3	1	0	450	449
17.00-18.00	539	5	0	1	545	544
18.00-19.00	499	9	0	0	508	504
19.00-20.00	395	7	0	1	403	401
20.00-21.00	297	4	0	0	301	299
21.00-22.00	177	0	0	0	177	177
22.00-23.00	175	1	0	0	176	176
23.00-24.00	97	0	0	0	97	97
					TOT	5.602

ELABORAZIONI GRAFICHE

domenica 22 gennaio 2017




RILIEVI AUTOMATICI: RADAR 17

DATI GENERALI

Borgo Treviso, dir. est

Giorni di rilievo

4 giorni compresi tra giovedì 19 gennaio e domenica 22 gennaio



VOLUME DI TRAFFICO INTERVALLO TEMPORALE 15 min

giovedì 19 gennaio 2017

	A	M	L	P	veicoli totali	Veic. eq.
0:00	26	0	0	0	26	26
0:15	19	0	0	0	19	19
0:30	16	0	0	0	16	16
0:45	9	0	0	0	9	9
1:00	8	0	0	0	8	8
1:15	5	0	0	0	5	5
1:30	9	0	0	0	9	9
1:45	6	0	0	0	6	6
2:00	3	0	0	0	3	3
2:15	4	0	0	0	4	4
2:30	6	0	0	0	6	6
2:45	3	0	0	0	3	3
3:00	1	0	0	0	1	1
3:15	2	0	0	0	2	2
3:30	7	0	0	0	7	7
3:45	4	0	0	0	4	4
4:00	4	0	0	0	4	4
4:15	4	0	0	0	4	4
4:30	11	0	0	0	11	11
4:45	5	0	0	0	5	5
5:00	2	0	0	0	2	2
5:15	5	0	1	0	6	7
5:30	10	0	0	0	10	10
5:45	11	0	0	0	11	11
6:00	13	0	1	1	15	17
6:15	15	0	1	0	16	17
6:30	26	0	0	0	26	26
6:45	47	1	0	1	49	50
7:00	64	1	1	2	68	70
7:15	66	0	1	2	69	72
7:30	125	2	2	1	130	131
7:45	167	2	3	1	173	175
8:00	154	1	2	0	157	158
8:15	108	2	2	0	112	112
8:30	103	1	1	0	105	105
8:45	114	0	2	1	117	119
9:00	115	1	2	2	120	123
9:15	97	1	2	1	101	103
9:30	104	1	2	1	108	110
9:45	126	1	2	2	131	134
10:00	116	1	2	1	120	122
10:15	108	0	2	1	111	113
10:30	120	1	1	2	124	128
10:45	126	1	1	2	130	132
11:00	120	1	2	1	124	126
11:15	129	1	1	1	132	133
11:30	118	1	1	1	121	122
11:45	113	1	2	1	117	119
12:00	107	1	3	3	114	118
12:15	116	2	2	1	121	122
12:30	128	2	1	1	132	133
12:45	106	0	2	2	110	113
13:00	93	1	2	3	98	101
13:15	92	1	2	2	97	100
13:30	102	1	2	2	107	110
13:45	120	1	1	1	123	124
14:00	105	0	2	2	109	112
14:15	104	1	1	1	107	108
14:30	121	1	2	1	125	127
14:45	101	1	2	1	105	107
15:00	120	0	2	0	122	123
15:15	99	3	2	0	104	104
15:30	114	0	1	2	117	120
15:45	119	2	1	1	123	124
16:00	133	1	2	0	136	137
16:15	138	1	1	0	140	140
16:30	149	1	1	2	153	155
16:45	128	2	1	0	131	131
17:00	116	1	1	0	118	118
17:15	140	3	1	1	145	145
17:30	156	1	2	3	162	166
17:45	161	1	2	3	167	171
18:00	139	1	1	2	143	145
18:15	137	1	1	3	142	145
18:30	155	2	1	3	161	164
18:45	123	2	2	0	127	127
19:00	150	2	2	0	154	154
19:15	111	1	1	0	113	113
19:30	118	1	0	0	119	119
19:45	101	1	0	0	102	102
20:00	86	0	0	1	87	88
20:15	86	1	0	0	87	87
20:30	74	1	0	0	75	75
20:45	56	0	0	0	56	56
21:00	51	0	0	0	51	51
21:15	40	0	0	0	40	40
21:30	35	0	0	0	35	35
21:45	34	0	0	0	34	34
22:00	41	0	1	0	42	43
22:15	49	0	1	0	50	51
22:30	51	1	1	0	53	53
22:45	33	0	0	1	34	35
23:00	41	0	0	0	41	41
23:15	38	0	0	0	38	38
23:30	24	0	0	0	24	24
23:45	28	0	0	0	28	28

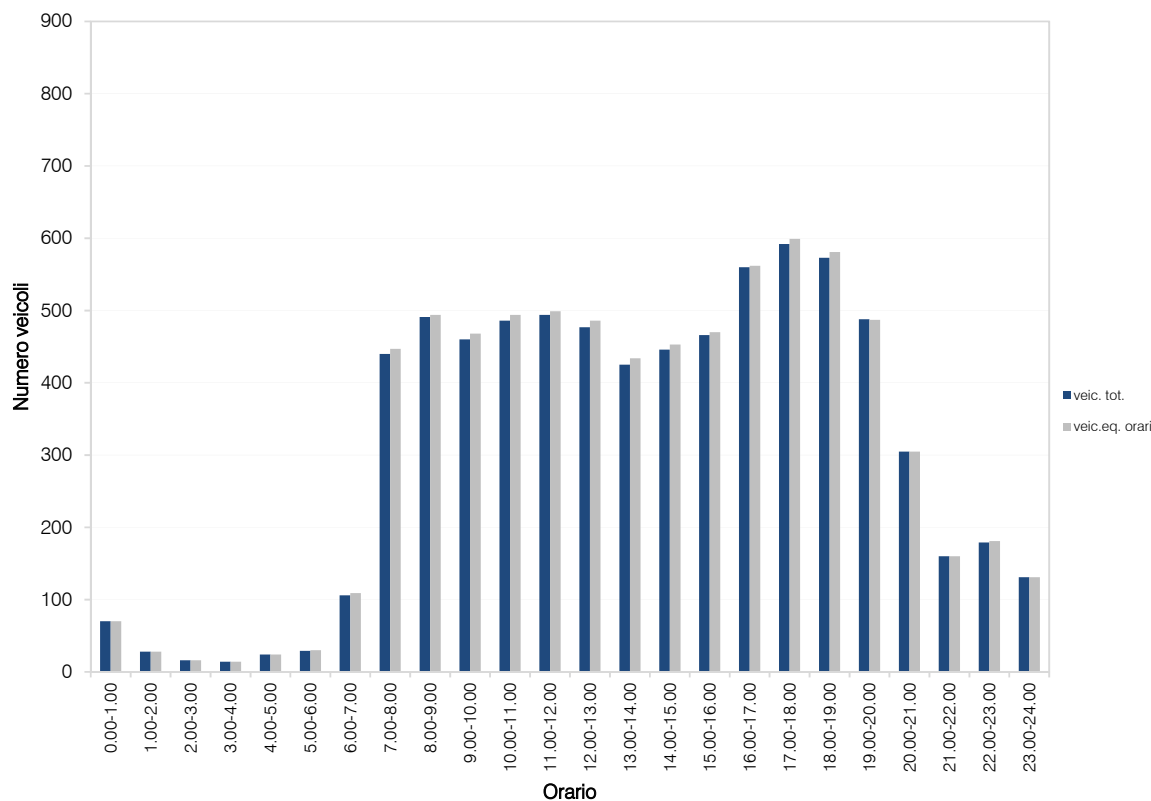
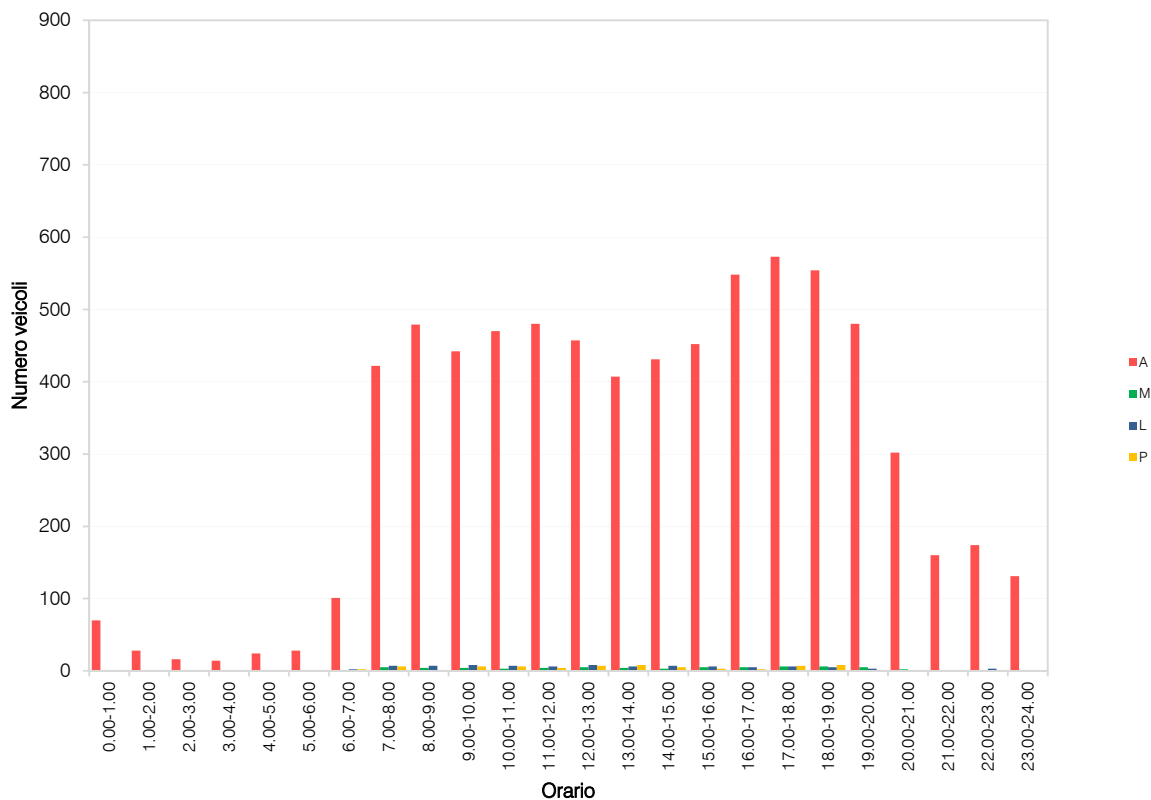
VOLUME DI TRAFFICO INTERVALLO TEMPORALE 60 min

giovedì 19 gennaio 2017

	<i>A</i>	<i>M</i>	<i>L</i>	<i>P</i>	<i>veicoli totali</i>	<i>veicoli equivalenti orari</i>
0.00-1.00	70	0	0	0	70	70
1.00-2.00	28	0	0	0	28	28
2.00-3.00	16	0	0	0	16	16
3.00-4.00	14	0	0	0	14	14
4.00-5.00	24	0	0	0	24	24
5.00-6.00	28	0	1	0	29	30
6.00-7.00	101	1	2	2	106	109
7.00-8.00	422	5	7	6	440	447
8.00-9.00	479	4	7	1	491	494
9.00-10.00	442	4	8	6	460	468
10.00-11.00	470	3	7	6	486	494
11.00-12.00	480	4	6	4	494	499
12.00-13.00	457	5	8	7	477	486
13.00-14.00	407	4	6	8	425	434
14.00-15.00	431	3	7	5	446	453
15.00-16.00	452	5	6	3	466	470
16.00-17.00	548	5	5	2	560	562
17.00-18.00	573	6	6	7	592	599
18.00-19.00	554	6	5	8	573	581
19.00-20.00	480	5	3	0	488	487
20.00-21.00	302	2	0	1	305	305
21.00-22.00	160	0	0	0	160	160
22.00-23.00	174	1	3	1	179	181
23.00-24.00	131	0	0	0	131	131
					TOT	7.460
						7.542

ELABORAZIONI GRAFICHE

giovedì 19 gennaio 2017



VOLUME DI TRAFFICO INTERVALLO TEMPORALE 15 min

venerdì 20 gennaio 2017

	A	M	L	P	veicoli totali	Veic. eq.
0:00	27	0	0	0	27	27
0:15	13	0	0	1	14	15
0:30	8	0	0	0	8	8
0:45	4	0	0	0	4	4
1:00	8	0	0	0	8	8
1:15	13	0	0	0	13	13
1:30	7	0	0	0	7	7
1:45	6	0	0	0	6	6
2:00	7	0	0	0	7	7
2:15	3	0	0	0	3	3
2:30	4	0	0	0	4	4
2:45	3	0	0	0	3	3
3:00	9	0	0	0	9	9
3:15	6	0	0	0	6	6
3:30	4	0	0	0	4	4
3:45	3	0	0	0	3	3
4:00	5	0	0	0	5	5
4:15	0	0	0	0	0	0
4:30	5	0	0	0	5	5
4:45	7	0	1	0	8	9
5:00	4	0	0	1	5	6
5:15	6	0	0	0	6	6
5:30	13	0	0	0	13	13
5:45	13	0	0	0	13	13
6:00	9	0	1	2	12	15
6:15	14	0	1	0	15	16
6:30	25	0	1	1	27	29
6:45	37	0	1	2	40	43
7:00	56	1	1	2	60	62
7:15	84	1	1	2	88	90
7:30	94	1	2	4	101	106
7:45	104	1	1	2	108	110
8:00	118	1	1	4	124	128
8:15	130	1	1	2	135	137
8:30	97	1	1	1	100	101
8:45	106	0	0	1	107	108
9:00	107	1	1	1	110	111
9:15	87	0	1	1	89	91
9:30	99	0	1	1	101	103
9:45	107	1	0	1	109	110
10:00	123	1	1	1	126	127
10:15	95	0	1	0	96	97
10:30	103	1	1	1	106	107
10:45	136	2	2	2	142	144
11:00	118	1	1	2	122	124
11:15	124	1	1	1	127	128
11:30	107	2	1	0	110	110
11:45	80	1	1	0	82	82
12:00	46	1	1	0	48	48
12:15	109	2	2	1	114	115
12:30	134	0	1	2	137	140
12:45	132	1	2	2	137	140
13:00	120	1	2	2	125	128
13:15	114	1	1	1	117	118
13:30	100	1	1	2	104	106
13:45	104	1	3	1	109	111
14:00	82	0	2	2	86	89
14:15	106	1	3	2	112	115
14:30	89	1	2	1	93	95
14:45	116	1	2	1	120	122
15:00	127	1	2	0	130	131
15:15	103	0	2	1	106	108
15:30	112	1	2	2	117	120
15:45	103	1	3	1	108	110
16:00	126	2	1	1	130	131
16:15	153	1	2	2	158	161
16:30	135	2	2	1	140	141
16:45	124	1	2	1	128	130
17:00	145	1	3	1	150	152
17:15	151	2	3	1	157	159
17:30	162	2	2	1	167	168
17:45	161	1	1	1	164	165
18:00	155	1	1	1	158	159
18:15	152	1	1	1	155	156
18:30	132	1	1	2	134	138
18:45	135	0	2	1	138	140
19:00	153	1	1	1	156	157
19:15	129	2	1	1	133	134
19:30	144	1	2	0	147	148
19:45	111	1	3	1	116	118
20:00	78	0	2	1	81	83
20:15	74	1	0	1	77	78
20:30	60	0	0	0	60	60
20:45	65	0	0	1	66	67
21:00	67	0	1	0	68	69
21:15	62	0	1	1	64	66
21:30	38	0	0	0	38	38
21:45	43	0	0	0	43	43
22:00	44	0	1	0	45	46
22:15	46	0	0	0	46	46
22:30	29	0	0	0	29	29
22:45	39	0	0	0	39	39
23:00	47	0	0	0	47	47
23:15	34	0	0	1	35	34
23:30	42	0	0	0	42	42
23:45	41	0	0	0	41	41

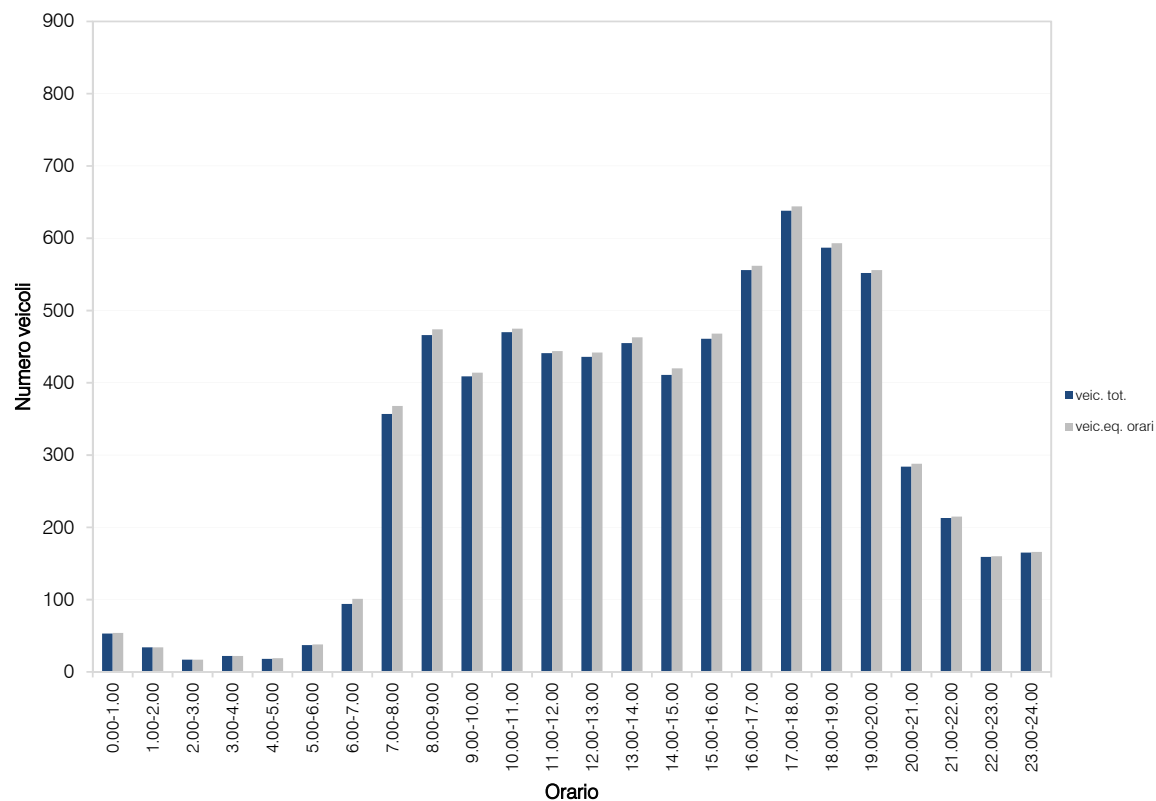
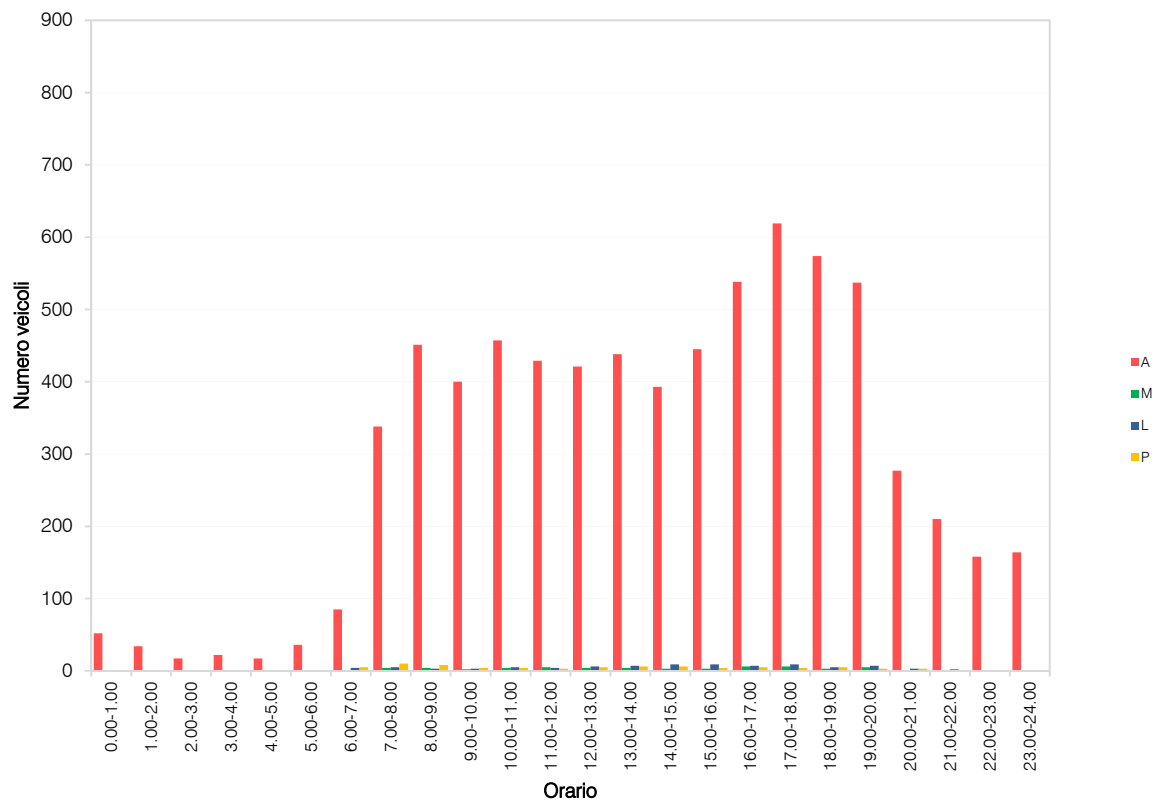
VOLUME DI TRAFFICO INTERVALLO TEMPORALE 60 min

venerdì 20 gennaio 2017

	<i>A</i>	<i>M</i>	<i>L</i>	<i>P</i>	<i>veicoli totali</i>	<i>veicoli equivalenti orari</i>
0.00-1.00	52	0	0	1	53	54
1.00-2.00	34	0	0	0	34	34
2.00-3.00	17	0	0	0	17	17
3.00-4.00	22	0	0	0	22	22
4.00-5.00	17	0	1	0	18	19
5.00-6.00	36	0	0	1	37	38
6.00-7.00	85	0	4	5	94	101
7.00-8.00	338	4	5	10	357	368
8.00-9.00	451	4	3	8	466	474
9.00-10.00	400	2	3	4	409	414
10.00-11.00	457	4	5	4	470	475
11.00-12.00	429	5	4	3	441	444
12.00-13.00	421	4	6	5	436	442
13.00-14.00	438	4	7	6	455	463
14.00-15.00	393	3	9	6	411	420
15.00-16.00	445	3	9	4	461	468
16.00-17.00	538	6	7	5	556	562
17.00-18.00	619	6	9	4	638	644
18.00-19.00	574	3	5	5	587	593
19.00-20.00	537	5	7	3	552	556
20.00-21.00	277	1	3	3	284	288
21.00-22.00	210	0	2	1	213	215
22.00-23.00	158	0	1	0	159	160
23.00-24.00	164	0	0	1	165	166
					TOT	7.335
						7.437

ELABORAZIONI GRAFICHE

venerdì 20 gennaio 2017



VOLUME DI TRAFFICO INTERVALLO TEMPORALE 15 min

sabato 21 gennaio 2017

	A	M	L	P	veicoli totali	Veic. eq.
0:00	43	0	0	0	43	43
0:15	55	1	0	0	56	56
0:30	30	0	0	0	30	30
0:45	29	0	0	0	29	29
1:00	24	0	0	0	24	24
1:15	24	0	0	0	24	24
1:30	27	0	0	0	27	27
1:45	22	0	0	0	22	22
2:00	12	0	0	0	12	12
2:15	15	0	0	0	15	15
2:30	6	0	0	0	6	6
2:45	13	0	0	0	13	13
3:00	13	0	0	0	13	13
3:15	8	0	0	0	8	8
3:30	4	0	0	0	4	4
3:45	4	0	0	0	4	4
4:00	8	1	0	0	9	9
4:15	6	0	0	0	6	6
4:30	10	1	0	0	11	11
4:45	5	0	0	0	5	5
5:00	4	0	0	0	4	4
5:15	11	1	0	0	12	12
5:30	15	0	0	0	15	15
5:45	10	1	0	0	11	11
6:00	8	1	0	0	10	11
6:15	11	1	0	1	13	14
6:30	19	0	0	0	19	19
6:45	20	2	0	1	23	23
7:00	29	1	0	1	31	32
7:15	29	1	0	1	31	32
7:30	60	1	1	2	64	66
7:45	93	2	1	2	98	100
8:00	82	1	0	3	86	89
8:15	59	1	0	0	61	61
8:30	59	0	0	0	60	61
8:45	57	2	1	0	60	60
9:00	86	2	1	1	90	91
9:15	83	2	1	0	86	86
9:30	74	2	1	0	77	77
9:45	102	0	1	1	104	106
10:00	107	1	1	0	109	109
10:15	107	2	0	1	110	110
10:30	128	3	1	0	133	130
10:45	137	3	1	2	143	144
11:00	141	2	0	1	144	144
11:15	130	1	1	2	134	136
11:30	140	3	1	1	145	145
11:45	145	2	1	0	148	148
12:00	118	1	1	1	121	122
12:15	91	4	0	1	96	95
12:30	126	1	1	1	129	130
12:45	126	1	1	2	130	132
13:00	124	3	1	2	130	131
13:15	89	1	1	2	93	95
13:30	73	0	1	2	76	79
13:45	79	1	0	1	81	82
14:00	77	0	0	1	78	79
14:15	71	1	0	1	73	74
14:30	76	1	1	1	79	80
14:45	92	1	1	0	94	94
15:00	112	2	1	0	115	115
15:15	87	1	1	1	90	91
15:30	117	2	0	0	119	118
15:45	105	2	1	0	108	108
16:00	91	0	1	1	95	94
16:15	120	0	1	0	121	122
16:30	110	3	1	1	115	115
16:45	106	3	2	0	111	111
17:00	133	1	0	1	135	136
17:15	139	4	1	0	144	143
17:30	136	4	1	1	142	142
17:45	117	1	3	1	122	124
18:00	124	2	3	0	129	130
18:15	113	2	1	1	117	118
18:30	111	3	0	2	116	117
18:45	121	1	1	1	124	125
19:00	112	2	0	0	114	113
19:15	113	1	1	0	115	115
19:30	114	1	0	1	116	117
19:45	108	1	1	0	110	110
20:00	96	2	0	0	98	97
20:15	76	0	0	1	77	78
20:30	78	1	0	0	79	79
20:45	49	1	0	0	50	50
21:00	60	1	0	1	62	63
21:15	61	1	0	0	62	62
21:30	54	1	0	0	55	55
21:45	47	1	0	0	48	48
22:00	51	0	0	0	51	51
22:15	42	0	0	0	42	42
22:30	49	0	0	0	49	49
22:45	49	0	0	1	50	51
23:00	73	1	0	0	74	74
23:15	60	1	0	0	60	60
23:30	66	1	0	0	67	67
23:45	42	0	0	0	42	42

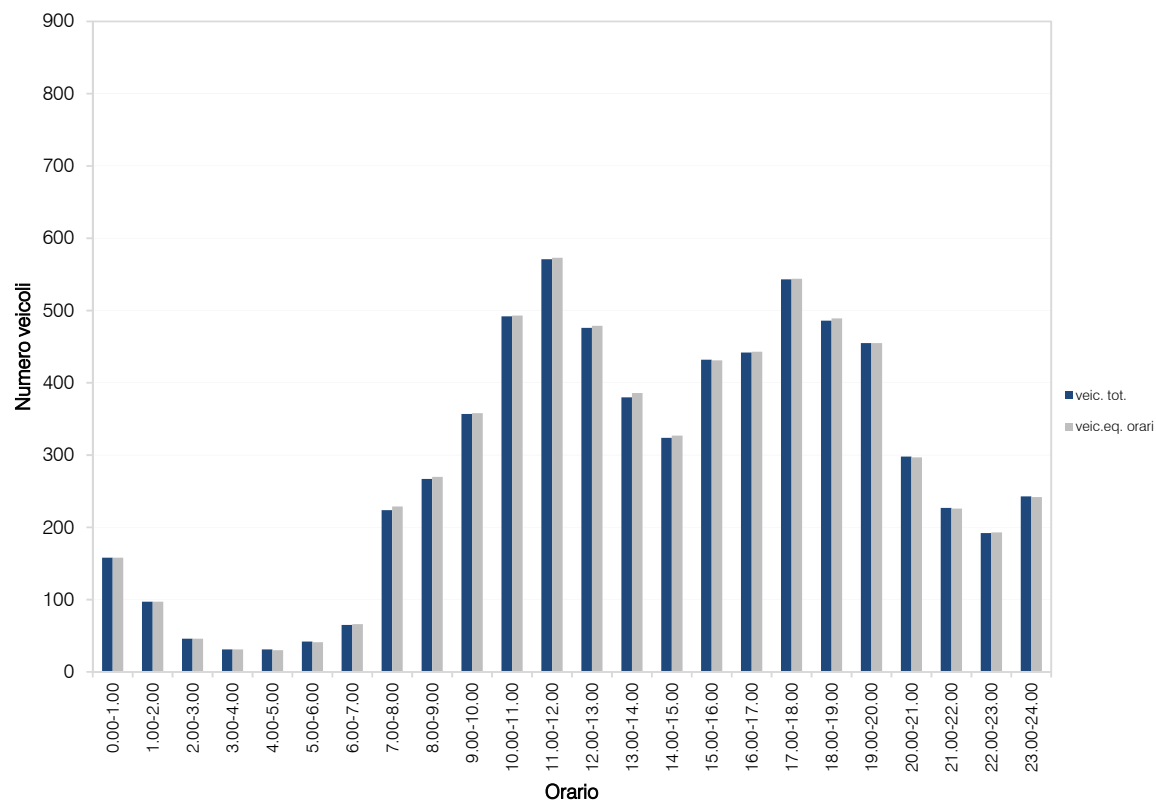
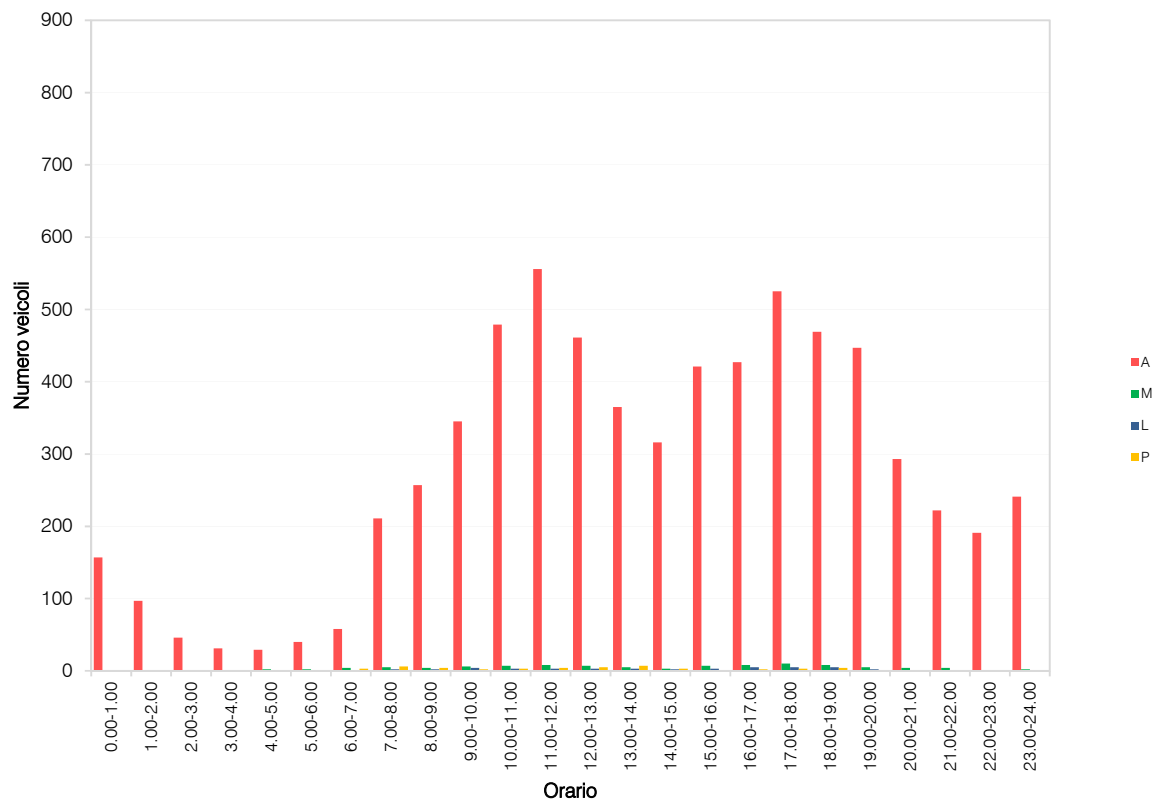
VOLUME DI TRAFFICO INTERVALLO TEMPORALE 60 min

sabato 21 gennaio 2017

	<i>A</i>	<i>M</i>	<i>L</i>	<i>P</i>	<i>veicoli totali</i>	<i>veicoli equivalenti orari</i>
0.00-1.00	157	1	0	0	158	158
1.00-2.00	97	0	0	0	97	97
2.00-3.00	46	0	0	0	46	46
3.00-4.00	31	0	0	0	31	31
4.00-5.00	29	2	0	0	31	30
5.00-6.00	40	2	0	0	42	41
6.00-7.00	58	4	0	3	65	66
7.00-8.00	211	5	2	6	224	229
8.00-9.00	257	4	2	4	267	270
9.00-10.00	345	6	4	2	357	358
10.00-11.00	479	7	3	3	492	493
11.00-12.00	556	8	3	4	571	573
12.00-13.00	461	7	3	5	476	479
13.00-14.00	365	5	3	7	380	386
14.00-15.00	316	3	2	3	324	327
15.00-16.00	421	7	3	1	432	431
16.00-17.00	427	8	5	2	442	443
17.00-18.00	525	10	5	3	543	544
18.00-19.00	469	8	5	4	486	489
19.00-20.00	447	5	2	1	455	455
20.00-21.00	293	4	0	1	298	297
21.00-22.00	222	4	0	1	227	226
22.00-23.00	191	0	0	1	192	193
23.00-24.00	241	2	0	0	243	242
					TOT	6.879
						6.904

ELABORAZIONI GRAFICHE

sabato 21 gennaio 2017



VOLUME DI TRAFFICO INTERVALLO TEMPORALE 15 min

domenica 22 gennaio 2017

	A	M	L	P	veicoli totali	Veic. eq.
0:00	49	0	0	0	49	49
0:15	40	0	0	0	40	40
0:30	40	0	0	0	40	40
0:45	34	0	0	0	34	34
1:00	33	0	0	0	33	33
1:15	38	0	0	0	38	38
1:30	23	0	0	0	23	23
1:45	25	0	0	0	25	25
2:00	27	0	0	0	27	27
2:15	16	0	0	0	16	16
2:30	26	0	0	0	26	26
2:45	14	0	0	0	14	14
3:00	8	0	0	0	8	8
3:15	9	0	0	0	9	9
3:30	10	0	0	0	10	10
3:45	2	0	0	0	2	2
4:00	6	0	0	0	6	6
4:15	3	0	0	0	3	3
4:30	4	0	0	0	4	4
4:45	6	0	0	0	6	6
5:00	5	0	0	0	5	5
5:15	3	0	0	0	3	3
5:30	8	0	0	0	8	8
5:45	6	0	0	0	6	6
6:00	4	0	0	0	4	4
6:15	8	0	0	0	8	8
6:30	3	0	0	0	3	3
6:45	6	0	0	0	6	6
7:00	5	0	0	0	5	5
7:15	5	0	0	0	5	5
7:30	12	0	0	0	12	12
7:45	20	0	0	0	20	20
8:00	9	0	0	0	9	9
8:15	26	0	0	0	26	26
8:30	20	0	0	0	20	20
8:45	26	0	0	0	26	26
9:00	33	0	0	0	33	33
9:15	41	0	0	0	41	41
9:30	38	0	0	0	38	38
9:45	69	1	0	0	70	70
10:00	66	1	0	0	67	67
10:15	63	0	0	0	63	63
10:30	62	2	0	0	64	64
10:45	64	1	0	0	65	65
11:00	89	1	0	0	90	90
11:15	99	1	0	0	100	100
11:30	93	1	1	0	95	95
11:45	97	1	0	0	98	98
12:00	89	1	0	0	90	90
12:15	117	2	1	0	120	120
12:30	99	2	0	0	101	100
12:45	59	0	0	0	59	59
13:00	44	0	0	0	44	44
13:15	48	0	0	0	48	48
13:30	35	0	0	0	35	35
13:45	45	1	0	0	46	46
14:00	49	1	1	0	51	51
14:15	51	0	0	0	51	51
14:30	61	1	1	0	63	63
14:45	69	0	0	0	69	69
15:00	73	0	0	0	73	73
15:15	80	1	1	0	82	82
15:30	69	0	1	0	69	69
15:45	81	2	1	0	84	84
16:00	78	0	1	0	79	80
16:15	88	1	0	0	90	90
16:30	84	1	1	0	86	86
16:45	103	0	1	0	104	105
17:00	87	2	0	0	89	88
17:15	99	1	0	0	100	100
17:30	105	2	0	0	107	106
17:45	108	2	0	0	110	109
18:00	109	2	0	0	111	110
18:15	101	1	0	0	102	102
18:30	111	1	0	1	113	114
18:45	86	2	0	1	89	89
19:00	108	2	0	0	110	109
19:15	96	1	0	1	98	99
19:30	83	1	0	0	84	84
19:45	92	0	0	0	92	92
20:00	67	0	0	0	67	67
20:15	66	0	0	0	66	66
20:30	33	0	0	0	33	33
20:45	60	1	0	0	61	61
21:00	46	0	0	0	46	46
21:15	57	0	0	0	57	57
21:30	53	1	0	0	54	54
21:45	45	0	0	0	45	45
22:00	26	0	0	0	26	26
22:15	46	0	0	0	46	46
22:30	57	0	0	1	58	59
22:45	34	0	0	0	34	34
23:00	35	0	0	0	35	35
23:15	44	0	0	0	44	44
23:30	18	0	0	0	18	18
23:45	29	0	0	0	29	29

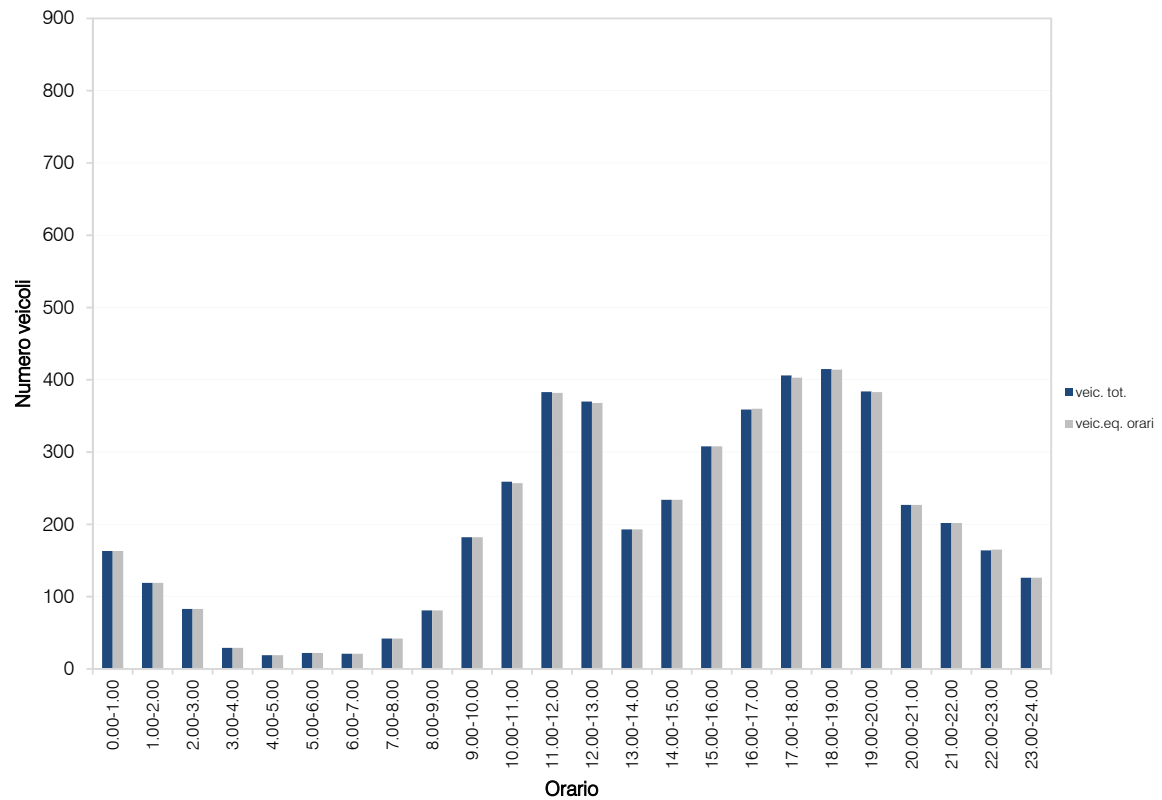
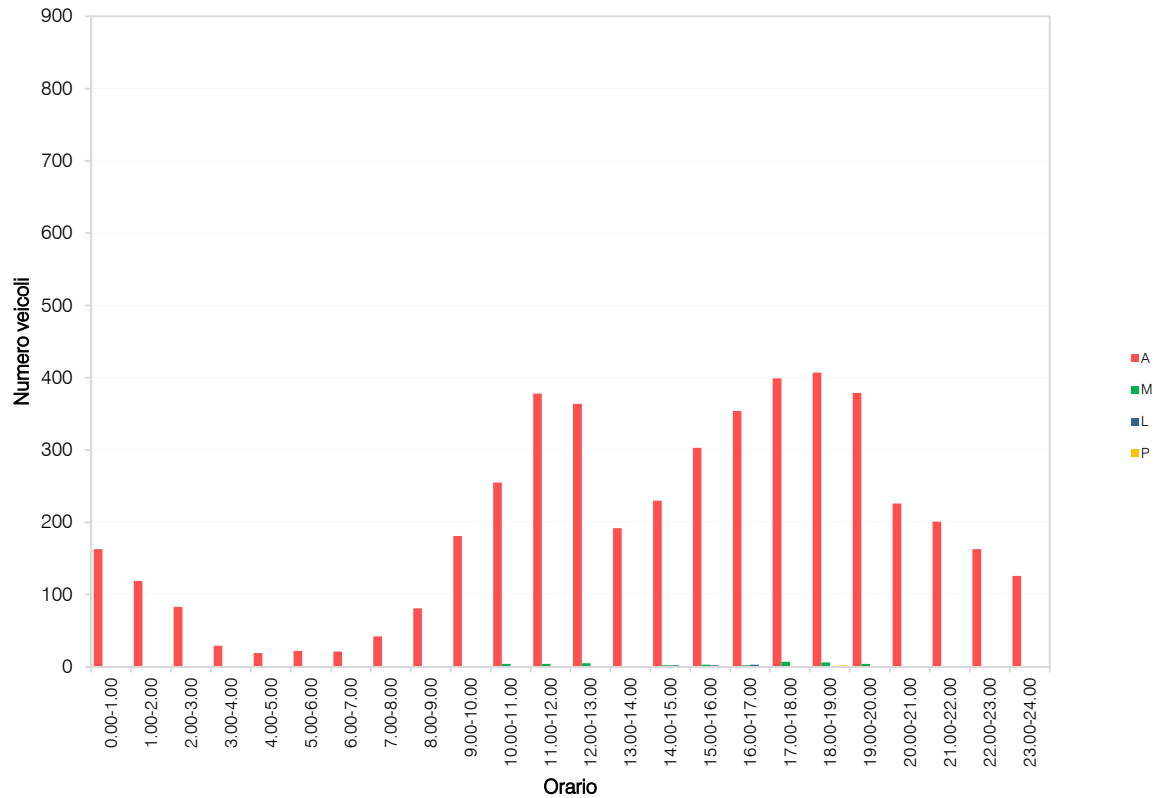
VOLUME DI TRAFFICO INTERVALLO TEMPORALE 60 min

domenica 22 gennaio 2017

	<i>A</i>	<i>M</i>	<i>L</i>	<i>P</i>	<i>veicoli totali</i>	<i>veicoli equivalenti orari</i>
0.00-1.00	163	0	0	0	163	163
1.00-2.00	119	0	0	0	119	119
2.00-3.00	83	0	0	0	83	83
3.00-4.00	29	0	0	0	29	29
4.00-5.00	19	0	0	0	19	19
5.00-6.00	22	0	0	0	22	22
6.00-7.00	21	0	0	0	21	21
7.00-8.00	42	0	0	0	42	42
8.00-9.00	81	0	0	0	81	81
9.00-10.00	181	1	0	0	182	182
10.00-11.00	255	4	0	0	259	257
11.00-12.00	378	4	1	0	383	382
12.00-13.00	364	5	1	0	370	368
13.00-14.00	192	1	0	0	193	193
14.00-15.00	230	2	2	0	234	234
15.00-16.00	303	3	2	0	308	308
16.00-17.00	354	2	3	0	359	360
17.00-18.00	399	7	0	0	406	403
18.00-19.00	407	6	0	2	415	414
19.00-20.00	379	4	0	1	384	383
20.00-21.00	226	1	0	0	227	227
21.00-22.00	201	1	0	0	202	202
22.00-23.00	163	0	0	1	164	165
23.00-24.00	126	0	0	0	126	126
					TOT	4.791
						4.783

ELABORAZIONI GRAFICHE

domenica 22 gennaio 2017



Flussi pedonali fronte Stazione

intervallo orario: 07.30 - 08.30



	07.30-07.45	07.45-08.00	08.00-08.15	08.15-08.30
	<i>Pedoni</i>	<i>Pedoni</i>	<i>Pedoni</i>	<i>Pedoni</i>
MANOVRA 1	35	30	22	13
MANOVRA 2	31	25	19	10
MANOVRA 3	6	5	4	3
MANOVRA 4	112	99	74	39
MANOVRA 5	21	18	13	6
MANOVRA 6	225	201	149	71
MANOVRA 7	6	5	4	3
MANOVRA 8	1	1	0	1

Flussi pedonali fronte Stazione

intervallo orario: 07.30 - 08.30



07.30 - 08.30	
	<i>Pedoni</i>
MANOVRA 1	100
MANOVRA 2	85
MANOVRA 3	18
MANOVRA 4	324
MANOVRA 5	58
MANOVRA 6	646
MANOVRA 7	18
MANOVRA 8	3
TOTALE	1252

Matrici OD Flussi pedonali fronte Stazione

O/D	ZONE
A	Borgo Pieve sud
B	Via Piazza
C	Borgo Pieve nord

COEFFICIENTI DI EQUIVALENZA	
Autovetture	1,00
Motocicli	0,50
Veicoli commerciali leggeri	1,50
Mezzi pesanti e Bus	2,00

INTERVALLO ORARIO 07.30 - 08.30 - MATRICI PER CLASSE VEICOLARE

LEGGERI				
O/D	A	B	C	totali
A	0	85	100	185
B	18	0	324	342
C	3	18	0	21
totali	21	103	424	548

MOTOCICLI				
O/D	A	B	C	totali
A	0	0	0	0
B	0	0	0	0
C	0	0	0	0
totali	0	0	0	0

COMMERCIALI LEGGERI				
O/D	A	B	C	totali
A	0	0	0	0
B	0	0	0	0
C	0	0	0	0
totali	0	0	0	0

PESANTI				
O/D	A	B	C	totali
A	0	0	0	0
B	0	0	0	0
C	0	0	0	0
totali	0	0	0	0


INTERVALLO ORARIO 07.30 - 08.30 - MATRICI VEICOLI TOTALI/EQUIVALENTI

VEICOLI TOTALI				
O/D	A	B	C	totali
A	0	85	100	185
B	18	0	324	342
C	3	18	0	21
totali	21	103	424	548

VEICOLI EQUIVALENTI				
O/D	A	B	C	totali
A	0	0	0	0
B	0	0	0	0
C	0	0	0	0
totali	0	0	0	0

Intersezione 1: Borgo Pieve sud, Via Piazza, Borgo Pieve nord


intervallo orario: 07.30 - 08.30



	07.30-07.45					07.45-08.00					08.00-08.15					08.15-08.30				
	A	M	L	P	Veic eq	A	M	L	P	Veic eq	A	M	L	P	Veic eq	A	M	L	P	Veic eq
MANOVRA 1	41	1	0	4	50	48	3	0	3	56	58	1	1	2	64	31	1	1	1	35
MANOVRA 2	27	1	0	0	28	32	2	0	0	33	39	1	0	0	40	19	0	0	0	19
MANOVRA 3	86	0	0	0	86	126	1	1	1	130	114	1	1	0	116	94	1	1	0	96
MANOVRA 4	0	0	0	1	2	1	1	0	1	4	1	1	0	0	2	0	1	1	1	4
MANOVRA 5	10	2	0	0	11	15	1	0	0	16	5	0	0	0	5	9	0	0	0	9
MANOVRA 6	38	2	1	0	41	56	1	0	0	57	17	0	0	0	17	33	0	0	1	35

Intersezione 1: Borgo Pieve sud, Via Piazza, Borgo Pieve nord

intervallo orario: 07.30 - 08.30



07.30 - 08.30					
	A	M	L	P	Veic. eq.
MANOVRA 1	178	6	2	10	204
MANOVRA 2	117	4	0	0	119
MANOVRA 3	420	3	3	1	428
MANOVRA 4	2	3	1	3	11
MANOVRA 5	39	3	0	0	41
MANOVRA 6	144	3	1	1	149
TOTALE	900	22	7	15	952

Matrici OD Intersezione 1: Borgo Pieve sud, Via Piazza, Borgo Pieve nord

O/D	ZONE
A	Borgo Pieve sud
B	Via Piazza
C	Borgo Pieve nord

COEFFICIENTI DI EQUIVALENZA	
Autovetture	1,00
Motocicli	0,50
Veicoli commerciali leggeri	1,50
Mezzi pesanti e Bus	2,00

INTERVALLO ORARIO 07.30 - 08.30 - MATRICI PER CLASSE VEICOLARE

LEGGERI				
O/D	A	B	C	totali
A	0	117	178	295
B	420	0	2	422
C	144	39	0	183
totali	564	156	180	900

MOTOCICLI				
O/D	A	B	C	totali
A	0	4	6	10
B	3	0	3	6
C	3	3	0	6
totali	6	7	9	22

COMMERCIALI LEGGERI				
O/D	A	B	C	totali
A	0	0	2	2
B	3	0	1	4
C	1	0	0	1
totali	4	0	3	7

PESANTI				
O/D	A	B	C	totali
A	0	0	10	10
B	1	0	3	4
C	1	0	0	1
totali	2	0	13	15

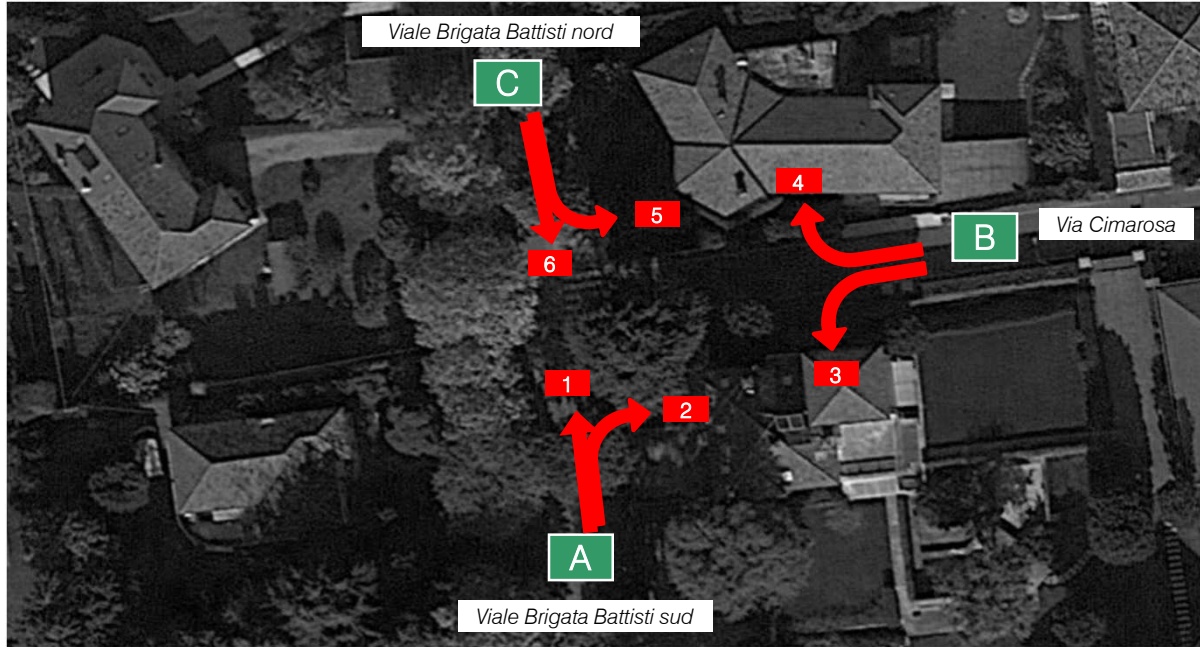
INTERVALLO ORARIO 07.30 - 08.30 - MATRICI VEICOLI TOTALI/EQUIVALENTI

VEICOLI TOTALI				
O/D	A	B	C	totali
A	0	121	196	317
B	427	0	9	436
C	149	42	0	191
totali	576	163	205	944

VEICOLI EQUIVALENTI				
O/D	A	B	C	totali
A	0	119	204	323
B	428	0	11	439
C	149	41	0	190
totali	577	160	215	952

Intersezione 2: Viale Brigata Battisti sud, Via Cimarosa, Viale Brigata Battisti nord

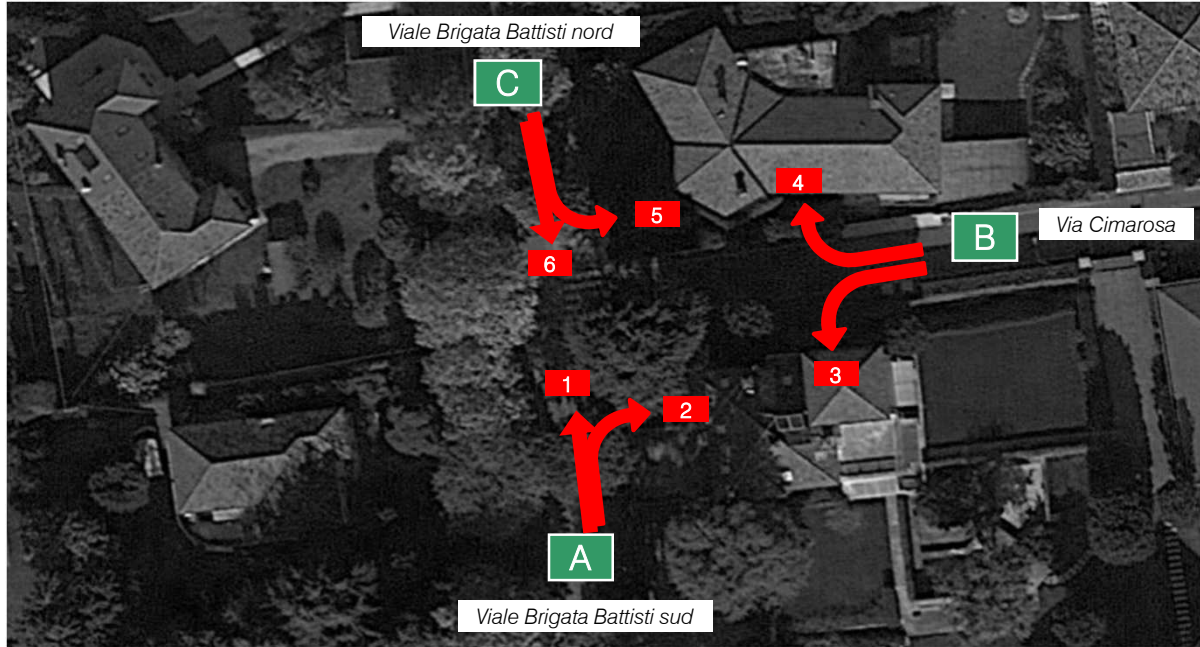
intervallo orario: 07.30 - 08.30



	07.30-07.45					07.45-08.00					08.00-08.15					08.15-08.30				
	A	M	L	P	Veic eq	A	M	L	P	Veic eq	A	M	L	P	Veic eq	A	M	L	P	Veic eq
MANOVRA 1	139	5	2	0	145	186	3	1	0	189	142	0	1	0	144	138	1	1	0	140
MANOVRA 2	12	1	0	0	13	16	0	0	0	16	12	0	0	0	12	13	0	0	0	13
MANOVRA 3	23	0	0	0	23	59	0	0	0	59	39	1	0	0	40	7	1	0	0	8
MANOVRA 4	1	0	1	0	3	3	0	2	0	6	2	1	1	0	4	0	0	0	0	0
MANOVRA 5	5	2	1	0	8	2	2	0	0	3	9	1	0	0	10	3	0	0	0	3
MANOVRA 6	71	2	0	4	80	40	5	0	3	49	83	1	1	2	89	68	0	1	1	72

Intersezione 2: Viale Brigata Battisti sud, Via Cimarosa, Viale Brigata Battisti nord

intervallo orario: 07.30 - 08.30



07.30 - 08.30					
	A	M	L	P	Veic. eq.
MANOVRA 1	605	9	5	0	617
MANOVRA 2	53	1	0	0	54
MANOVRA 3	128	2	0	0	129
MANOVRA 4	6	1	4	0	13
MANOVRA 5	19	5	1	0	23
MANOVRA 6	262	8	2	10	289
TOTALE	1073	26	12	10	1125

Matrici OD Intersezione 2: Viale Brigata Battisti sud, Via Cimarosa, Viale Brigata Battisti nord

O/D	ZONE
A	Viale Brigata Battisti sud
B	Via Cimarosa
C	Viale Brigata Battisti nord

COEFFICIENTI DI EQUIVALENZA	
Autovetture	1,00
Motocicli	0,50
Veicoli commerciali leggeri	1,50
Mezzi pesanti e Bus	2,00

INTERVALLO ORARIO 07.30 - 08.30 - MATRICI PER CLASSE VEICOLARE

LEGGERI				
O/D	A	B	C	totali
A	0	53	605	658
B	128	0	6	134
C	262	19	0	281
totali	390	72	611	1073

MOTOCICLI				
O/D	A	B	C	totali
A	0	1	9	10
B	2	0	1	3
C	8	5	0	13
totali	10	6	10	26

COMMERCIALI LEGGERI				
O/D	A	B	C	totali
A	0	0	5	5
B	0	0	4	4
C	2	1	0	3
totali	2	1	9	12

PESANTI				
O/D	A	B	C	totali
A	0	0	0	0
B	0	0	0	0
C	10	0	0	10
totali	10	0	0	10

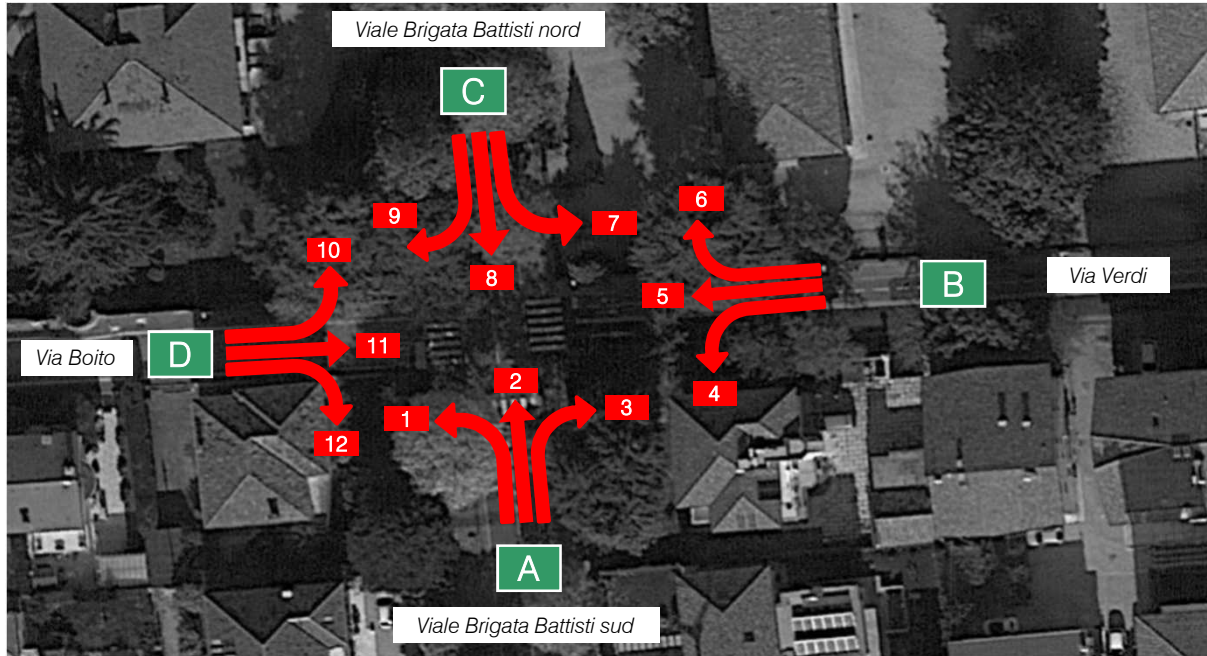
INTERVALLO ORARIO 07.30 - 08.30 - MATRICI VEICOLI TOTALI/EQUIVALENTI

VEICOLI TOTALI				
O/D	A	B	C	totali
A	0	54	619	673
B	130	0	11	141
C	282	25	0	307
totali	412	79	630	1121

VEICOLI EQUIVALENTI				
O/D	A	B	C	totali
A	0	54	617	671
B	129	0	13	142
C	289	23	0	312
totali	418	77	630	1125

Intersezione 3: Viale Brigata Battisti sud, Via Verdi, Viale Brigata Battisti nord, Via Boito

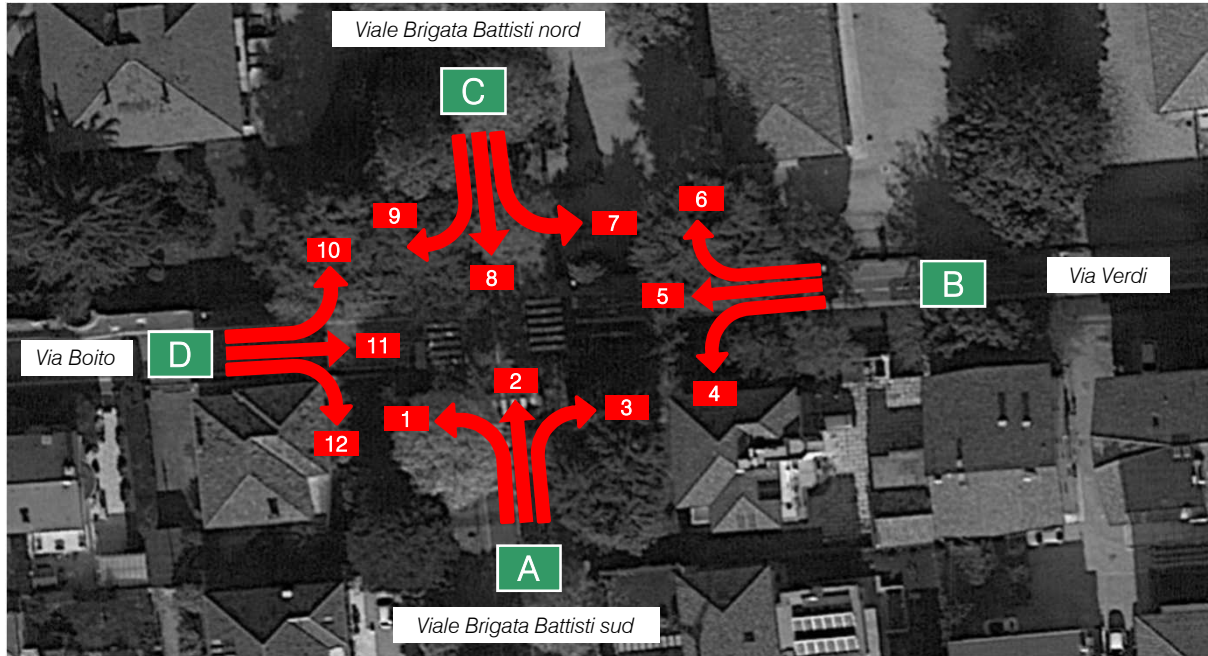
intervallo orario: 07.30 - 08.30



	07.30-07.45					07.45-08.00					08.00-08.15					08.15-08.30				
	A	M	L	P	Veic eq	A	M	L	P	Veic eq	A	M	L	P	Veic eq	A	M	L	P	Veic eq
MANOVRA 1	1	0	0	0	1	3	0	0	0	3	2	0	0	0	2	1	0	0	0	1
MANOVRA 2	85	2	2	0	89	114	1	2	0	118	87	0	1	0	89	83	0	1	0	85
MANOVRA 3	22	3	1	0	25	29	2	1	0	32	22	1	1	0	24	22	1	0	0	23
MANOVRA 4	-	-	-	-	-	-	-	-	-	-	-	-	-	-	-	-	-	-	-	-
MANOVRA 5	-	-	-	-	-	-	-	-	-	-	-	-	-	-	-	-	-	-	-	-
MANOVRA 6	-	-	-	-	-	-	-	-	-	-	-	-	-	-	-	-	-	-	-	-
MANOVRA 7	44	0	1	0	46	29	0	0	0	29	60	1	1	0	62	43	0	0	0	43
MANOVRA 8	77	4	0	4	87	50	7	0	3	60	104	1	0	2	109	76	0	1	1	80
MANOVRA 9	1	0	0	0	1	1	0	0	0	1	2	0	0	0	2	1	0	0	0	1
MANOVRA 10	0	0	0	0	0	0	0	2	0	3	0	0	0	0	0	1	1	0	0	2
MANOVRA 11	0	0	0	0	0	0	0	0	0	0	0	1	0	0	1	1	0	0	0	1
MANOVRA 12	1	0	1	0	3	1	0	0	0	1	2	1	1	0	4	2	0	0	0	2

Intersezione 3: Viale Brigata Battisti sud, Via Verdi, Viale Brigata Battisti nord, Via Boito

intervallo orario: 07.30 - 08.30



07.30 - 08.30					
	A	M	L	P	Veic. eq.
MANOVRA 1	7	0	0	0	7
MANOVRA 2	369	3	6	0	380
MANOVRA 3	95	7	3	0	103
MANOVRA 4	-	-	-	-	-
MANOVRA 5	-	-	-	-	-
MANOVRA 6	-	-	-	-	-
MANOVRA 7	176	1	2	0	180
MANOVRA 8	307	12	1	10	335
MANOVRA 9	5	0	0	0	5
MANOVRA 10	1	1	2	0	5
MANOVRA 11	1	1	0	0	2
MANOVRA 12	6	1	2	0	10
TOTALE	967	26	16	10	1027

Matrici OD Intersezione 3: Viale Brigata Battisti sud, Via Verdi, Viale Brigata Battisti nord, Via Boito

O/D	ZONE
A	Viale Brigata Battisti sud
B	Via Verdi
C	Viale Brigata Battisti nord
D	Via Boito

COEFFICIENTI DI EQUIVALENZA	
Autovetture	1,00
Motocicli	0,50
Veicoli commerciali leggeri	1,50
Mezzi pesanti e Bus	2,00

INTERVALLO ORARIO 07.30 - 08.30 - MATRICI PER CLASSE VEICOLARE

LEGGERI					
O/D	A	B	C	D	totali
A	0	95	369	7	471
B	-	0	-	-	0
C	307	176	0	5	488
D	6	1	1	0	8
totali	313	272	370	12	967

MOTOCICLI					
O/D	A	B	C	D	totali
A	0	7	3	0	10
B	-	0	-	-	0
C	12	1	0	0	13
D	1	1	1	0	3
totali	13	9	4	0	26

COMMERCIALI LEGGERI					
O/D	A	B	C	D	totali
A	0	3	6	0	9
B	-	0	-	-	0
C	1	2	0	0	3
D	2	0	2	0	4
totali	3	5	8	0	16

PESANTI					
O/D	A	B	C	D	totali
A	0	0	0	0	0
B	-	0	-	-	0
C	10	0	0	0	10
D	0	0	0	0	0
totali	10	0	0	0	10


INTERVALLO ORARIO 07.30 - 08.30 - MATRICI VEICOLI TOTALI/EQUIVALENTI

VEICOLI TOTALI					
O/D	A	B	C	D	totali
A	0	105	378	7	490
B	-	0	-	-	0
C	330	179	0	5	514
D	9	2	4	0	15
totali	339	286	382	12	1019

VEICOLI EQUIVALENTI					
O/D	A	B	C	D	totali
A	0	103	380	7	490
B	-	0	-	-	0
C	335	180	0	5	520
D	10	2	5	0	17
totali	345	285	385	12	1027

Intersezione 4: Viale Brigata Battisti sud, Via Trieste, Viale Brigata Battisti nord


intervallo orario: 07.30 - 08.30



	07.30-07.45					07.45-08.00					08.00-08.15					08.15-08.30				
	A	M	L	P	Veic eq	A	M	L	P	Veic eq	A	M	L	P	Veic eq	A	M	L	P	Veic eq
MANOVRA 1	82	2	2	0	86	110	1	4	0	117	84	0	1	0	86	82	1	1	0	84
MANOVRA 2	3	0	0	0	3	4	0	0	0	4	3	0	0	0	3	2	0	0	0	2
MANOVRA 3	2	1	0	0	3	6	0	0	0	6	1	1	0	0	2	1	0	1	0	3
MANOVRA 4	2	0	0	0	2	5	0	0	0	5	1	0	0	0	1	1	0	0	0	1
MANOVRA 5	2	1	0	0	3	1	0	0	0	1	4	1	0	0	5	1	0	0	0	1
MANOVRA 6	120	3	1	4	131	74	7	0	3	84	165	1	1	2	171	119	0	0	1	121

Intersezione 4: Viale Brigata Battisti sud, Via Trieste, Viale Brigata Battisti nord

intervallo orario: 07.30 - 08.30



07.30 - 08.30					
	A	M	L	P	Veic. eq.
MANOVRA 1	358	4	8	0	372
MANOVRA 2	12	0	0	0	12
MANOVRA 3	10	2	1	0	13
MANOVRA 4	9	0	0	0	9
MANOVRA 5	8	2	0	0	9
MANOVRA 6	478	11	2	10	507
TOTALE	875	19	11	10	922

Matrici OD Intersezione 4: Viale Brigata Battisti sud, Via Trieste, Viale Brigata Battisti nord

O/D	ZONE
A	Viale Brigata Battisti sud
B	Via Trieste
C	Viale Brigata Battisti nord

COEFFICIENTI DI EQUIVALENZA	
Autovetture	1,00
Motocicli	0,50
Veicoli commerciali leggeri	1,50
Mezzi pesanti e Bus	2,00

INTERVALLO ORARIO 07.30 - 08.30 - MATRICI PER CLASSE VEICOLARE

LEGGERI				
O/D	A	B	C	totali
A	0	12	358	370
B	10	0	9	19
C	478	8	0	486
totali	488	20	367	875

MOTOCICLI				
O/D	A	B	C	totali
A	0	0	4	4
B	2	0	0	2
C	11	2	0	13
totali	13	2	4	19

COMMERCIALI LEGGERI				
O/D	A	B	C	totali
A	0	0	8	8
B	1	0	0	1
C	2	0	0	2
totali	3	0	8	11

PESANTI				
O/D	A	B	C	totali
A	0	0	0	0
B	0	0	0	0
C	10	0	0	10
totali	10	0	0	10

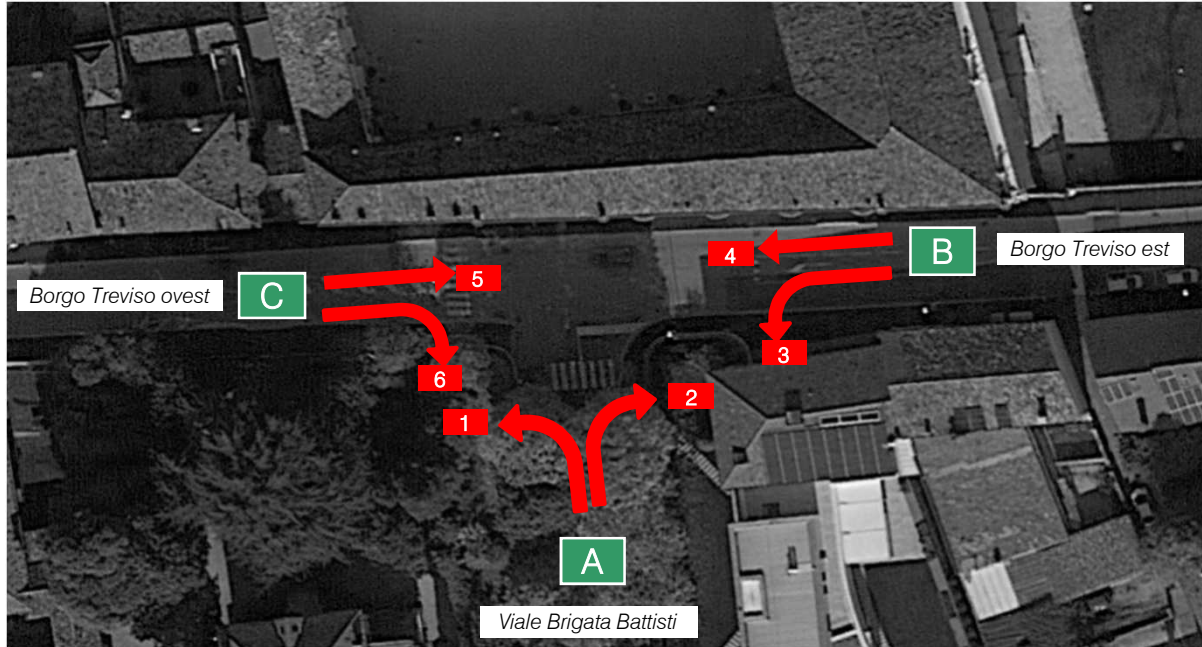
INTERVALLO ORARIO 07.30 - 08.30 - MATRICI VEICOLI TOTALI/EQUIVALENTI

VEICOLI TOTALI				
O/D	A	B	C	totali
A	0	12	370	382
B	13	0	9	22
C	501	10	0	511
totali	514	22	379	915

VEICOLI EQUIVALENTI				
O/D	A	B	C	totali
A	0	12	372	384
B	13	0	9	22
C	507	9	0	516
totali	520	21	381	922

Intersezione 5: Viale Brigata Battisti, Borgo Treviso est, Borgo Treviso ovest

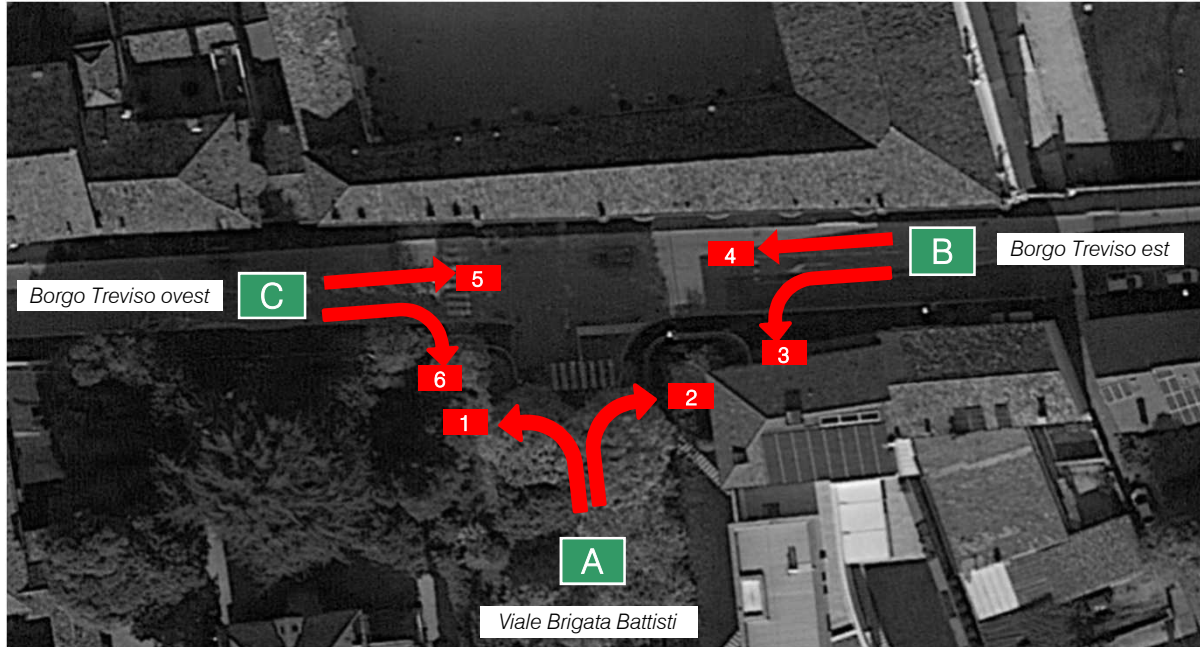
intervallo orario: 07.30 - 08.30



	07.30-07.45					07.45-08.00					08.00-08.15					08.15-08.30				
	A	M	L	P	Veic eq	A	M	L	P	Veic eq	A	M	L	P	Veic eq	A	M	L	P	Veic eq
MANOVRA 1	34	1	1	0	36	60	0	2	0	63	54	0	0	0	54	44	0	0	0	44
MANOVRA 2	50	1	1	0	52	55	1	2	0	59	31	0	1	0	33	39	1	1	0	41
MANOVRA 3	64	2	1	2	71	32	4	0	0	34	92	1	1	1	96	43	0	0	0	43
MANOVRA 4	96	0	1	0	98	122	2	1	2	129	127	1	1	0	129	78	0	1	0	80
MANOVRA 5	86	1	1	1	90	109	2	1	1	114	114	1	1	0	116	69	1	1	0	71
MANOVRA 6	58	2	0	2	63	43	3	0	3	51	77	1	0	1	80	77	0	0	1	79

Intersezione 5: Viale Brigata Battisti, Borgo Treviso est, Borgo Treviso ovest

intervallo orario: 07.30 - 08.30



07.30 - 08.30					
	A	M	L	P	Veic. eq.
MANOVRA 1	192	1	3	0	197
MANOVRA 2	175	3	5	0	184
MANOVRA 3	231	7	2	3	244
MANOVRA 4	423	3	4	2	435
MANOVRA 5	378	5	4	2	391
MANOVRA 6	255	6	0	7	272
TOTALE	1654	25	18	14	1723

Matrici OD Intersezione 5: Viale Brigata Battisti, Borgo Treviso est, Borgo Treviso ovest

O/D	ZONE
A	Viale Brigata Battisti
B	Borgo Treviso est
C	Borgo Treviso ovest

COEFFICIENTI DI EQUIVALENZA	
Autovetture	1,00
Motocicli	0,50
Veicoli commerciali leggeri	1,50
Mezzi pesanti e Bus	2,00

INTERVALLO ORARIO 07.30 - 08.30 - MATRICI PER CLASSE VEICOLARE

LEGGERI				
O/D	A	B	C	totali
A	0	175	192	367
B	231	0	423	654
C	255	378	0	633
totali	486	553	615	1654

MOTOCICLI				
O/D	A	B	C	totali
A	0	3	1	4
B	7	0	3	10
C	6	5	0	11
totali	13	8	4	25

COMMERCIALI LEGGERI				
O/D	A	B	C	totali
A	0	5	3	8
B	2	0	4	6
C	0	4	0	4
totali	2	9	7	18

PESANTI				
O/D	A	B	C	totali
A	0	0	0	0
B	3	0	2	5
C	7	2	0	9
totali	10	2	2	14


INTERVALLO ORARIO 07.30 - 08.30 - MATRICI VEICOLI TOTALI/EQUIVALENTI

VEICOLI TOTALI				
O/D	A	B	C	totali
A	0	183	196	379
B	243	0	432	675
C	268	389	0	657
totali	511	572	628	1711

VEICOLI EQUIVALENTI				
O/D	A	B	C	totali
A	0	184	197	381
B	244	0	435	679
C	272	391	0	663
totali	516	575	632	1723

Intersezione 6: Via delle Forche sud, Via Verdi, Via delle Forche nord


intervallo orario: 07.30 - 08.30



	07.30-07.45					07.45-08.00					08.00-08.15					08.15-08.30				
	A	M	L	P	Veic eq	A	M	L	P	Veic eq	A	M	L	P	Veic eq	A	M	L	P	Veic eq
MANOVRA 1	-	-	-	-	-	-	-	-	-	-	-	-	-	-	-	-	-	-	-	-
MANOVRA 2	164	6	1	0	169	197	19	3	2	215	156	6	1	0	161	169	4	1	0	173
MANOVRA 3	107	4	1	0	111	185	15	2	0	196	131	2	0	0	132	89	2	1	0	92
MANOVRA 4	-	-	-	-	-	-	-	-	-	-	-	-	-	-	-	-	-	-	-	-
MANOVRA 5	-	-	-	-	-	-	-	-	-	-	-	-	-	-	-	-	-	-	-	-
MANOVRA 6	21	1	0	0	22	25	0	0	0	25	17	1	0	0	18	8	0	0	0	8

Intersezione 6: Via delle Forche sud, Via Verdi, Via delle Forche nord

intervallo orario: 07.30 - 08.30



07.30 - 08.30					
	A	M	L	P	Veic. eq.
MANOVRA 1	-	-	-	-	-
MANOVRA 2	686	35	6	2	717
MANOVRA 3	512	23	4	0	530
MANOVRA 4	-	-	-	-	-
MANOVRA 5	-	-	-	-	-
MANOVRA 6	71	2	0	0	72
TOTALE	1269	60	10	2	1319

Matrici OD Intersezione 6: Via delle Forche sud, Via Verdi, Via delle Forche nord

O/D	ZONE
A	Via delle Forche sud
B	Via Verdi
C	Via delle Forche nord

COEFFICIENTI DI EQUIVALENZA	
Autovetture	1,00
Motocicli	0,50
Veicoli commerciali leggeri	1,50
Mezzi pesanti e Bus	2,00

INTERVALLO ORARIO 07.30 - 08.30 - MATRICI PER CLASSE VEICOLARE

LEGGERI				
O/D	A	B	C	totali
A	0	686	-	686
B	512	0	-	512
C	71	-	0	71
totali	583	686	0	1269

MOTOCICLI				
O/D	A	B	C	totali
A	0	35	-	35
B	23	0	-	23
C	2	-	0	2
totali	25	35	0	60

COMMERCIALI LEGGERI				
O/D	A	B	C	totali
A	0	6	-	6
B	4	0	-	4
C	0	-	0	0
totali	4	6	0	10

PESANTI				
O/D	A	B	C	totali
A	0	2	-	2
B	0	0	-	0
C	0	-	0	0
totali	0	2	0	2

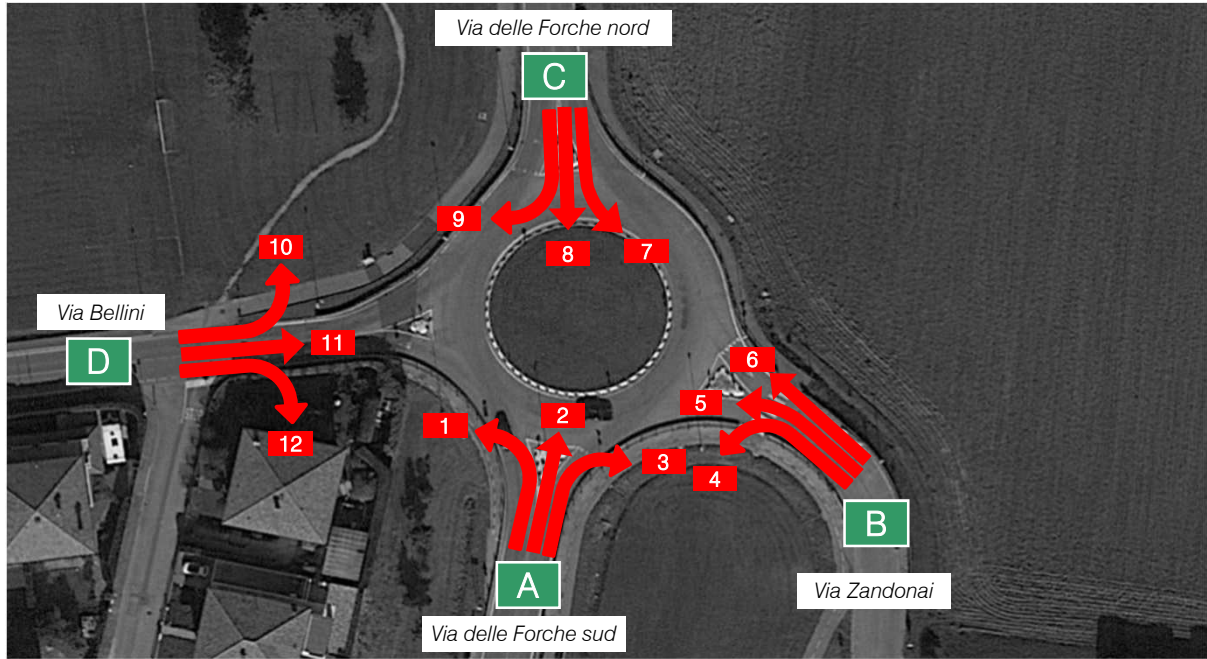
INTERVALLO ORARIO 07.30 - 08.30 - MATRICI VEICOLI TOTALI/EQUIVALENTI

VEICOLI TOTALI				
O/D	A	B	C	totali
A	0	729	-	729
B	539	0	-	539
C	73	-	0	73
totali	612	729	0	1341

VEICOLI EQUIVALENTI				
O/D	A	B	C	totali
A	0	717	-	717
B	530	0	-	530
C	72	-	0	72
totali	602	717	0	1319

Intersezione 7: Via delle Forche sud, Via Zandonai, Via delle Forche nord, Via Bellini

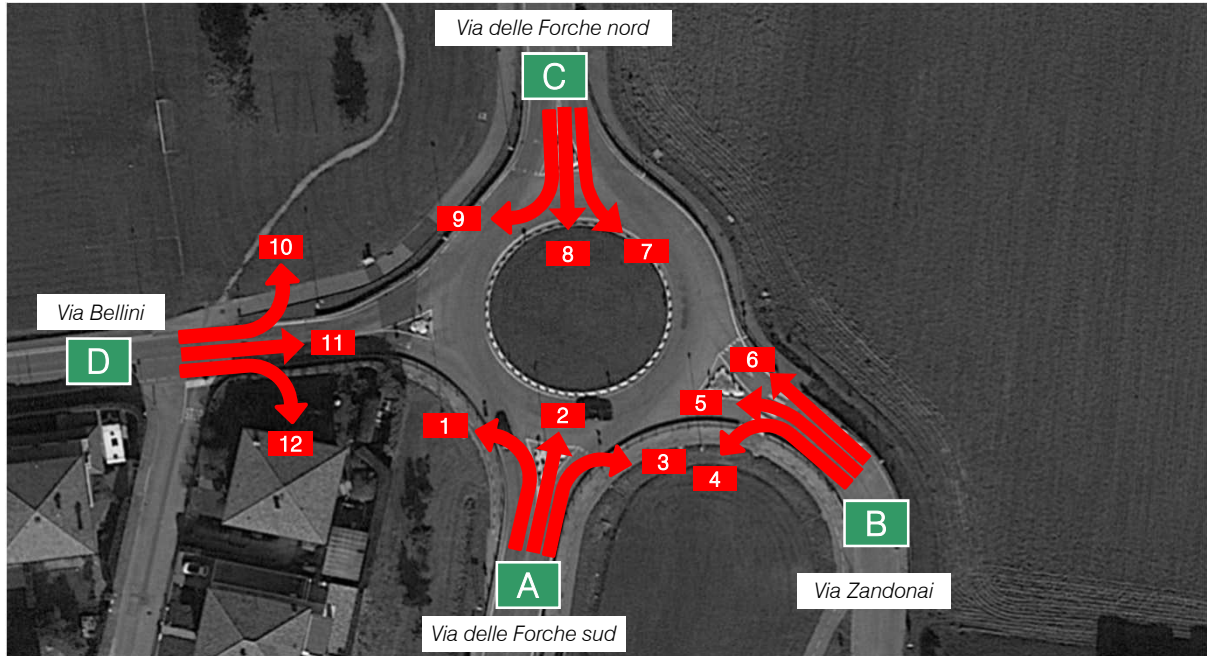
intervallo orario: 07.30 - 08.30



	07.30-07.45					07.45-08.00					08.00-08.15					08.15-08.30				
	A	M	L	P	Veic eq	A	M	L	P	Veic eq	A	M	L	P	Veic eq	A	M	L	P	Veic eq
MANOVRA 1	35	0	1	0	37	69	1	2	0	73	36	1	1	0	38	5	0	0	0	5
MANOVRA 2	161	5	1	0	165	194	19	3	2	212	151	6	1	0	156	165	3	0	0	167
MANOVRA 3	0	0	0	0	0	0	0	0	0	0	0	0	0	0	0	0	0	0	0	0
MANOVRA 4	0	0	0	0	0	0	0	0	0	0	0	0	0	0	0	0	0	0	0	0
MANOVRA 5	0	0	0	0	0	0	0	0	0	0	0	0	0	0	0	0	0	0	0	0
MANOVRA 6	0	0	0	0	0	0	0	0	0	0	0	0	0	0	0	0	0	0	0	0
MANOVRA 7	0	0	0	0	0	0	0	0	0	0	0	0	0	0	0	0	0	0	0	0
MANOVRA 8	112	5	1	0	116	183	7	2	0	190	132	3	0	0	134	89	2	1	0	92
MANOVRA 9	16	0	0	0	16	27	1	0	0	28	16	0	0	0	16	8	0	0	0	8
MANOVRA 10	3	1	0	0	4	3	0	0	0	3	5	0	0	0	5	4	1	1	0	6
MANOVRA 11	0	0	0	0	0	0	0	0	0	0	0	0	0	0	0	0	0	0	0	0
MANOVRA 12	4	0	0	0	4	7	1	0	0	8	3	0	0	0	3	1	0	0	0	1

Intersezione 7: Via delle Forche sud, Via Zandonai, Via delle Forche nord, Via Bellini

intervallo orario: 07.30 - 08.30



07.30 - 08.30					
	A	M	L	P	Veic. eq.
MANOVRA 1	145	2	4	0	152
MANOVRA 2	671	33	5	2	699
MANOVRA 3	0	0	0	0	0
MANOVRA 4	0	0	0	0	0
MANOVRA 5	0	0	0	0	0
MANOVRA 6	0	0	0	0	0
MANOVRA 7	0	0	0	0	0
MANOVRA 8	516	17	4	0	531
MANOVRA 9	67	1	0	0	68
MANOVRA 10	15	2	1	0	18
MANOVRA 11	0	0	0	0	0
MANOVRA 12	15	1	0	0	16
TOTALE	1429	56	14	2	1484

Matrici OD Intersezione 7: Via delle Forche sud, Via Zandonai, Via delle Forche nord, Via Bellini

O/D	ZONE
A	Via delle Forche sud
B	Via Zandonai
C	Via delle Forche nord
D	Via Bellini

COEFFICIENTI DI EQUIVALENZA	
Autovetture	1,00
Motocicli	0,50
Veicoli commerciali leggeri	1,50
Mezzi pesanti e Bus	2,00

INTERVALLO ORARIO 07.30 - 08.30 - MATRICI PER CLASSE VEICOLARE

LEGGERI					
O/D	A	B	C	D	totali
A	0	0	671	145	816
B	0	0	0	0	0
C	516	0	0	67	583
D	15	0	15	0	30
totali	531	0	686	212	1429

MOTOCICLI					
O/D	A	B	C	D	totali
A	0	0	33	2	35
B	0	0	0	0	0
C	17	0	0	1	18
D	1	0	2	0	3
totali	18	0	35	3	56

COMMERCIALI LEGGERI					
O/D	A	B	C	D	totali
A	0	0	5	4	9
B	0	0	0	0	0
C	4	0	0	0	4
D	0	0	1	0	1
totali	4	0	6	4	14

PESANTI					
O/D	A	B	C	D	totali
A	0	0	2	0	2
B	0	0	0	0	0
C	0	0	0	0	0
D	0	0	0	0	0
totali	0	0	2	0	2

INTERVALLO ORARIO 07.30 - 08.30 - MATRICI VEICOLI TOTALI/EQUIVALENTI

VEICOLI TOTALI					
O/D	A	B	C	D	totali
A	0	0	711	151	862
B	0	0	0	0	0
C	537	0	0	68	605
D	16	0	18	0	34
totali	553	0	729	219	1501

VEICOLI EQUIVALENTI					
O/D	A	B	C	D	totali
A	0	0	699	152	851
B	0	0	0	0	0
C	531	0	0	68	599
D	16	0	18	0	34
totali	547	0	717	220	1484

Flussi pedonali fronte Stazione

intervallo orario: 07.30 - 08.30



	07.30-07.45	07.45-08.00	08.00-08.15	08.15-08.30
	<i>Pedoni</i>	<i>Pedoni</i>	<i>Pedoni</i>	<i>Pedoni</i>
MANOVRA 1	35	30	22	13
MANOVRA 2	31	25	19	10
MANOVRA 3	6	5	4	3
MANOVRA 4	112	99	74	39
MANOVRA 5	21	18	13	6
MANOVRA 6	225	201	149	71
MANOVRA 7	6	5	4	3
MANOVRA 8	1	1	0	1

Flussi pedonali fronte Stazione

intervallo orario: 07.30 - 08.30



07.30 - 08.30	
	<i>Pedoni</i>
MANOVRA 1	100
MANOVRA 2	85
MANOVRA 3	18
MANOVRA 4	324
MANOVRA 5	58
MANOVRA 6	646
MANOVRA 7	18
MANOVRA 8	3
TOTALE	1252

Matrici OD Flussi pedonali fronte Stazione

O/D	ZONE
A	Borgo Pieve sud
B	Via Piazza
C	Borgo Pieve nord

COEFFICIENTI DI EQUIVALENZA	
Autovetture	1,00
Motocicli	0,50
Veicoli commerciali leggeri	1,50
Mezzi pesanti e Bus	2,00

INTERVALLO ORARIO 07.30 - 08.30 - MATRICI PER CLASSE VEICOLARE

LEGGERI				
O/D	A	B	C	totali
A	0	85	100	185
B	18	0	324	342
C	3	18	0	21
totali	21	103	424	548

MOTOCICLI				
O/D	A	B	C	totali
A	0	0	0	0
B	0	0	0	0
C	0	0	0	0
totali	0	0	0	0

COMMERCIALI LEGGERI				
O/D	A	B	C	totali
A	0	0	0	0
B	0	0	0	0
C	0	0	0	0
totali	0	0	0	0

PESANTI				
O/D	A	B	C	totali
A	0	0	0	0
B	0	0	0	0
C	0	0	0	0
totali	0	0	0	0

INTERVALLO ORARIO 07.30 - 08.30 - MATRICI VEICOLI TOTALI/EQUIVALENTI

VEICOLI TOTALI				
O/D	A	B	C	totali
A	0	85	100	185
B	18	0	324	342
C	3	18	0	21
totali	21	103	424	548

VEICOLI EQUIVALENTI				
O/D	A	B	C	totali
A	0	0	0	0
B	0	0	0	0
C	0	0	0	0
totali	0	0	0	0